

# MONTHLY INDICATORS REPORT

## Summary of Connecticut Criminal Justice System Trends

### Key Metrics

(Percent change from prior month)

#### July Monthly Totals

**Criminal Arrests:**  
 8,427 ↑ (+7.0%)

**Lock-up Arraignments:**  
 2,961 ↑ (+12.5%)

**DOC Admissions:**  
 1,568 ↑ (+7.1%)

**DOC Sentenced  
 Releases & Discharges:**  
 941 ↑ (+16.3%)

#### August 1 Counts

**DOC Facility:**  
 11,101 ↔ (-0.6%)

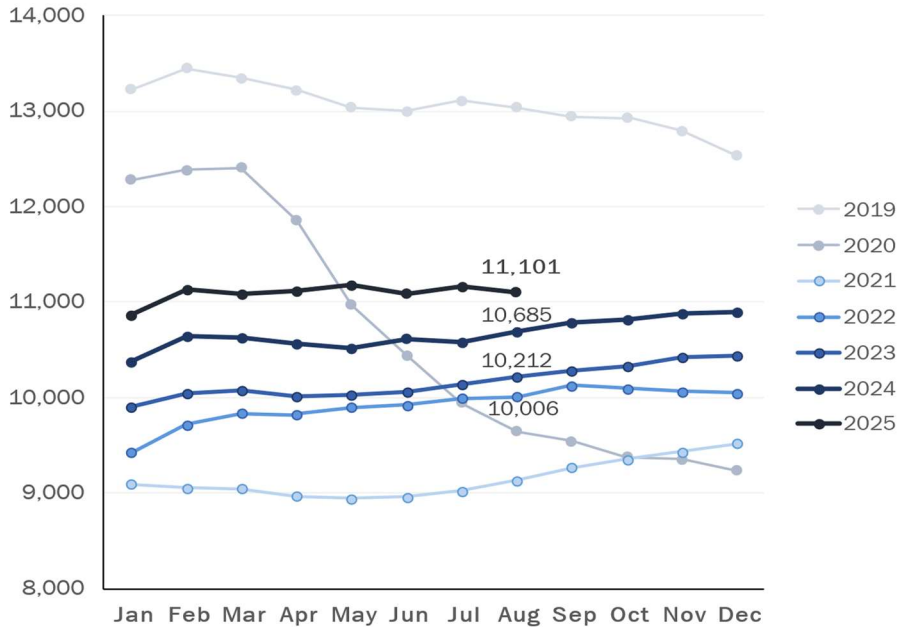
**Pretrial:**  
 3,639 ↓ (-1.3%)

**Sentenced:**  
 7,109 ↔ (-0.2%)

**DOC Community Supervision:**  
 2,998 ↑ (+1.6%)

### First-of-the-Month DOC Facility Population

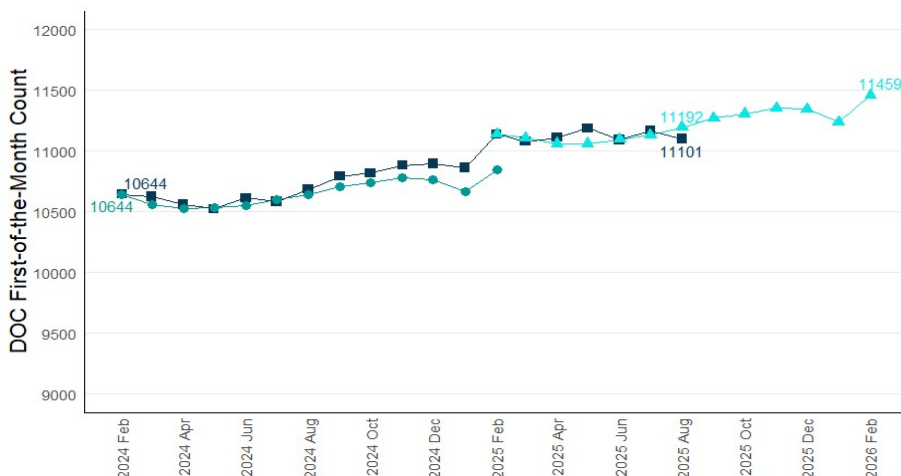
A comparison of five or more years shown by month



Note: To better illustrate changes, the Y-axis does not begin at zero.

### Correction Population Forecast

Forecast period: March 2025 – February 2026



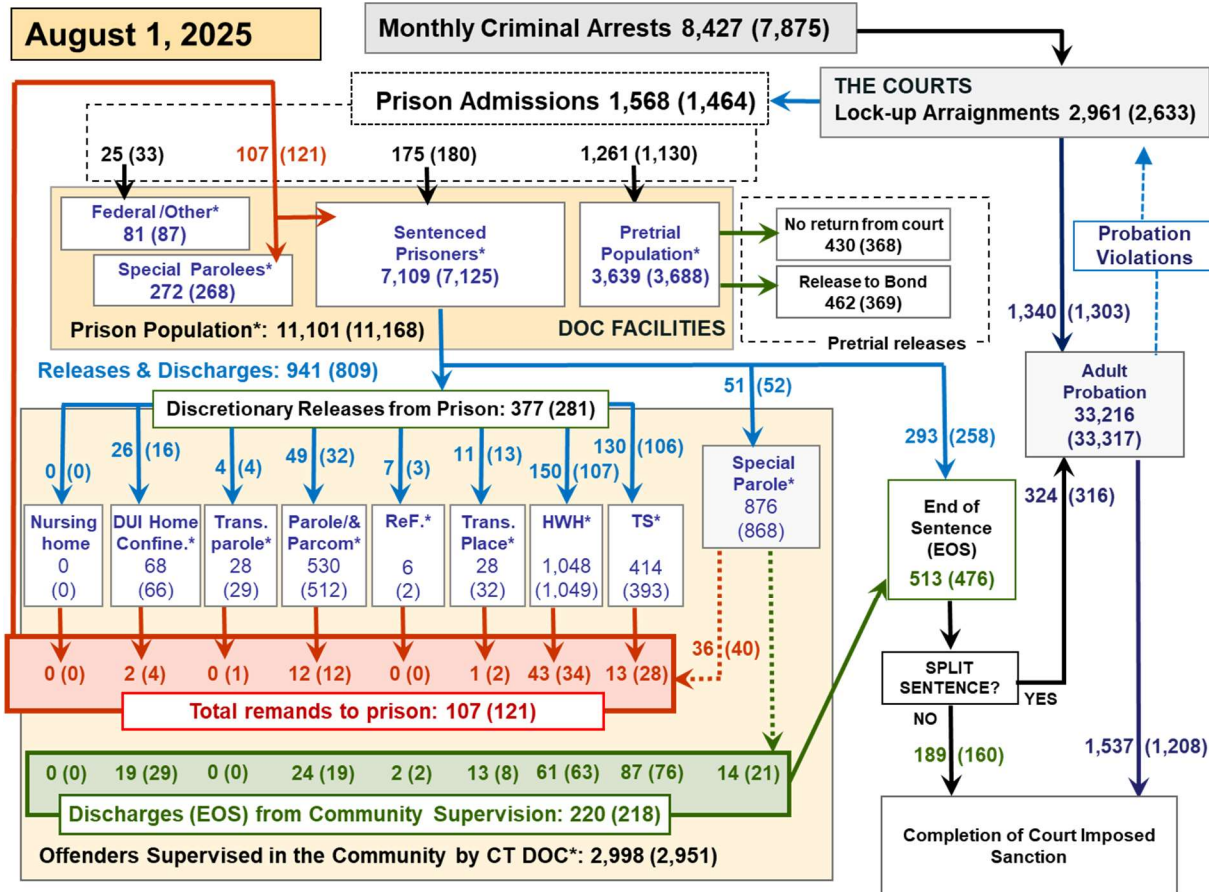
Note: To better illustrate changes, the Y-axis does not begin at zero.

### WEEK OF AUGUST 1, 2025

- **OPM Population Estimate:**  
11,192
- **DOC Facility Count:**  
**Aug. 1** 11,101  
**First Week Avg.** 11,084
- **Difference from OPM Forecast:**
  - First of the Month -91 -0.8%
  - First Week Avg. -108 -1.0%

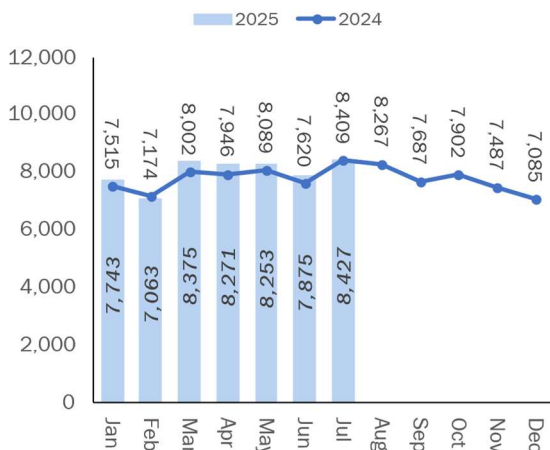


### Criminal Justice System Monthly Counts & Flow Chart



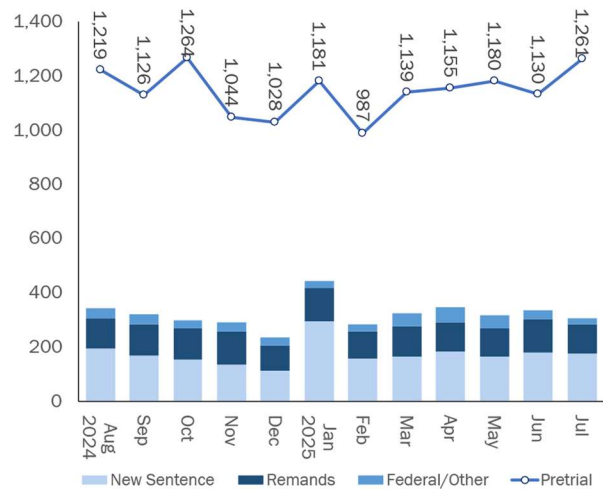
This flowchart contains monthly operations data for July 2025 and daily counts reported on August 1, 2025. Asterisks (\*) indicate the daily count on August 1. Figures from last month are enclosed by parentheses.

#### Statewide Arrests: 2024 & 2025



Note: Data in the chart above show new case starts in the state Criminal Motor Vehicle System (CRMVS).

#### Monthly DOC Admissions: 2024 & 2025

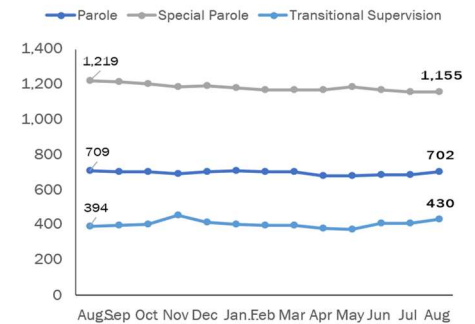


# Department of Correction

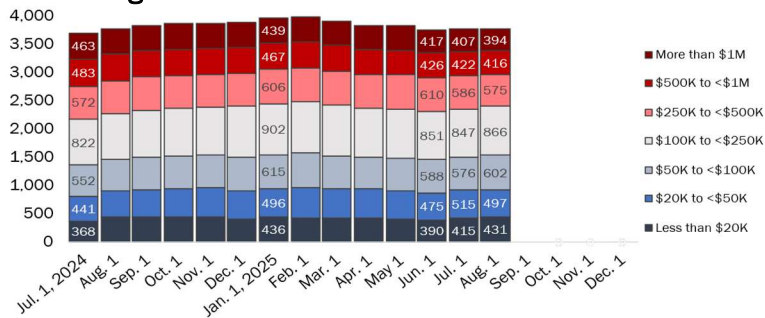
## First-of-the-Month Totals

	2025 Jun. 1	2025 Jul. 1	2025 Aug. 1	2024 Aug. 1	% Change	
					Monthly	Annual
<b>DOC Facilities</b>						
Federal/Other	93	87	81	97	-6.9%	-16.5%
Sentenced	7,075	7,125	7,109	6,703	-0.2%	6.1%
Special Parole	266	268	272	237	1.5%	14.8%
Pretrial	3,659	3,688	3,639	3,648	-1.3%	-0.2%
<b>Total</b>	<b>11,093</b>	<b>11,168</b>	<b>11,101</b>	<b>10,685</b>	<b>-0.6%</b>	<b>3.9%</b>
<b>DOC Community</b>						
Transfer Parole	28	29	28	33	-3.4%	-15.2%
Parole/ Parcom Total	509	512	530	528	3.5%	0.4%
Parole	386	383	400	400	4.4%	0.0%
Parcom @ CT	123	129	130	128	0.8%	1.6%
Furlough	6	2	6	3	200.0%	100.0%
Trans Placement	29	32	28	30	-12.5%	-6.7%
DUI/Home confine.	85	66	68	68	3.0%	0.0%
Halfway House Total	1,065	1,049	1,048	1,038	-0.1%	1.0%
Comm Release	583	562	578	538	2.8%	7.4%
Transitional Supervision	17	18	16	23	-11.1%	-30.4%
Parole	178	175	172	181	-1.7%	-5.0%
Transfer Parole	4	5	3	3	-40.0%	0.0%
Special Parole	283	289	279	293	-3.5%	-4.8%
Transitional Supervision	394	393	414	371	5.3%	11.6%
Nursing home	1	0	0	0	-	-
Special Parole	883	868	876	926	0.9%	-5.4%
<b>Total</b>	<b>3,000</b>	<b>2,951</b>	<b>2,998</b>	<b>2,997</b>	<b>1.6%</b>	<b>0.0%</b>

## DOC Community Supervision: First-of-the-Month Totals



## Bond Ranges for Pretrial Detainees

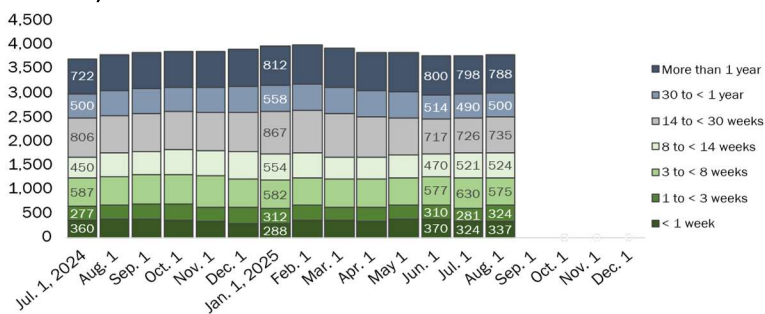


## Judicial Branch Court Support Services Division

### The Jail Reinterview Program

	Pretrial admissions	Offender interviews	Offenders released	Released last year
MAY	1,180	927	260	297
JUN	1,130	876	233	258
JUL	1,261	1,105	291	274

## Pretrial, Weeks Held since Admission



## Pretrial Bail and Probation Caseload

	Pretrial bail case starts	Client supv. starts	Split sentence starts	Pretrial bail cases*
MAY	2,651	1,452	356	13,618
JUN	2,469	1,303	316	13,574
JUL '25	2,907	1,340	324	13,627
JUL '24	2,756	1,383	323	13,712

\* Reflects open cases as of the first of the month.



## Department of Correction

### Monthly Totals

	2025	2025	2025	2024	% Change	
	MAY	JUN	JUL	JUL	Monthly	Annual
<b>Admissions</b>						
Federal/Other	45	33	25	48	-24.2%	-47.9%
Remands	106	121	107	108	-11.6%	-0.9%
DUI	2	4	2	5	-50.0%	-60.0%
Transfer Parole	0	1	0	0	-100.0%	-
Parole	20	12	12	18	0.0%	-33.3%
Trans Plac/Furlough	2	2	1	0	-50.0%	-
Halfway House	25	34	43	27	26.5%	59.3%
Transitional Supervision	14	28	13	17	-53.6%	-23.5%
Special Parole	43	40	36	41	-10.0%	-12.2%
New Sentence	164	180	175	138	-2.8%	26.8%
Violation of Parole	30	29	44	40	51.7%	10.0%
Pretrial	1,180	1,130	1,261	1,277	11.6%	-1.3%
<b>Total</b>	<b>1,495</b>	<b>1,464</b>	<b>1,568</b>	<b>1,571</b>	<b>7.1%</b>	<b>-0.2%</b>
<b>Releases and discharges</b>						
Transfer Parole	11	4	4	4	0.0%	0.0%
Parole	57	32	49	65	53.1%	-24.6%
Furlough	7	3	7	4	133.3%	75.0%
Trans. Placement	10	13	11	7	-15.4%	57.1%
Home Confinement DUI	40	16	26	15	62.5%	73.3%
Halfway House	150	107	150	110	40.2%	36.4%
Transitional Supervision	139	106	130	98	22.6%	32.7%
Special Parole	39	52	51	57	-1.9%	-10.5%
Nursing home	0	0	0	0	-	-
End of Sentence	521	476	513	448	7.8%	14.5%
<b>Total</b>	<b>974</b>	<b>809</b>	<b>941</b>	<b>808</b>	<b>16.3%</b>	<b>16.5%</b>
<b>Pretrial Releases*</b>						
From Court	411	368	430	419	16.8%	2.6%
Release to Bond	414	369	462	417	25.2%	10.8%

\* Totals reflect events, not individual offenders

### Pretrial Admissions, New to DOC:

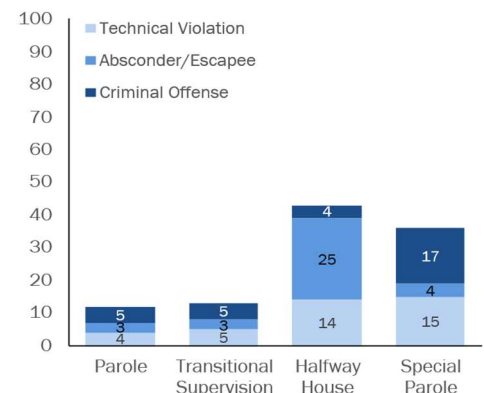
	MAY 2025	JUN 2025	JUL 2025	JUL 2024
Arraignments	2,693	2,633	2,961	3,022
Pretrial Admits	1,180	1,130	1,261	1,277
New to DOC	373	296	334	333
% New	32%	26%	26%	26%

## DOC Community Release

### Case Reviews and Release Metrics

	Cases reviewed	Approved	Denied	Continued	Approval rate
MAY	602	330	43	124	55%
JUN	556	307	24	106	55%
JUL '25	583	321	50	100	55%
JUL '24	474	238	36	112	50%

### Remands from Community Release



## Board of Pardons and Paroles

### Parole Hearings

	Parole hearings	Paroles granted	Grant rate	Granted: prior year	Granted: two years prior
MAY	104	39	38%	37	38
JUN	110	58	53%	43	51
JUL	109	26	24%	34	43

### Pardon Decisions

	Absolute Pardon			Cert. of Employability			Commutations		
	Granted	Denied	%	Granted	Denied	%	Granted	Denied	%
MAY	119	21	85%	7	0	100%	0	1	0%
JUN	153	24	86%	3	2	60%	1	2	33%
JUL '25	126	30	81%	5	1	83%	0	1	0%

### Other BOPP Actions

	Reparole from revocation	Early Termination		Special parole discharges	Transfer parole approvals
		Discretionary parole	Special parole		
MAY	38	3	2	20	7
JUN	23	1	3	18	4
JUL '25	26	0	3	15	3
JUL '24	39	1	2	16	2

Monthly data sources: CRMVS via CJIS (arrests), JB CSSD (court and probation figures), BOPP and the DOC.

This report produced by the [Criminal Justice Policy & Planning Division Research Unit](#) at:

The Connecticut Office of Policy and Management  
450 Capitol Avenue, Hartford CT, 06106

