

# MONTHLY INDICATORS REPORT

## Summary of Connecticut Criminal Justice System Trends

### Key Metrics

(Percent change from prior month)

#### October Monthly Totals

**Criminal Arrests:**  
 7,902      ↑ (+2.8%)

**Lock-up Arraignments:**  
 2,919      ↑ (+10.3%)

**DOC Admissions:**  
 1,562      ↑ (+7.9%)

**DOC Releases & Discharges:**  
 850        ↑ (+5.1%)

#### November 1 Counts

**DOC Facility:**  
 10,881     ↔ (+0.6%)

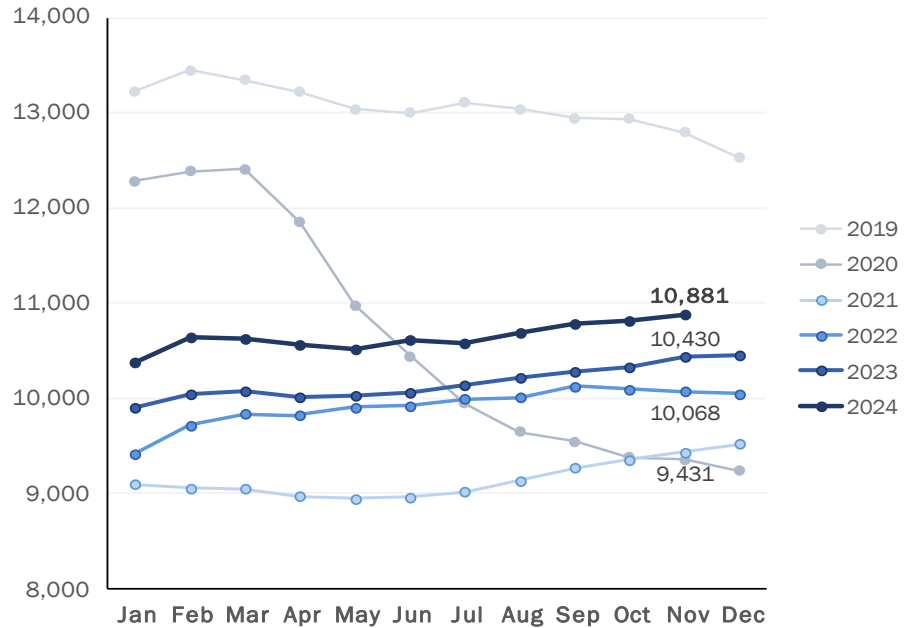
**Pretrial:**  
 3,763      ↑ (+1.1%)

**Sentenced:**  
 6,780      ↔ (+0.1%)

**DOC Community Supervision:**  
 3,029      ↔ (+0.8%)

### First-of-the-Month DOC Facility Population

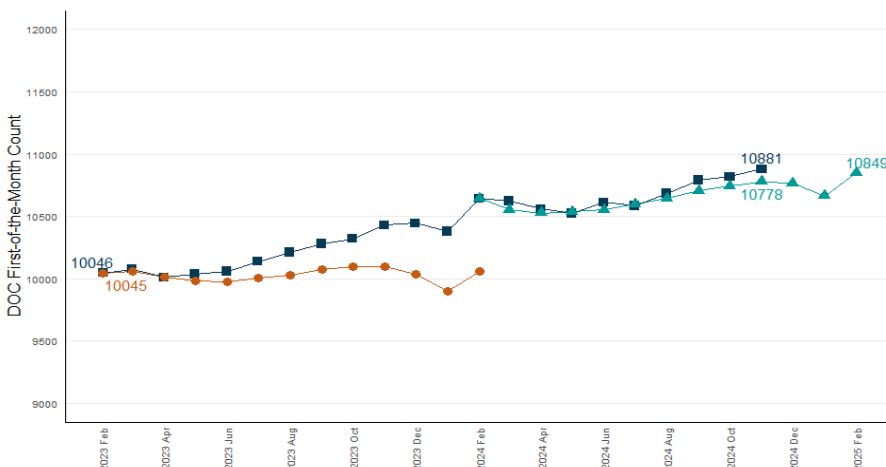
A comparison of up to five years shown by month



Note: To better illustrate changes, the Y-axis does not begin at zero.

### Correction Population Forecast

Forecast period: March 2024 – February 2025



Note: To better illustrate changes, the Y-axis does not begin at zero.

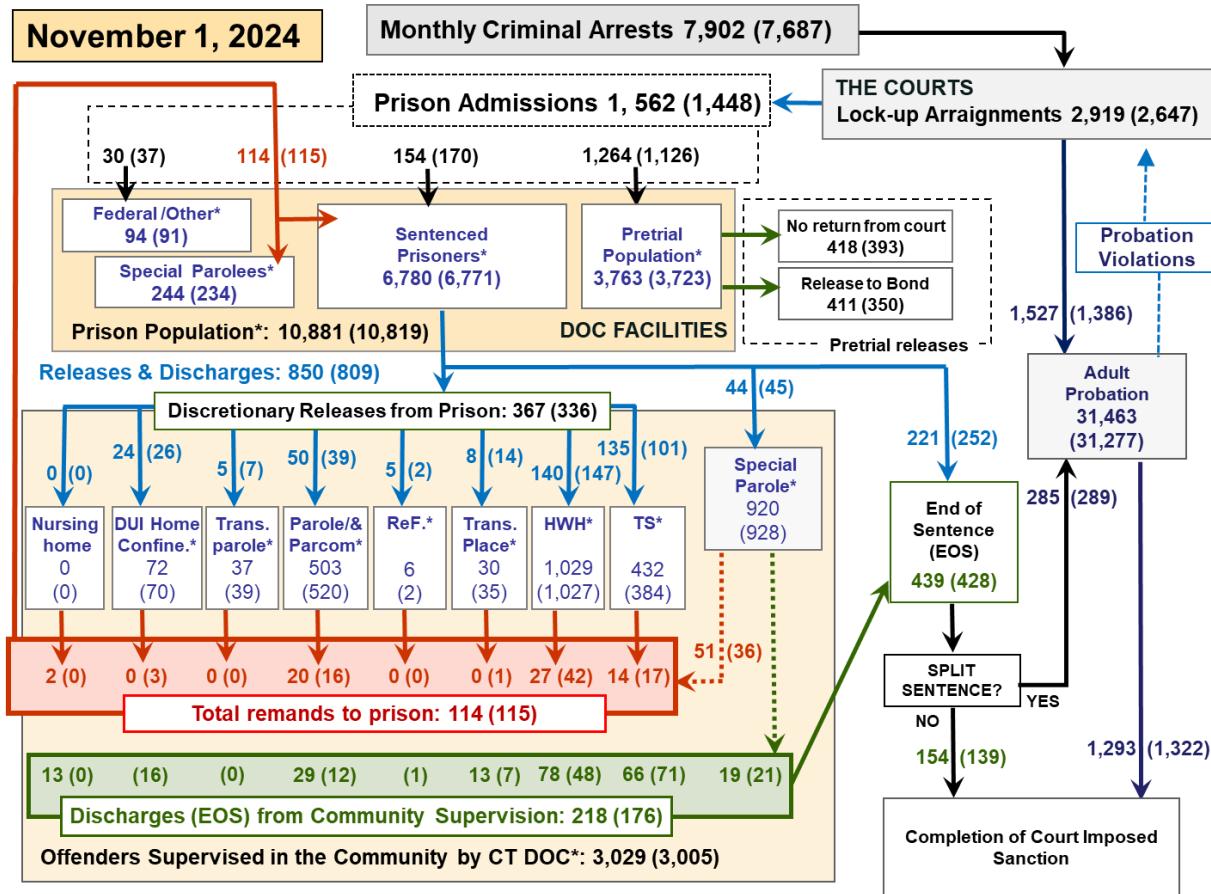
### WEEK OF NOVEMBER 1, 2024

- **OPM Population Estimate:**  
10,778
- **DOC Facility Count:**  

<b>November 1</b>	10,881
<b>First Week Avg.</b>	10,875
- **Difference from OPM Forecast:**
  - First of the Month  
+103      +1.0%
  - First Week Avg.  
+97        +0.9%

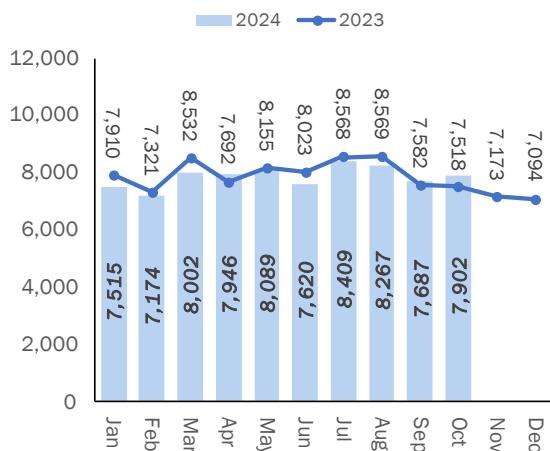


### Criminal Justice System Monthly Counts & Flow Chart



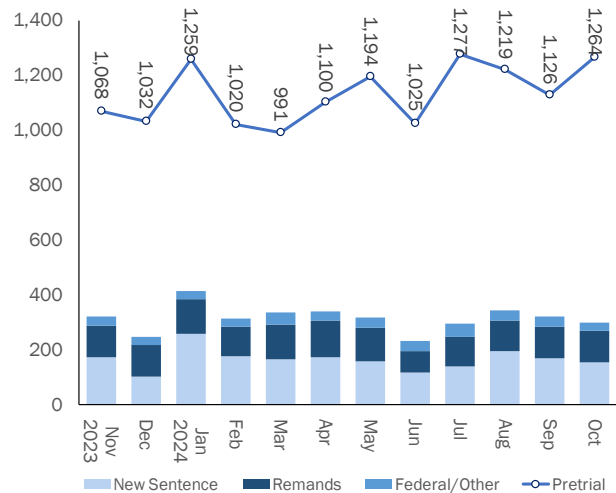
This flowchart contains monthly operations data for October 2024 and daily counts reported on November 1, 2024. Asterisks (\*) indicate the daily count on November 1. Figures from last month are enclosed by parentheses.

#### Statewide Arrests: 2023 & 2024



Note: Data in the chart above show new case starts in the state Criminal Motor Vehicle System (CRMVS).

#### Monthly DOC Admissions: 2023 & 2024

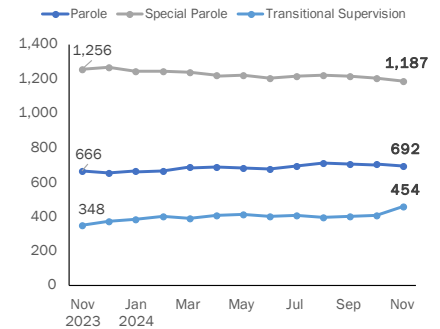


# Department of Correction

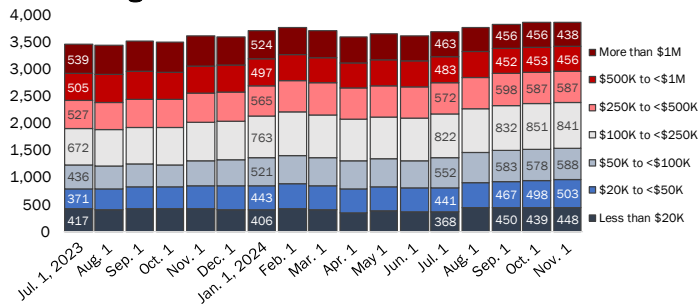
## First-of-the-Month Totals

	2024 Sep. 1	2024 Oct. 1	2024 Nov. 1	2023 Nov. 1	% Change	
					Monthly	Annual
<b>DOC Facilities</b>						
Federal/Other	95	91	94	93	3.3%	1.1%
Sentenced	6,759	6,771	6,780	6,616	0.1%	2.5%
Special Parole	239	234	244	245	4.3%	-0.4%
Pretrial	3,698	3,723	3,763	3,476	1.1%	8.3%
<b>Total</b>	<b>10,791</b>	<b>10,819</b>	<b>10,881</b>	<b>10,430</b>	<b>0.6%</b>	<b>4.3%</b>
<b>DOC Community</b>						
Transfer Parole	34	39	37	27	-5.1%	37.0%
Parole/ Parcom Total	527	520	503	504	-3.3%	-0.2%
Parole	400	395	379	378	-4.1%	0.3%
Parcom @ CT	127	125	124	126	-0.8%	-1.6%
Furlough	4	2	6	5	200.0%	20.0%
Trans Placement	31	35	30	32	-14.3%	-6.3%
DUI/Home confine.	67	70	72	73	2.9%	-1.4%
Halfway House Total	1,024	1,027	1,029	1,003	0.2%	2.6%
Comm Release	528	546	548	519	0.4%	5.6%
Transitional Supervision	27	21	22	12	4.8%	83.3%
Parole	177	182	189	162	3.8%	16.7%
Transfer Parole	4	5	3	11	-40.0%	-72.7%
Special Parole	288	273	267	299	-2.2%	-10.7%
Transitional Supervision	374	384	432	336	12.5%	28.6%
Nursing home	0	0	0	0	-	-
Special Parole	928	928	920	957	-0.9%	-3.9%
<b>Total</b>	<b>2,989</b>	<b>3,005</b>	<b>3,029</b>	<b>2,937</b>	<b>0.8%</b>	<b>3.1%</b>

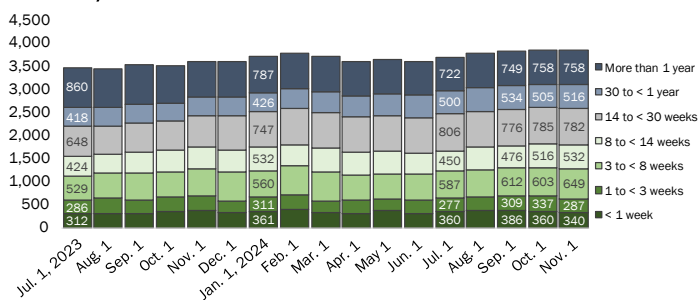
## DOC Community Supervision: First-of-the-Month Totals



## Bond Ranges for Pretrial Detainees



## Pretrial, Weeks Held since Admission



## Judicial Branch Court Support Services Division

### The Jail Reinterview Program

	Pretrial admissions	Offender interviews	Offenders released	Released last year
AUG	1,219	1,119	276	265
SEP	1,126	1,069	256	253
OCT	1,264	1,238	272	252

## Pretrial Bail and Probation Caseload

	Pretrial bail case starts	Client supv. starts	Split sentence starts	Pretrial bail cases*
AUG		1,346	300	
SEP		1,386	289	
OCT '24		1,527	285	
OCT '23	2,661	1,351	275	13,089

\* Reflects open cases as of the first of the month.  
**Ed. Note:** Pretrial bail case starts and cases unavailable at the time of publication and will be updated in the future.



## Department of Correction

### Monthly Totals

	2024	2024	2024	2023	% Change	
	AUG	SEP	OCT	OCT	Monthly	Annual
<b>Admissions</b>						
Federal/Other	36	37	30	49	-18.9%	-38.8%
Remands	113	115	114	136	-0.9%	-16.2%
DUI	4	3	2	0	-33.3%	-
Transfer Parole	0	0	0	0	-	-
Parole	13	16	20	11	25.0%	81.8%
Trans Plac/Furlough	2	1	0	1	-100.0%	-100.0%
Halfway House	37	42	27	61	-35.7%	-55.7%
Transitional Supervision	18	17	14	20	-17.6%	-30.0%
Special Parole	39	36	51	43	41.7%	18.6%
New Sentence	194	170	154	177	-9.4%	-13.0%
Violation of Parole	48	51	52	48	2.0%	8.3%
Pretrial	1,219	1,126	1,264	1,161	12.3%	8.9%
<b>Total</b>	<b>1,562</b>	<b>1,448</b>	<b>1,562</b>	<b>1,523</b>	<b>7.9%</b>	<b>2.6%</b>
<b>Releases and discharges</b>						
Transfer Parole	4	7	5	3	-28.6%	66.7%
Parole	43	39	50	39	28.2%	28.2%
Furlough	3	2	5	4	150.0%	25.0%
Trans. Placement	20	14	8	9	-42.9%	-11.1%
Home Confinement DUI	25	26	24	19	-7.7%	26.3%
Halfway House	135	147	140	151	-4.8%	-7.3%
Transitional Supervision	105	101	135	102	33.7%	32.4%
Special Parole	53	45	44	55	-2.2%	-20.0%
Nursing home	0	0	0	0	-	-
End of Sentence	456	428	439	410	2.6%	7.1%
<b>Total</b>	<b>844</b>	<b>809</b>	<b>850</b>	<b>792</b>	<b>5.1%</b>	<b>7.3%</b>
<b>Pretrial Releases*</b>						
From Court	397	393	418	398	6.4%	5.0%
Release to Bond	416	350	411	360	17.4%	14.2%

\* Totals reflect events, not individual offenders

### Pretrial Admissions, New to DOC:

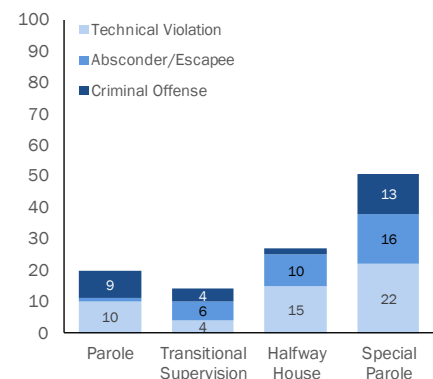
	AUG 2024	SEP 2024	OCT 2024	OCT 2023
Arraignments	2,793	2,647	2,919	2,757
Pretrial Admits	1,219	1,126	1,264	1,161
New to DOC	303	284	323	315
% New	25%	25%	26%	27%

## DOC Community Release

### Case Reviews and Release Metrics

	Cases reviewed	Approved	Denied	Continued	Approval rate
AUG	520	265	25	125	51%
SEP	502	246	35	106	49%
OCT '24	605	326	53	120	54%
OCT '23	565	284	33	150	50%

### Remands from Community Release



## Board of Pardons and Paroles

### Parole Hearings

	Parole hearings	Paroles granted	Grant rate	Granted: prior year	Granted: two years prior
AUG	78	34	44%	40	50
SEP	82	46	56%	46	27
OCT	84	34	40%	50	67

### Pardon Decisions

	Absolute Pardon			Cert. of Employability			Commutations		
	Granted	Denied	%	Granted	Denied	%	Granted	Denied	%
AUG	100	13	88%	7	0	100%	0	0	0%
SEP	118	6	95%	4	0	100%	0	1	0%
OCT '24	110	6	95%	6	0	100%	0	0	0%

### Other BOPP Actions

	Reparole from revocation	Early Termination		Special parole discharges	Transfer parole approvals
		Discretionary parole	Special parole		
AUG	41	1	1	15	10
SEP	30	1	6	7	6
OCT '24	36	5	3	16	5
OCT '23	38	3	1	12	4

Monthly data sources: CRMVS via CJIS (arrests), JB CSSD (court and probation figures), BOPP and the DOC.

This report produced by the [Criminal Justice Policy & Planning Division Research Unit](#) at:

The Connecticut Office of Policy and Management  
450 Capitol Avenue, Hartford CT, 06106

