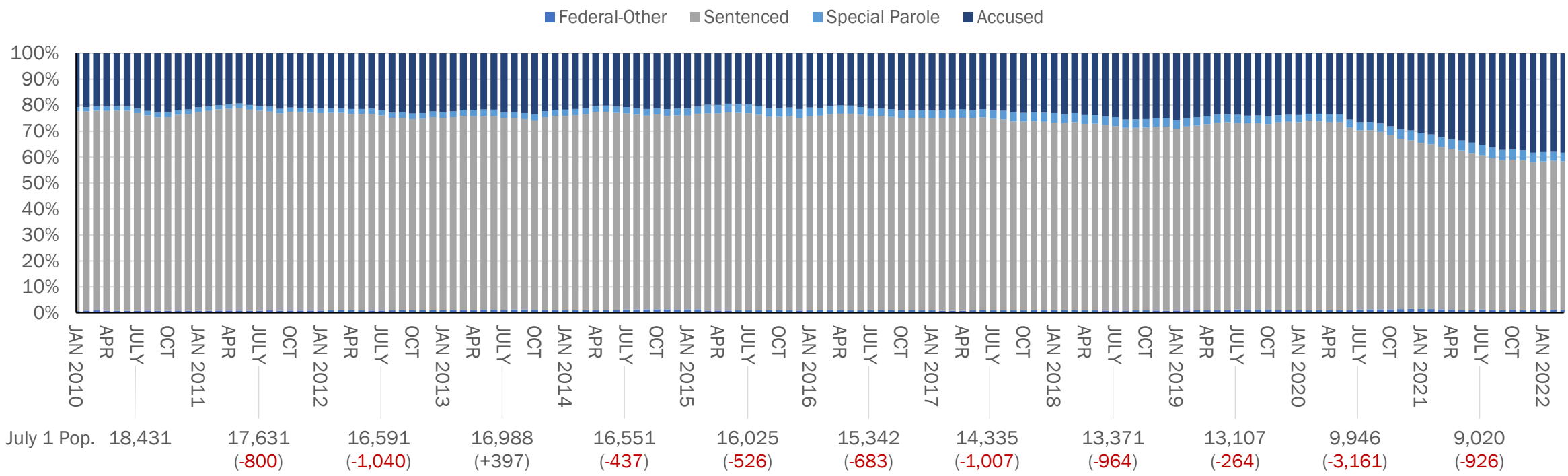


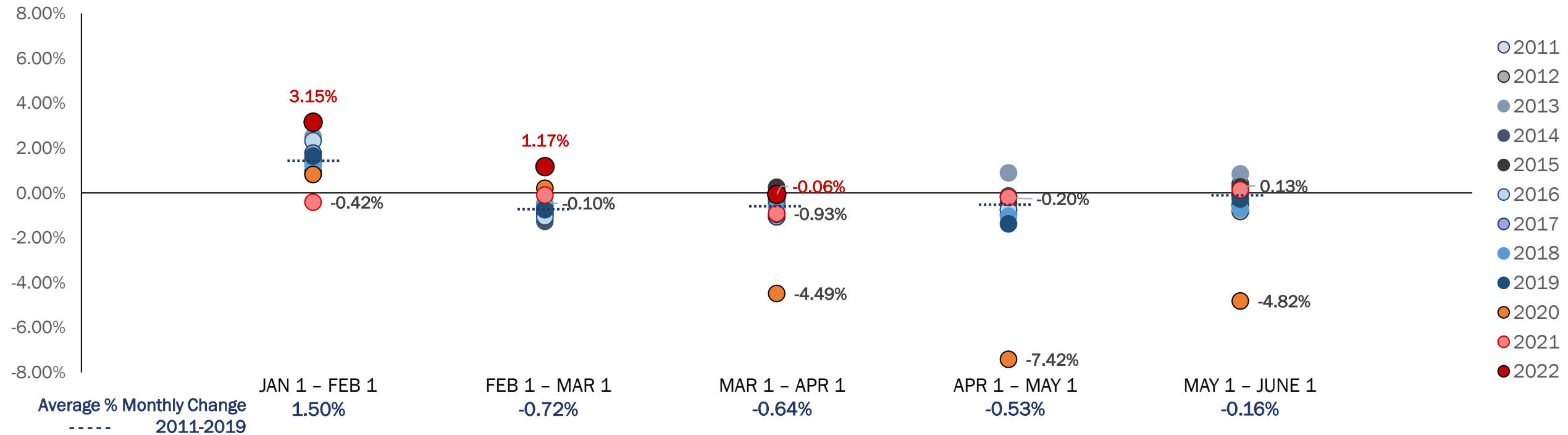
MARCH SPOTLIGHT:

KEY CORRECTIONAL POPULATION TYPES OVER TIME



- In recent “Spotlight” sections of editions of the *Monthly Indicators Report*, OPM examined changes to the pretrial population held in DOC facilities. By 2021, a greater number of those held pretrial had bond amounts above \$100,000. The number spending 30 weeks or more in the DOC since admission increased 88% from July 1, 2017 to July 1, 2021.
- This March, OPM reviewed the composition of the correctional population over time. From 2010 to 2019, there was consistency among the proportions of the sentenced population (nearly 75% of the facility population) and those held pretrial each month (between 20-25%).
- After the 2020 onset COVID-19 pandemic, however, the pretrial population has increased its share of the DOC facility population, even as the correctional population overall dropped much below pre-pandemic counts.

APRIL SPOTLIGHT: CORRECTIONAL POPULATION CHANGES IN SPRING

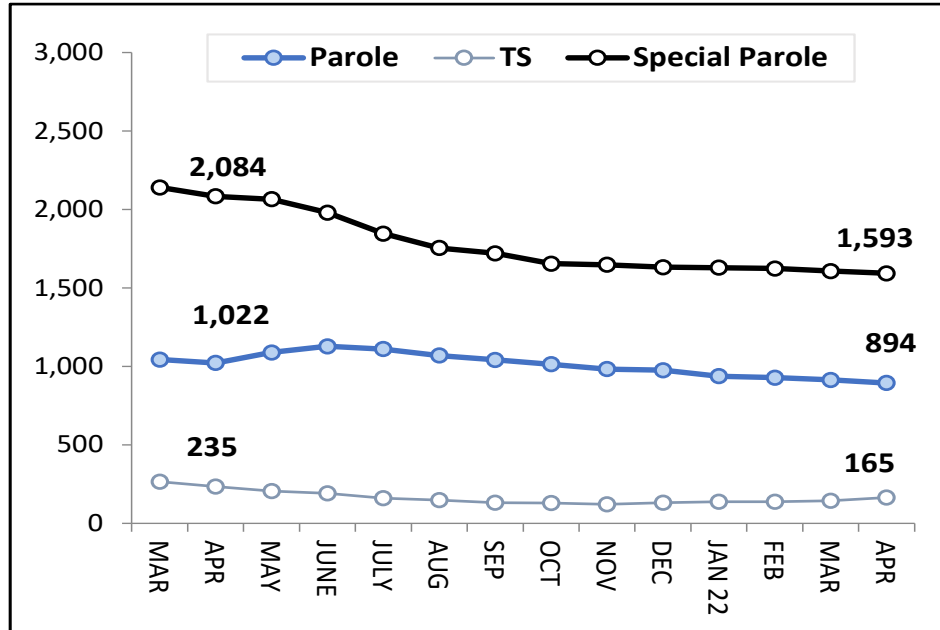


- Historically, the correction population increases in January then declines modestly through spring. Between 2011 and 2019, the percentage changes observed each spring month have been largely consistent.
- With the onset of the pandemic, the population changes observed in the months since have often exceeded historic ranges, most notably:
 - 2020 Spring declines (gold dots),
 - 2021's January decline (pink dot), and
 - Increases from Jan. 1 to Mar. 1 2022 (red dots).

ADDITIONAL *MONTHLY INDICATORS* HIGHLIGHT SUPERVISED POPULATION CHANGES

DOC Community Supervision

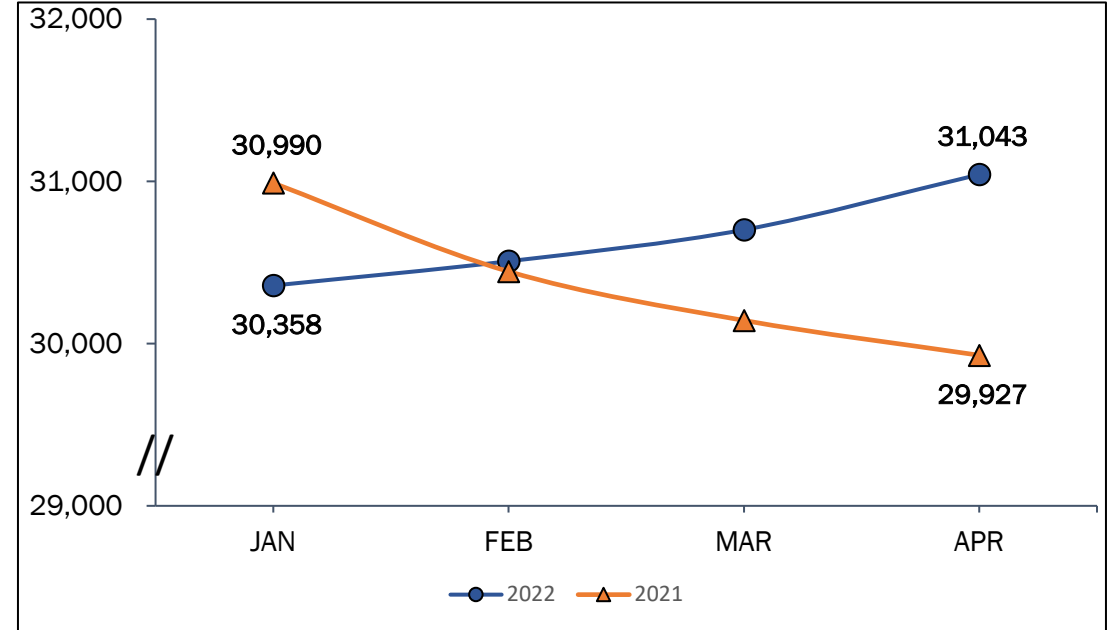
March 1, 2021 to April 1, 2022



- The DOC Community Supervision population waned over the past year.
 - Much of the reduction stems from declines in the Special Parole population, which is down 24% from April 1, 2021.
 - Compared to a year prior, 128 fewer people were on parole as of April 1, 2022.

Adult Probation (Average Daily Client Total)

January to April, 2021 & 2022



- Adult probation has seen increases following a July 2021 low (an average of 29,542 clients).
 - The probation population reached 30,358 average clients in January 2022, and increased 2.3% as of April 2022.
- The chart highlights the difference in trends between 2021 and 2022 from January to April.
 - In 2021, adult probation declined 3.4% during these months.