
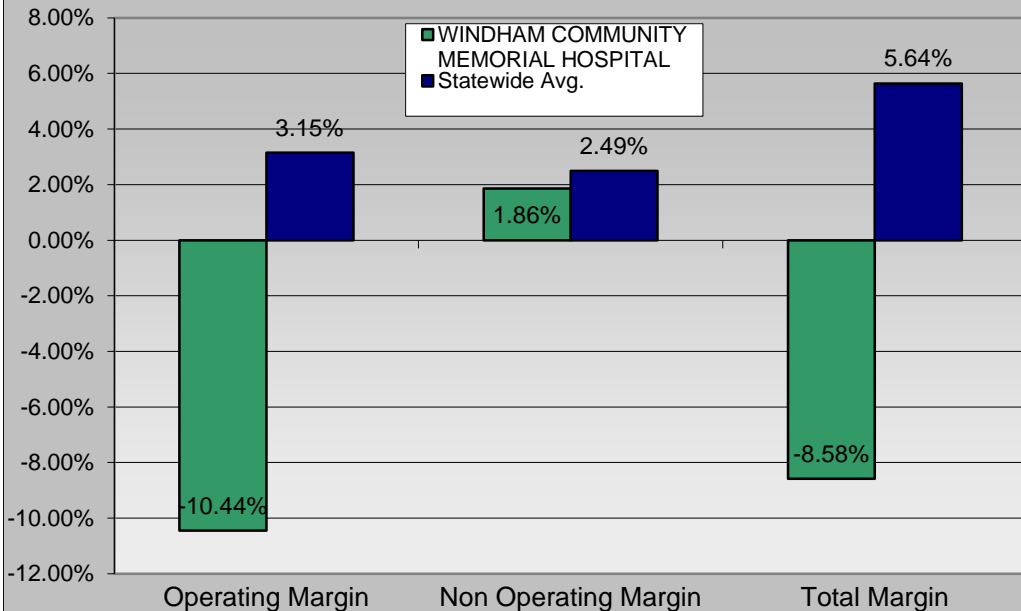


WINDHAM COMMUNITY MEMORIAL HOSPITAL Gross Revenues, FY 2013



Inpatient Revenue	\$	68,069,833
Outpatient Revenue	\$	137,339,552
Total Gross Revenue	\$	205,409,385

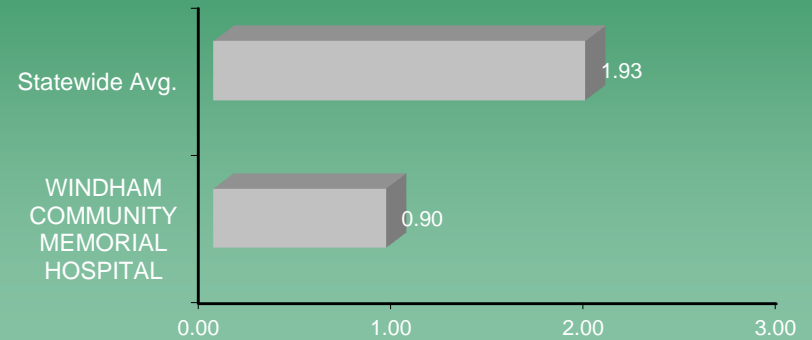
WINDHAM COMMUNITY MEMORIAL HOSPITAL Margins, FY 2013



Source: Department of Public Health, Office of Health Care Access, Hospital Reporting System

Utilization Measures	FY 2013	
	WINDHAM COMMUNITY MEMORIAL HOSPITAL	Statewide Avg.
Discharges	4,137	412,632
Patient Days	17,355	2,067,235
Avg Length of Stay	4.2	5.0
Staffed Beds	87	7,067
Occupancy of Staffed Beds	54.7%	80.1%
Average Daily Census	48	5,664
Total Case Mix Index	1.20	1.35

Current Ratio FY 2013



Debt Service Coverage Ratio FY 2013

