


SAINT FRANCIS HOSPITAL AND MEDICAL CENTER

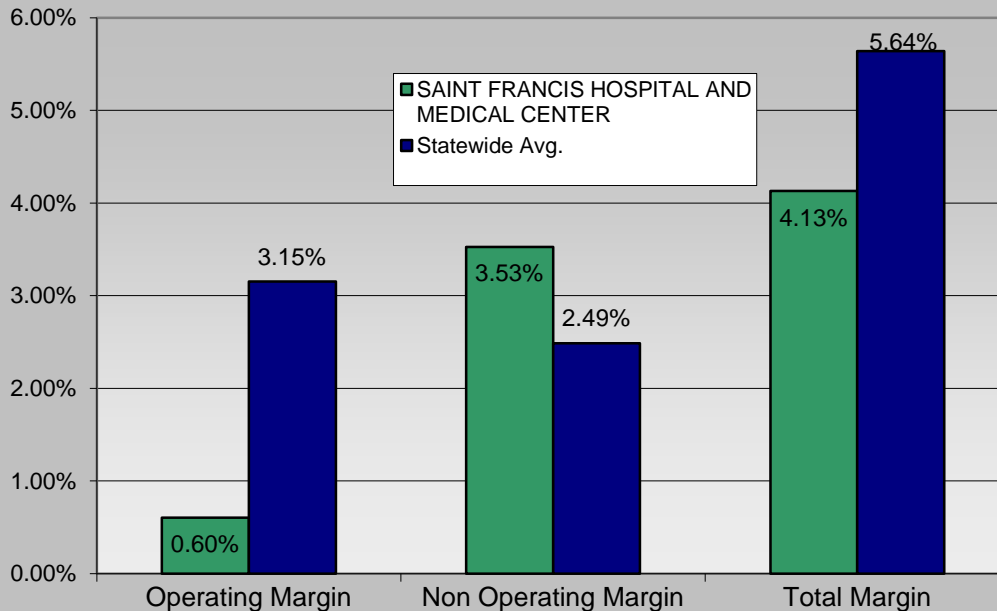
Gross Revenues, FY 2013



Inpatient Revenue	\$	1,101,981,674
Outpatient Revenue	\$	828,975,422
Total Gross Revenue	\$	1,930,957,096

SAINT FRANCIS HOSPITAL AND MEDICAL CENTER

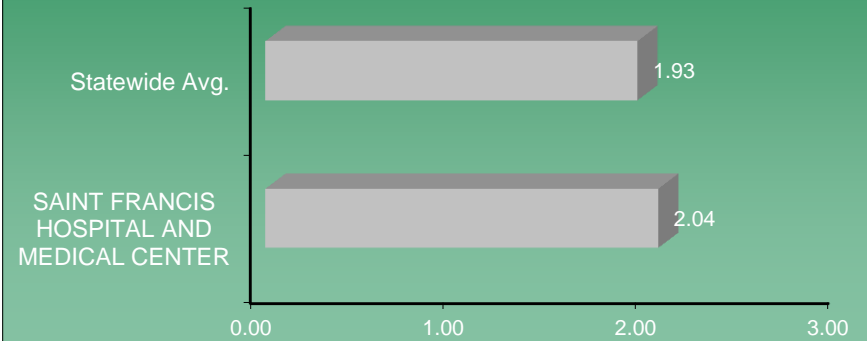
Margins, FY 2013



Source: Department of Public Health, Office of Health Care Access, Hospital Reporting System

Utilization Measures	FY 2013	
	SAINT FRANCIS HOSPITAL AND MEDICAL CENTER	Statewide Avg.
Discharges	32,366	412,632
Patient Days	159,375	2,067,235
Avg Length of Stay	4.9	5.0
Staffed Beds	595	7,067
Occupancy of Staffed Beds	73.4%	80.1%
Average Daily Census	437	5,664
Total Case Mix Index	1.48	1.35

Current Ratio FY 2013



Debt Service Coverage Ratio FY 2013

