
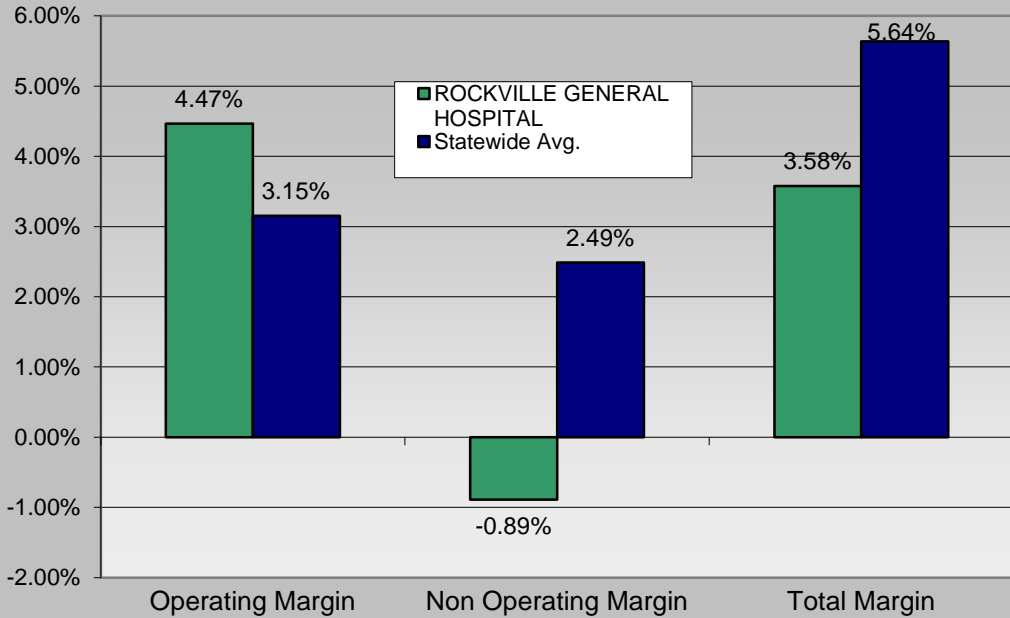


## ROCKVILLE GENERAL HOSPITAL Gross Revenues, FY 2013



Inpatient Revenue	\$	79,250,360
Outpatient Revenue	\$	143,414,268
Total Gross Revenue	\$	222,664,628

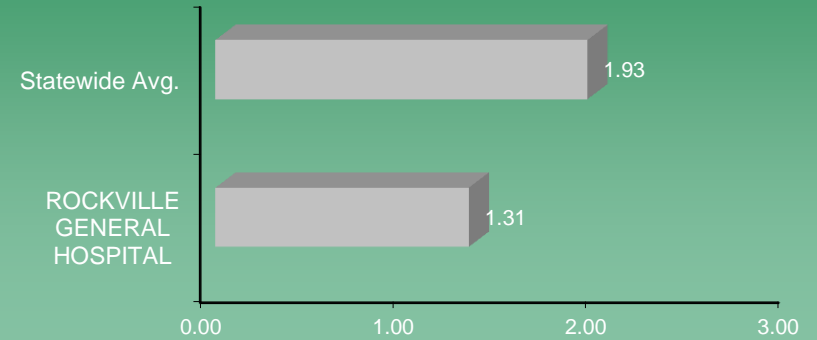
## ROCKVILLE GENERAL HOSPITAL Margins, FY 2013



Source: Department of Public Health, Office of Health Care Access, Hospital Reporting System

Utilization Measures	FY 2013	
	ROCKVILLE GENERAL HOSPITAL	Statewide Avg.
Discharges	2,567	412,632
Patient Days	12,325	2,067,235
Avg Length of Stay	4.8	5.0
Staffed Beds	47	7,067
Occupancy of Staffed Beds	71.8%	80.1%
Average Daily Census	34	5,664
Total Case Mix Index	1.57	1.35

## Current Ratio FY 2013



## Debt Service Coverage Ratio FY 2013

