
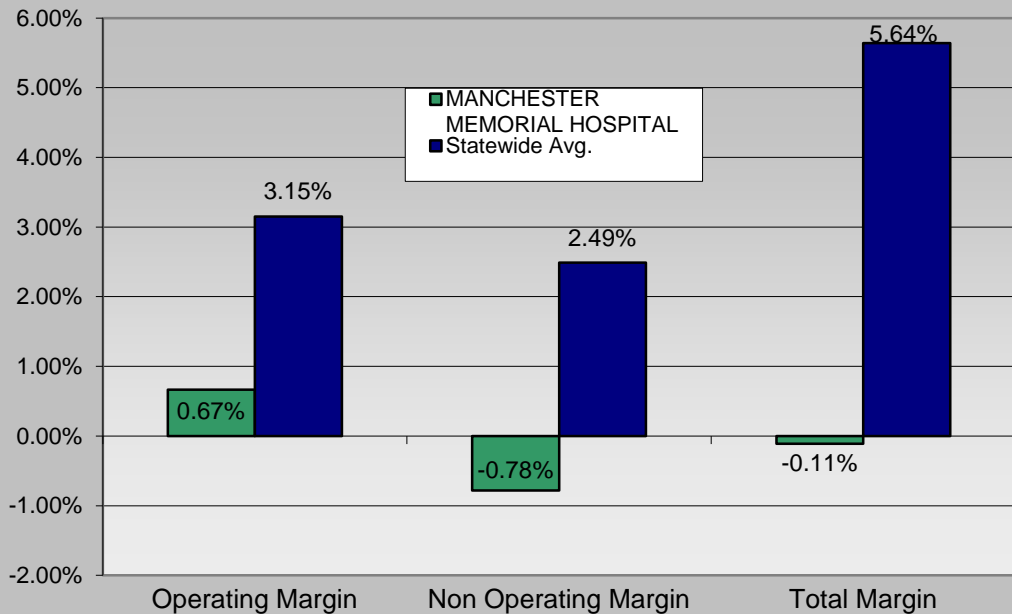


## MANCHESTER MEMORIAL HOSPITAL Gross Revenues, FY 2013



Inpatient Revenue	\$	225,513,088
Outpatient Revenue	\$	337,511,329
Total Gross Revenue	\$	563,024,417

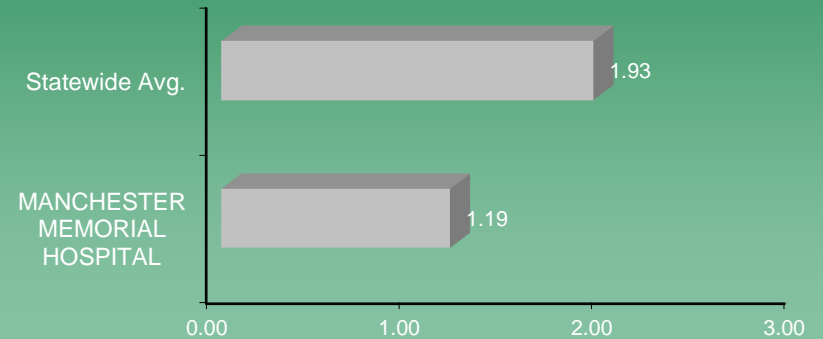
## MANCHESTER MEMORIAL HOSPITAL Margins, FY 2013



Source: Department of Public Health, Office of Health Care Access, Hospital Reporting System

Utilization Measures	FY 2013	
	MANCHESTER MEMORIAL HOSPITAL	Statewide Avg.
Discharges	9,342	412,632
Patient Days	46,662	2,067,235
Avg Length of Stay	5.0	5.0
Staffed Beds	171	7,067
Occupancy of Staffed Beds	74.8%	80.1%
Average Daily Census	128	5,664
Total Case Mix Index	1.19	1.35

## Current Ratio FY 2013



## Debt Service Coverage Ratio FY 2013

