
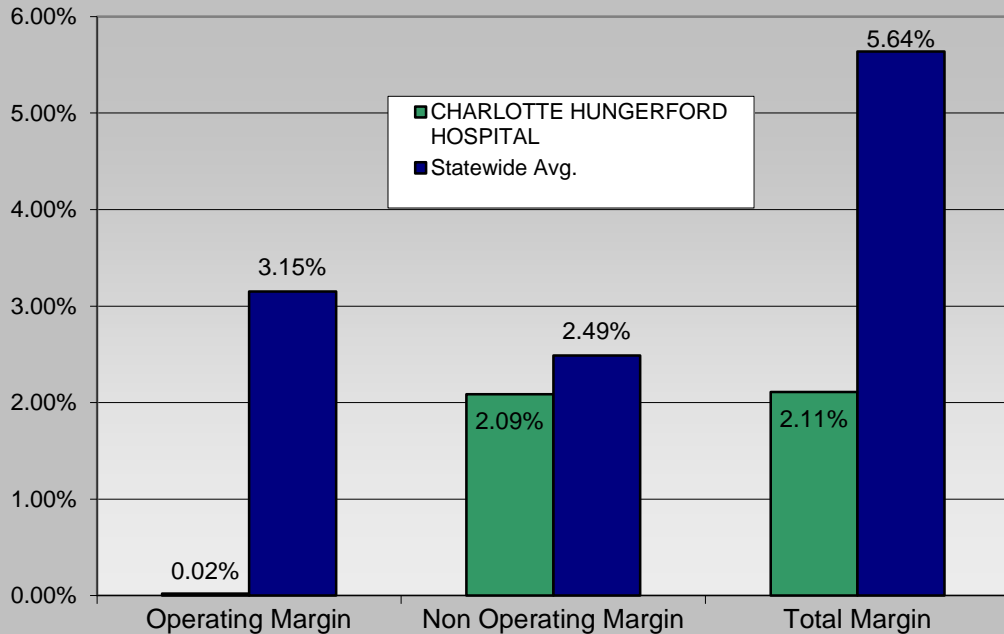


CHARLOTTE HUNGERFORD HOSPITAL Gross Revenues, FY 2013



Inpatient Revenue	\$	101,429,210
Outpatient Revenue	\$	158,509,361
Total Gross Revenue	\$	259,938,571

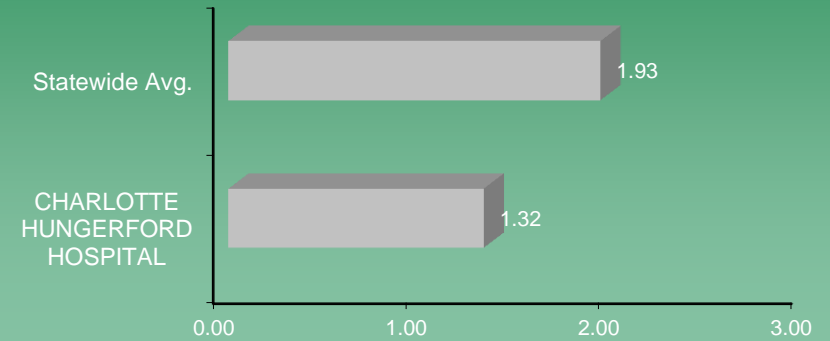
CHARLOTTE HUNGERFORD HOSPITAL Margins, FY 2013



Source: Department of Public Health, Office of Health Care Access, Hospital Reporting System

Utilization Measures	FY 2013	
	CHARLOTTE HUNGERFORD HOSPITAL	Statewide Avg.
Discharges	6,533	412,632
Patient Days	26,574	2,067,235
Avg Length of Stay	4.1	5.0
Staffed Beds	77	7,067
Occupancy of Staffed Beds	94.6%	80.1%
Average Daily Census	73	5,664
Total Case Mix Index	1.27	1.35

Current Ratio FY 2013



Debt Service Coverage Ratio FY 2013

