
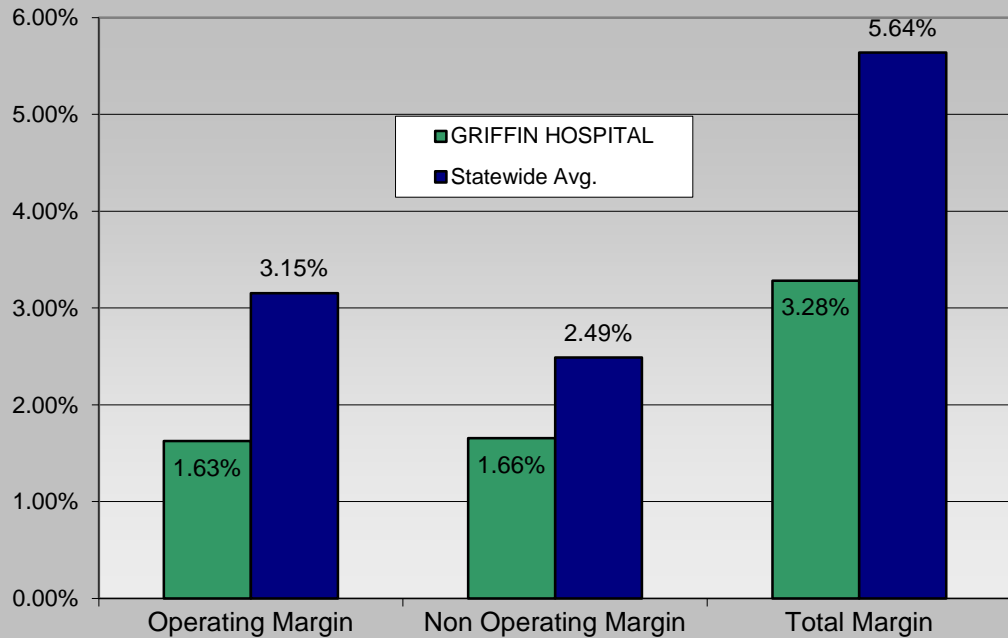


GRIFFIN HOSPITAL Gross Revenues, FY 2013



Inpatient Revenue	\$	197,406,204
Outpatient Revenue	\$	246,290,887
Total Gross Revenue	\$	443,697,091

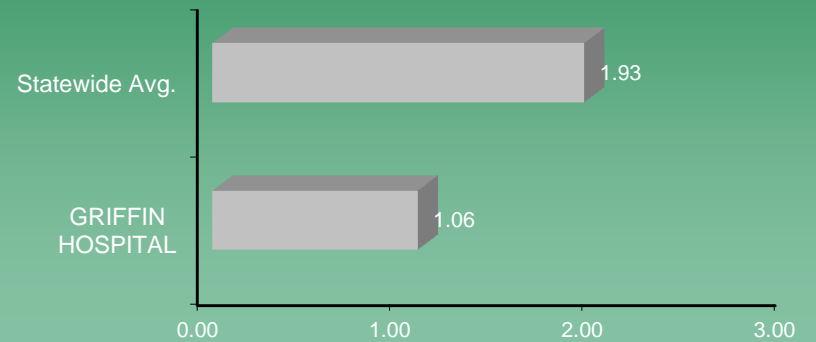
GRIFFIN HOSPITAL Margins, FY 2013



Source: Department of Public Health, Office of Health Care Access, Hospital Reporting System

Utilization Measures	FY 2013	
	GRIFFIN HOSPITAL	Statewide Avg.
Discharges	7,176	412,632
Patient Days	31,271	2,067,235
Avg Length of Stay	4.4	5.0
Staffed Beds	88	7,067
Occupancy of Staffed Beds	97.4%	80.1%
Average Daily Census	86	5,664
Total Case Mix Index	1.14	1.35

Current Ratio FY 2013



Debt Service Coverage Ratio FY 2013

