
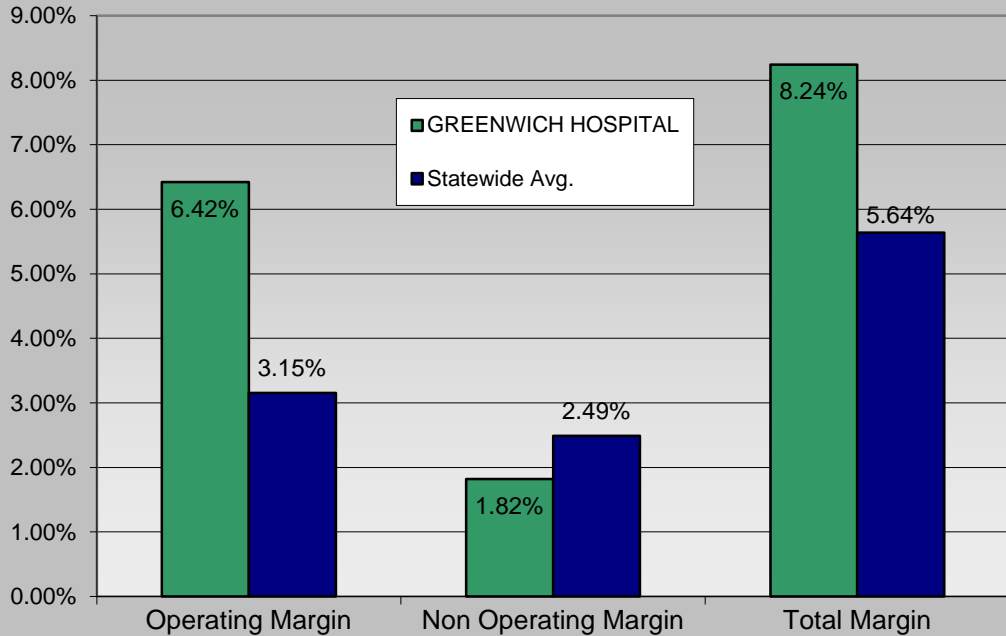


GREENWICH HOSPITAL Gross Revenues, FY 2013



Inpatient Revenue	\$	434,620,880
Outpatient Revenue	\$	646,521,658
Total Gross Revenue	\$	1,081,142,538

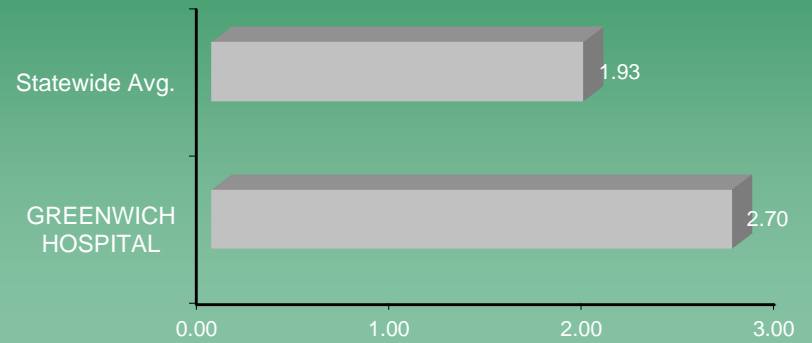
GREENWICH HOSPITAL Margins, FY 2013



Source: Department of Public Health, Office of Health Care Access, Hospital Reporting System

Utilization Measures	FY 2013	
	GREENWICH HOSPITAL	Statewide Avg.
Discharges	12,439	412,632
Patient Days	51,964	2,067,235
Avg Length of Stay	4.2	5.0
Staffed Beds	206	7,067
Occupancy of Staffed Beds	69.1%	80.1%
Average Daily Census	142	5,664
Total Case Mix Index	1.11	1.35

Current Ratio FY 2013



Debt Service Coverage Ratio FY 2013

