
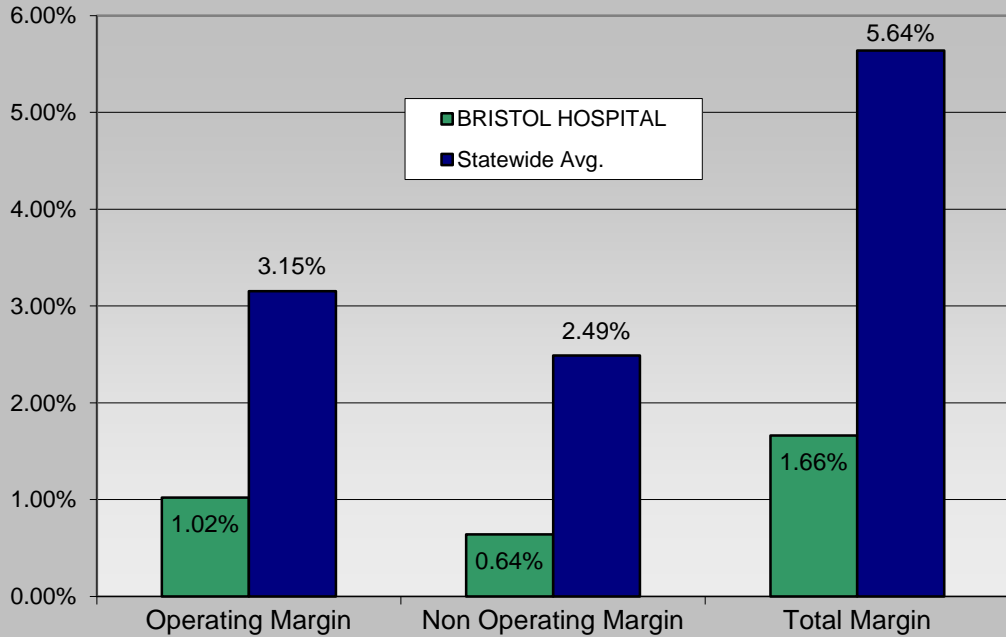


BRISTOL HOSPITAL Gross Revenues, FY 2013



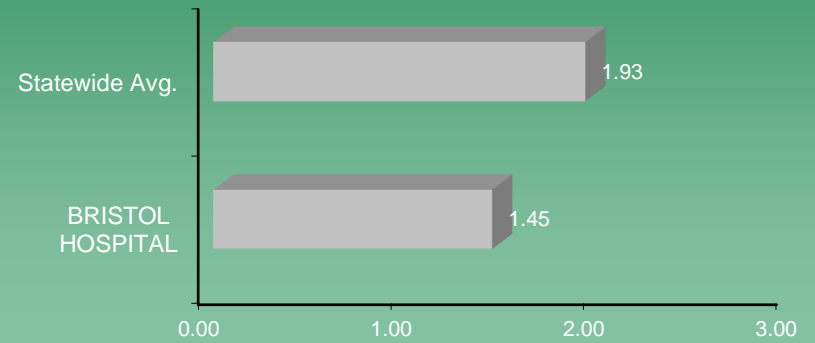
Inpatient Revenue	\$	161,442,217
Outpatient Revenue	\$	266,262,398
Total Gross Revenue	\$	427,704,615

BRISTOL HOSPITAL Margins, FY 2013



Utilization Measures	FY 2013	
	BRISTOL HOSPITAL	Statewide Avg.
Discharges	7,448	412,632
Patient Days	29,710	2,067,235
Avg Length of Stay	4.0	5.0
Staffed Beds	115	7,067
Occupancy of Staffed Beds	70.8%	80.1%
Average Daily Census	81	5,664
Total Case Mix Index	1.12	1.35

Current Ratio FY 2013



Debt Service Coverage Ratio FY 2013

