
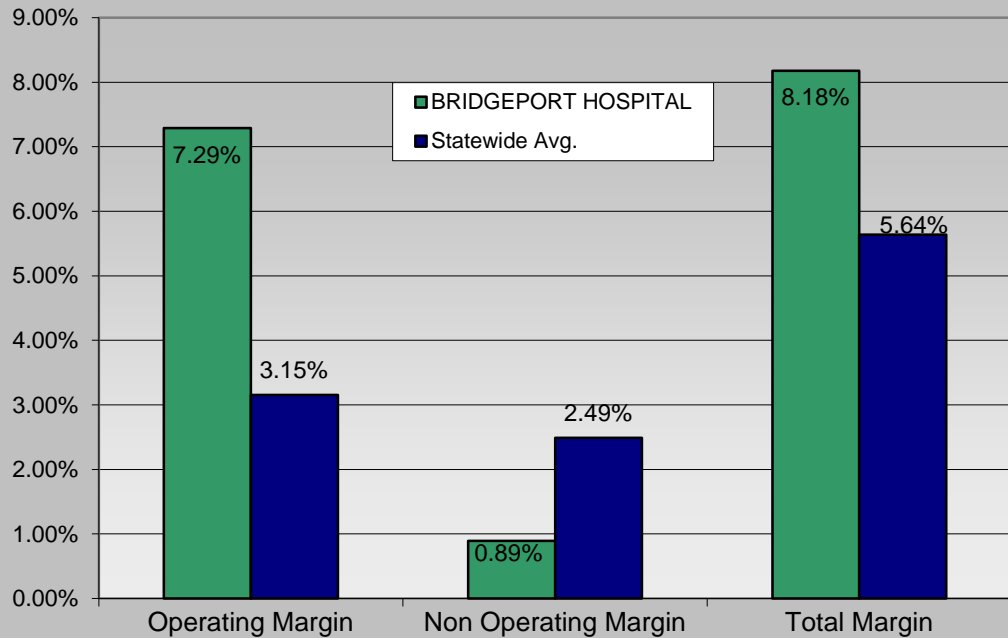


BRIDGEPORT HOSPITAL Gross Revenues, FY 2013



Inpatient Revenue	\$	790,434,049
Outpatient Revenue	\$	722,085,518
Total Gross Revenue	\$	1,512,519,567

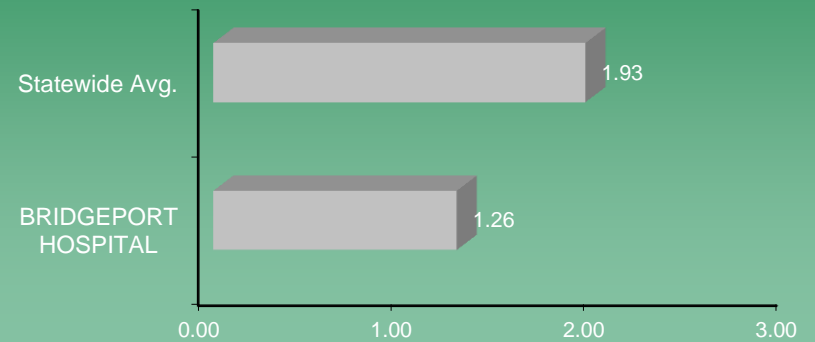
BRIDGEPORT HOSPITAL Margins, FY 2013



Source: Department of Public Health, Office of Health Care Access, Hospital Reporting System

Utilization Measures	FY 2013	
	BRIDGEPORT HOSPITAL	Statewide Avg.
Discharges	18,453	412,632
Patient Days	97,440	2,067,235
Avg Length of Stay	5.3	5.0
Staffed Beds	271	7,067
Occupancy of Staffed Beds	98.5%	80.1%
Average Daily Census	267	5,664
Total Case Mix Index	1.31	1.35

Current Ratio FY 2013



Debt Service Coverage Ratio FY 2013

