


HOSPITAL OF CENTRAL CONNECTICUT

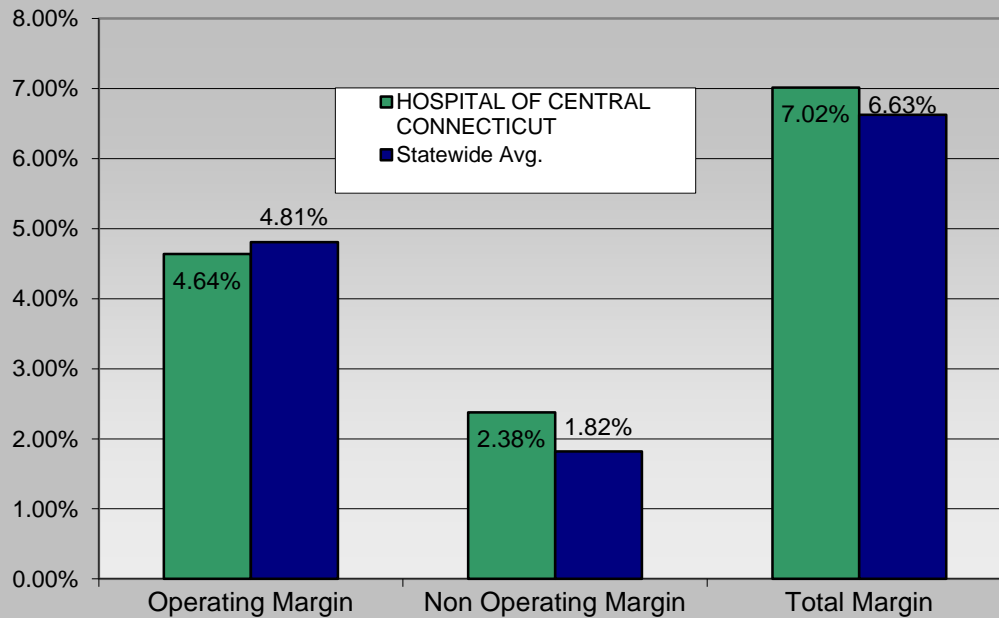
Gross Revenues, FY 2012



Inpatient Revenue	\$	411,477,153
Outpatient Revenue	\$	449,270,966
Total Gross Revenue	\$	860,748,119

HOSPITAL OF CENTRAL CONNECTICUT

Margins, FY 2012



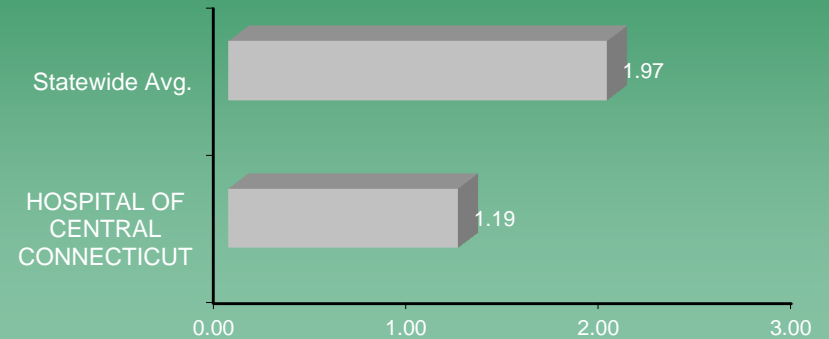
Source: Department of Public Health, Office of Health Care Access, Hospital Reporting System

FY 2012

Utilization Measures

	HOSPITAL OF CENTRAL CONNECTICUT	Statewide Avg.
Discharges	18,252	418,068
Patient Days	76,771	2,034,351
Avg Length of Stay	4.2	4.9
Staffed Beds	356	6,875
Occupancy of Staffed Beds	59.1%	81.1%
Average Daily Census	210	5,574
Total Case Mix Index	1.20	1.32

Current Ratio FY 2012



Debt Service Coverage Ratio FY 2012

