
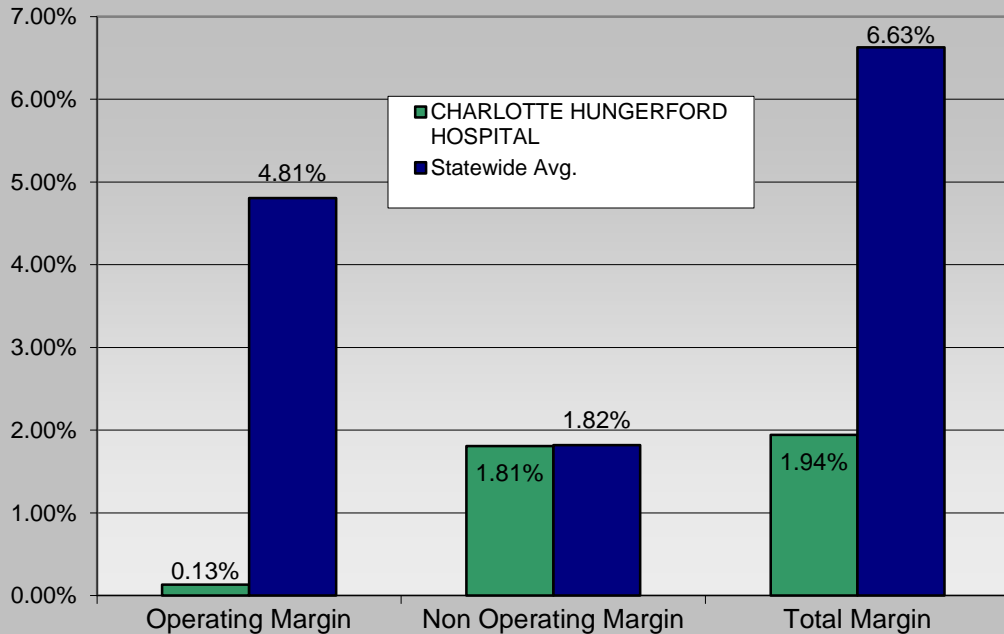


## CHARLOTTE HUNGERFORD HOSPITAL Gross Revenues, FY 2012



Inpatient Revenue	\$	89,321,803
Outpatient Revenue	\$	147,747,616
Total Gross Revenue	\$	237,069,419

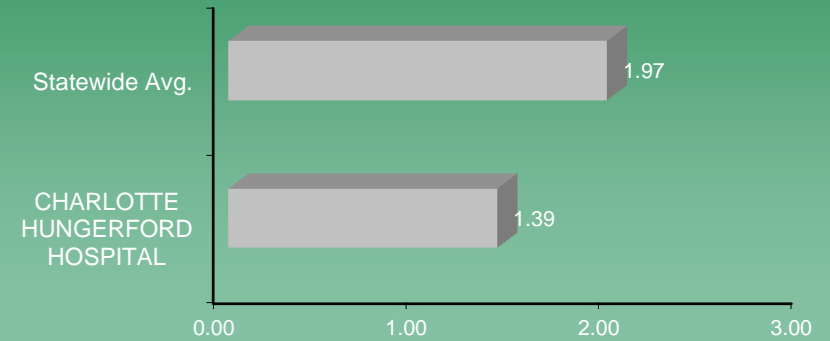
## CHARLOTTE HUNGERFORD HOSPITAL Margins, FY 2012



Source: Department of Public Health, Office of Health Care Access, Hospital Reporting System

Utilization Measures	FY 2012	
	CHARLOTTE HUNGERFORD HOSPITAL	Statewide Avg.
Discharges	6,338	418,068
Patient Days	25,249	2,034,351
Avg Length of Stay	4.0	4.9
Staffed Beds	75	6,875
Occupancy of Staffed Beds	92.2%	81.1%
Average Daily Census	69	5,574
Total Case Mix Index	1.24	1.32

## Current Ratio FY 2012



## Debt Service Coverage Ratio FY 2012

