
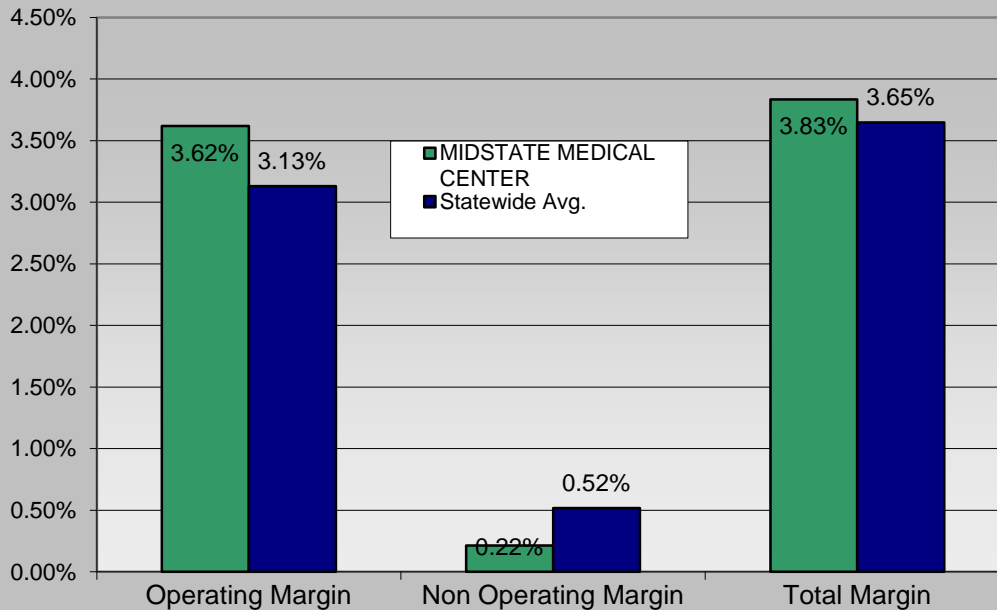


## MIDSTATE MEDICAL CENTER Gross Revenues FY 2011



Inpatient Revenue	\$	204,208,669
Outpatient Revenue	\$	219,207,273
Total Gross Revenue	\$	423,415,942

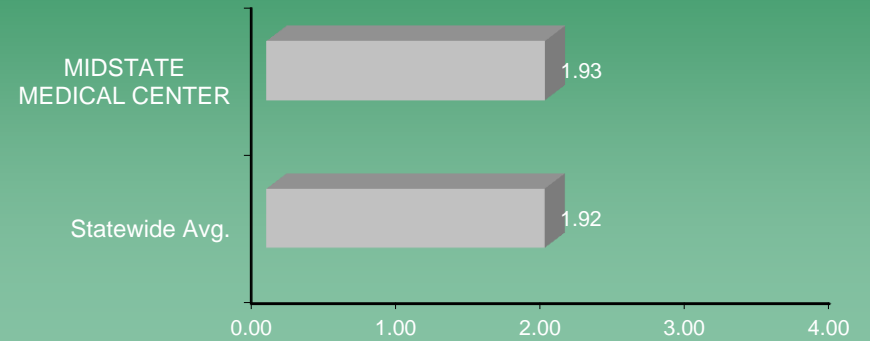
## MIDSTATE MEDICAL CENTER Margins FY 2011



Source: Department of Public Health, Office of Health Care Access, Hospital Reporting System

Utilization Measures	FY 2011	
	MIDSTATE MEDICAL CENTER	STATEWIDE
Discharges	10,235	426,388
Patient Days	44,604	2,077,013
Avg Length of Stay	4.4	4.9
Staffed Beds	144	6,915
Occupancy of Staffed Beds	84.9%	82.3%
Average Daily Census	122	5,690
Total Case Mix Index	1.18	1.32

## Current Ratio FY 2011



## Debt Service Coverage Ratio FY 2011

