


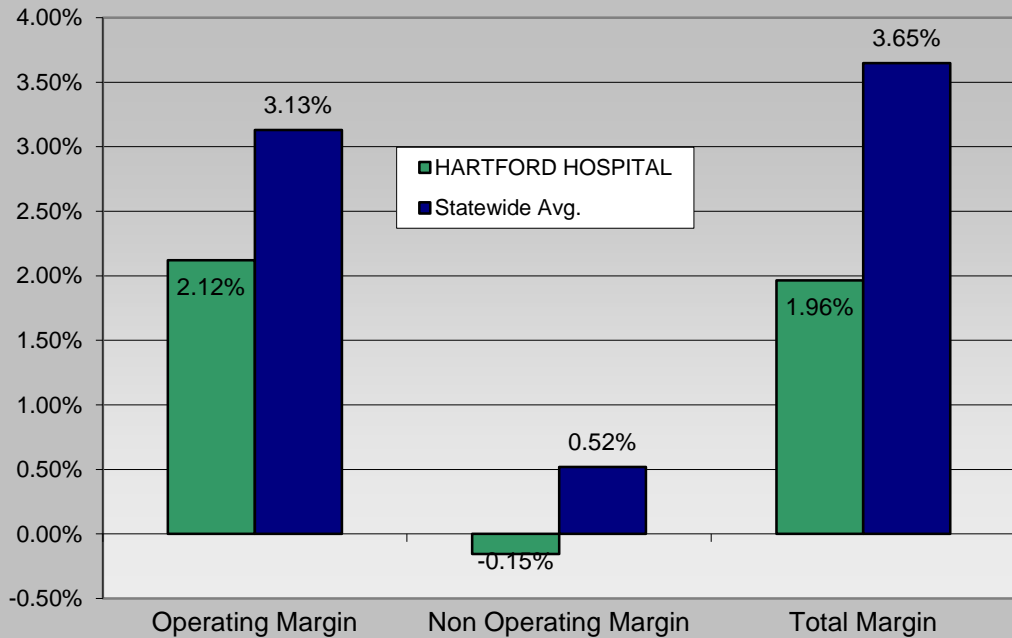
## HARTFORD HOSPITAL Gross Revenues FY 2011

Outpatient  
Revenue  
33%



Inpatient Revenue	\$	1,378,020,729
Outpatient Revenue	\$	671,298,555
Total Gross Revenue	\$	2,049,319,284

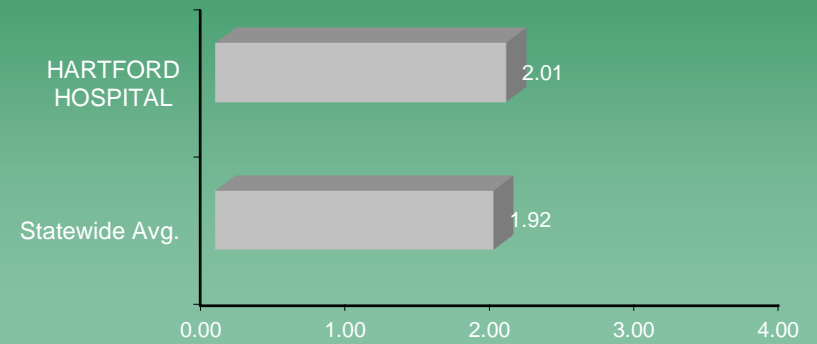
## HARTFORD HOSPITAL Margins FY 2011



Source: Department of Public Health, Office of Health Care Access, Hospital Reporting System

Utilization Measures	FY 2011	
	HARTFORD HOSPITAL	STATEWIDE
Discharges	40,674	426,388
Patient Days	223,555	2,077,013
Avg Length of Stay	5.5	4.9
Staffed Beds	640	6,915
Occupancy of Staffed Beds	95.7%	82.3%
Average Daily Census	612	5,690
Total Case Mix Index	1.54	1.32

## Current Ratio FY 2011



## Debt Service Coverage Ratio FY 2011

