


DANBURY HOSPITAL Gross Revenues

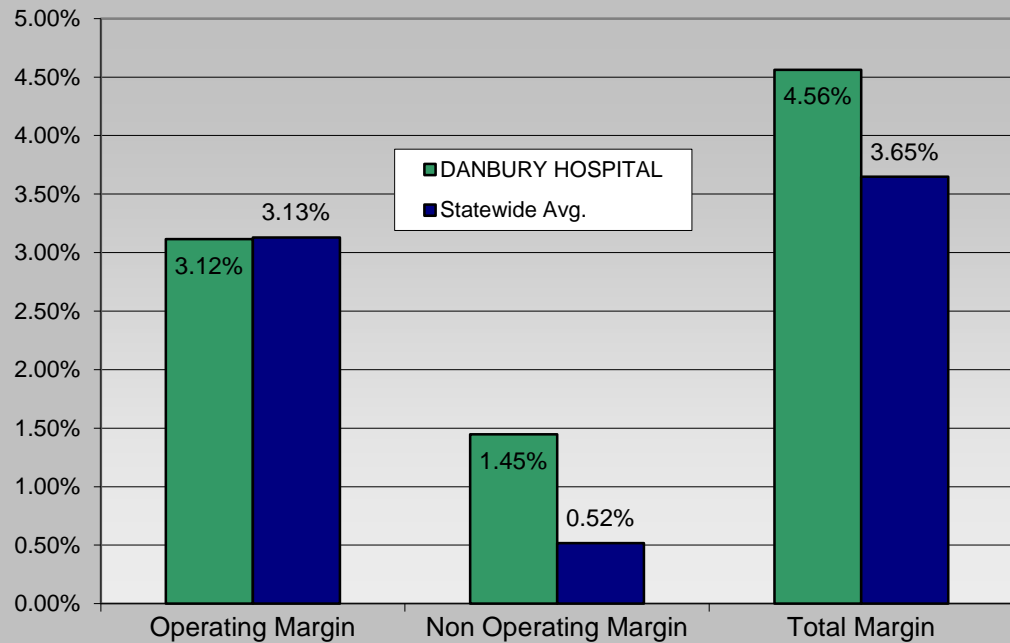
FY 2011

Outpatient Revenue
51%



Inpatient Revenue	\$	544,326,430
Outpatient Revenue	\$	568,826,659
Total Gross Revenue	\$	1,113,153,089

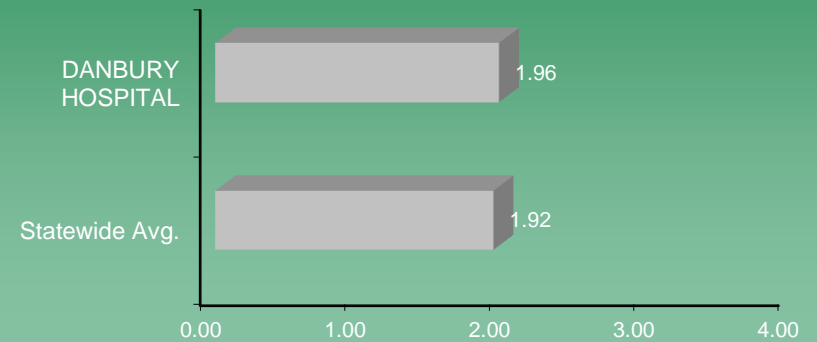
DANBURY HOSPITAL Margins FY 2011



Source: Department of Public Health, Office of Health Care Access, Hospital Reporting System

Utilization Measures	FY 2011	
	DANBURY HOSPITAL	STATEWIDE
Discharges	20,763	426,388
Patient Days	96,663	2,077,013
Avg Length of Stay	4.7	4.9
Staffed Beds	286	6,915
Occupancy of Staffed Beds	92.6%	82.3%
Average Daily Census	265	5,690
Total Case Mix Index	1.23	1.32

Current Ratio FY 2011



Debt Service Coverage Ratio FY 2011

