


## BRIDGEPORT HOSPITAL Gross Revenues

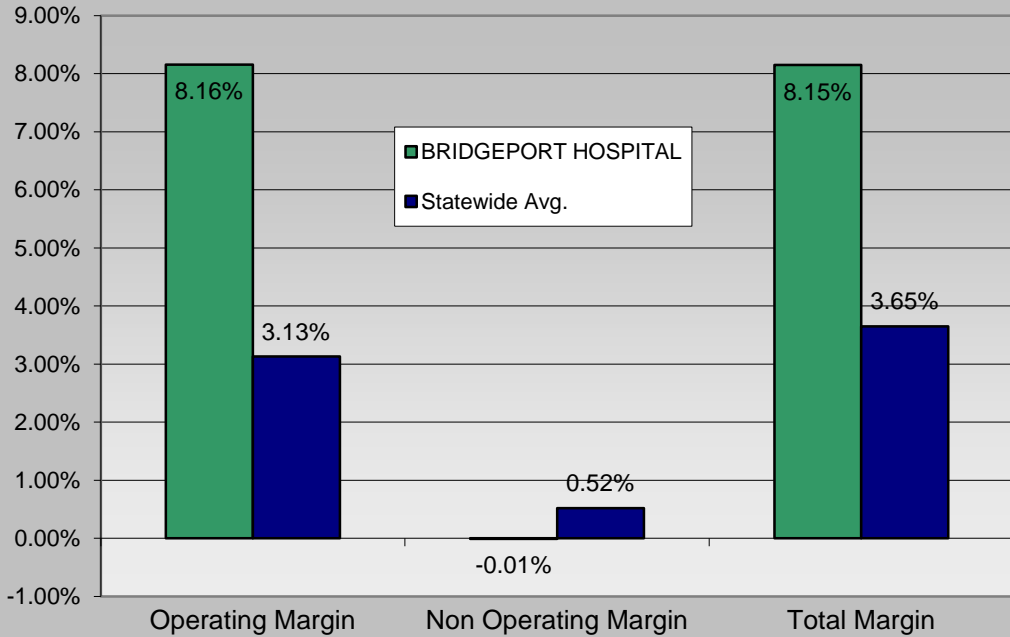
FY 2011



Inpatient Revenue	\$	748,047,048
Outpatient Revenue	\$	552,492,553
Total Gross Revenue	\$	1,300,539,601

## BRIDGEPORT HOSPITAL Margins

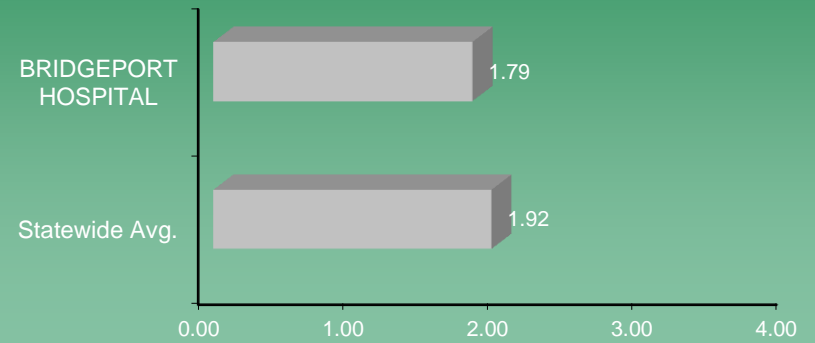
FY 2011



Utilization Measures	FY 2011	
	BRIDGEPORT HOSPITAL	STATEWIDE
Discharges	19,058	426,388
Patient Days	104,095	2,077,013
Avg Length of Stay	5.5	4.9
Staffed Beds	289	6,915
Occupancy of Staffed Beds	98.7%	82.3%
Average Daily Census	285	5,690
Total Case Mix Index	1.29	1.32

## Current Ratio

FY 2011



## Debt Service Coverage Ratio

FY 2011

