


Waterbury Hospital Gross Revenues FY 2009


Outpatient
Revenue
37%



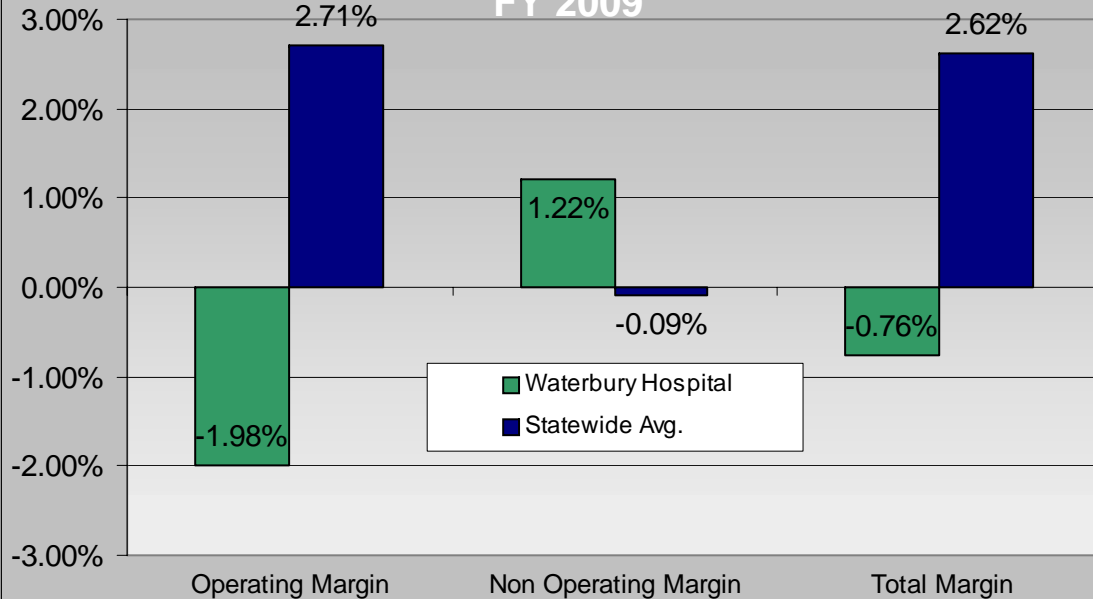
| | |
|--------------------------|---------------|
| Inpatient Gross Revenue | \$534,788,651 |
| Outpatient Gross Revenue | \$310,125,616 |
| Total Gross Revenue | \$844,914,267 |

| Utilization Measures | FY 2009 | |
|---------------------------|--------------------|-----------|
| | Waterbury Hospital | Statewide |
| Discharges | 13,916 | 430,373 |
| Patient Days | 67,682 | 2,081,584 |
| Avg Length of Stay | 4.9 | 4.8 |
| Staffed Beds | 214 | 6,935 |
| Occupancy of Staffed Beds | 86.6% | 82.2% |
| Average Daily Census | 185 | 5,703 |
| Total Case Mix Index | 1.53 | 1.29 |


Current Ratio FY 2009



Waterbury Hospital Margins FY 2009



Debt Service Coverage Ratio FY 2009



Source: Department of Public Health, Office of Health Care Access, Hospital Reporting System