

Overview of Statewide Health Care Facilities and Services Inventory

A Presentation to the Health Care Cabinet
December 8, 2020
Presented by: **David Fernandes**



Statewide Health Care and Facilities Inventory Mandate

- ❖ C.G.S. §19a-634(c) requires OHS to establish and maintain an inventory of all health care facilities, imaging equipment (CT, MRI, PET and PET-CT scanners) and services from health care facilities exempt from Certificate of Need requirements.
- ❖ The Inventory consists of reviewing health care provider licenses and conducting surveys to obtain:
 - ❖ name and location of the facility, type of facility, hours of operations and services provided, and
 - ❖ volume data such as total number of clients, treatments, patient visits, procedures and scans.
- ❖ OHS completes the Inventory biennially and which is available online for: 2012, 2014, 2016 and 2018.
 - ❖ The 2020 Inventory tables will be available online as they are completed with a June 2021 final completion.

How OHS Conducts Inventory

- ❖ Updating the Inventory requires manually reviewing each Department of Public Health (DPH) provider license*, updating table information and posting the completed tables onto the OHS website.
- ❖ Medical imaging providers are not DPH licensed, so providers are instructed on how to update and submit information through the OHS Imaging Inventory portal.
- ❖ Some hospital information are not listed on the licenses (i.e. service lines and hospital operated primary care clinics)
 - ❖ OHS paired these tables with the Hospital Annual Report filing to enable the submission through the Hospital Reporting System portal.

*Held by Facility License & Investigations Section (“DPH FLIS”).

Reporting out Inventory Data

- ❖ OHS provides Inventory data in tables based on category of providers:
 - ❖ Tables 2-4: Acute care/specialty hospital information and service line information
 - ❖ Tables 8-10: Medical imaging facilities
 - ❖ Tables 11-14: Convalescent/residential care facilities and assisted living/home health care agencies
 - ❖ Tables 15-20: Mental health and substance abuse facilities
 - ❖ Tables 21-22: Behavioral care facilities licensed and/or operated by DCF and DMHAS
 - ❖ Tables 24-26: Primary clinics operated by hospitals and hospital satellite locations
 - ❖ Tables 1, 5, 6, 23 and 27: Outpatient surgical facilities, hospice facilities, outpatient clinics and dialysis centers

*There is no Table 7.

Reporting out Inventory Data: Continued

The tables contain facility/provider name, address, and data unique to the service provider as follows :

Table	Data Inputs
Tables 2, 4-5, 12, 15-16	Number of licensed beds (Tables 2 and 4 add in bassinet volume)
Tables 3, 14, 22-23, 25	Service line information (Table 22 adds number of state operated beds) (Table 25 adds population served)
Tables 8-10	Imaging equipment information, mobile/non-mobile, equipment age, patient visits and scan volume (Table 8 adds open/closed and tesla strength) (Tables 9-10 adds slice)
Table 11	Number of chronic/convalescent nursing home beds and rest home with nursing supervision beds
Table 13	Managed residential community served
Table 20	Care/rehabilitation beds, intermediate/long term treatment/rehab beds, intensive treatment beds and residential detox/eval beds. Includes service line information.
Table 27	Number of hemodialysis stations

*There is no Table 7.

Examples of Inventory Tables

Table 2: Acute Care General and Children's General Hospitals- Location, Beds & Bassinets

CHILDREN'S GENERAL HOSPITAL (1)						
Facility Name ^a	Provider Name ^a	Facility Address	City	Zip code	Licensed Beds	Licensed Bassinets
Connecticut Children's Medical Center	Connecticut Children's Medical Center	282 Washington Street	Hartford	06106	115	72
GENERAL HOSPITALS (27)						
Facility Name ^a	Provider Name ^a	Facility Address	City	Zip code	Licensed Beds	Licensed Bassinets
Bridgeport Hospital	Bridgeport Hospital	267 Grant Street	Bridgeport	06610	373	10
Bristol Hospital, Inc.	Bristol Hospital, Inc., The	41 Brewster Road	Bristol	06010	134	20
Charlotte Hungerford Hospital, The	Charlotte Hungerford Hospital, The	540 Litchfield Street	Torrington	06790	109	13
Danbury Hospital, The	Danbury Hospital, The	24 Hospital Avenue	Danbury	06810	430	26
Day Kimball Hospital	Day Kimball Healthcare, Inc.	320 Pomfret Street	Putnam	06260	104	18
Greenwich Hospital	Greenwich Hospital	5 Perryridge Road	Greenwich	06830	174	32
Griffin Hospital	Griffin Hospital, The	130 Division Street	Derby	06418	160	20
Hartford Hospital	Hartford Hospital	80 Seymour Street and 200 Retreat Avenue	Hartford	06106	819	48
Hospital of Central Connecticut, The	Hospital of Central Connecticut at New Britain General and Bradley Memorial, The	100 Grand Street	New Britain	06052	414	32
John Dempsey Hospital	University of Connecticut Health Center	263 Farmington Avenue	Farmington	06030	224	10
Johnson Memorial Hospital	Johnson Memorial Hospital, Inc.	201 Chestnut Hill Road	Stafford	06076	92	9
Lawrence and Memorial Hospital	Lawrence and Memorial Hospital, Inc.	365 Montauk Avenue	New London	06320	280	28
Manchester Memorial Hospital	Prospect Manchester Hospital, Inc.	71 Haynes Street	Manchester	06040	249	34
Middlesex Hospital	Middlesex Hospital	28 Crescent Street	Middletown	06457	275	22
MidState Medical Center	MidState Medical Center	435 Lewis Avenue	Meriden	06451	144	12
Milford Hospital, Inc., The	Milford Hospital, Inc., The	300 Seaside Avenue	Milford	06460	106	12
Norwalk Hospital	Norwalk Hospital Association, The	34 Maple Street	Norwalk	06856	328	38
Rockville General Hospital	Prospect Rockville Hospital, Inc.	31 Union Street	Vernon	06066	102	16
Saint Francis Hospital and Medical Center	Saint Francis Hospital and Medical Center	114 Woodland Street and 500 Blue Hills Avenue	Hartford	06105	617	65
Saint Mary's Hospital, Inc.	Saint Mary's Hospital, Inc.	56 Franklin Street	Waterbury	06706	347	32
Sharon Hospital	Essent Healthcare of Connecticut, Inc.	50 Hospital Hill Road	Sharon	06069	78	16

Examples of Inventory Tables: Continued

Table 3: Acute Care General and Children's General Hospitals - Service Lines

SERVICE LINES	Backus	Bridgeport	Bristol	CCMC	Danbury	Day Kimball	Dempsey*	Greenwich	Griffin	Hartford	HOCC	Hungerford	Johnson	L&M	Manchester	Middlesex	MidState	Milford	New Milford ^a	Norwalk	Rockville	Sharon	St. Francis	St. Mary's	St. Vincent's*	Stamford	Waterbury*	Windham	Yale NH		
Burn Care - Inpatient		x		x																											
Cardiac Angioplasty - Inpatient ^b		x		x	x		x	x		x	x			x						x			x	x	x	x	x			x	
Cardiac Angioplasty - Outpatient ^b		x		x	x		x	x		x	x			x						x			x	x	x	x	x			x	
Chemotherapy - Inpatient	x	x	x	x	x	x	x	x	x	x	x	x	x	x	x	x	x		x	x			x	x	x	x	x	x	x	x	
Chemotherapy - Outpatient	x	x	x	x	x	x	x	x	c	x	x	x	x	x	x	x	x		x	x			x	j	x	x	j	x	x		
Computerized Tomography (CT Scanning)	x	x	x	x	x	x	x	x	x	x	x	x	x	x	x	x	x	x	x	x	x	x	x	x	x	x	x	x	x	x	
Diagnostic Cardiac Catheterization - Inpatient and Outpatient	x	x		x	x		x	x		x	x			x		x				x			x	x	x	x	x			x	
Emergency Department	x	x	x	x	x	x	x	x	x	x	x	x	x	x	x	x	x	x	x	x	x	x	x	x	x	x	x	x	x	x	
Satellite Emergency Department	x											x		x		x														x	
Hospice - Inpatient			x			x	x		e	x	x		x		x	x	x	x	f	f	x	x	x	g	x	x					
Hospice - Outpatient			x			x		x					x			x															
Lithotripsy ^h	x	x	x		x	x	x	x	x	x	x	x		x	x	x	x	x		x	x	x	x	x	x	x	x	x	x	x	
Maternity - Inpatient	x	x	x		x	x	x	x	x	x	x	x	x	x	x	x	x			x		x	x	x	x	x	x	x	x	x	
Maternity - Outpatient		x			x	x	x	x	x	x	x	x	x	x	x	x	x			x	x	x	x	x	x	x	x	x	x	x	
Medical Oncology - Inpatient	x	x	x	x	x	x	x	x		x	x	x	x	x	x	x	x		x	x			x	x	x	x	x	x	x	x	
Medical Oncology - Outpatient	x	x	x	x	x	x	x	x	x	x	x	x	x	x	i	x	x		x	x			x	j	x	x	j			x	
Mental Health Clinic - Outpatient	x	x	x		x	x	x	x	x	x	x	x	x	x	x	x			x	x	x		x	x	x		x			x	
Magnetic Resonance Imaging (MRI)	x	x	x	x	x	x	x	x	x	x	x	x	x	x	x	x	x	x	x	x	x	x	x	x	x	x	x	x	x	x	
Neonatal - Inpatient		k		x	x			x			x	x		x	x	x				x			x		x	x	x			x	
Open Heart Surgery		x		x	x		x			x													x	x	x	x	x			x	
Outpatient Clinic		x		x	x		x	x		x	x	x	x	x		x	x			x			x	x	x	x	x	x	x	x	

Examples of Inventory Tables: Continued

Hospital-Based/Owned vs. Non-Hospital MRI Location

Table 8: Magnetic Resonance Imaging (MRI) Scanning Providers

HOSPITAL - BASED MRI LOCATIONS (units operated on a hospital main campus by hospital or private provider)											
FACILITY NAME	FACILITY ADDRESS	CITY	ZIPCODE	EQUIPMENT INFORMATION	FIXED / MOBILE	Open / Closed	TESLA	AGE (in years)	2018 PATIENT VISITS	2018 SCANS	URL
Advanced Medical Imaging of Northwest Connecticut, LLC at Charlotte Hungerford Hospital	540 Litchfield Street	Torrington	06790	General Electric, 450W	Fixed	Closed	1.5	6	c	6,373	www.amconnecticut.com
Bridgeport Hospital	267 Grant Street	Bridgeport	06610	Siemens's Espree 1.5 Short Bore	Fixed	Closed	1.5	6	4,802	4,802	www.bridgeporthospital.org
Bristol Hospital	41 Brewster Road	Bristol	06010	General Electric, Signa Excite	Fixed	Closed	1.5	13	3,022	3,208	www.bristolhospital.org
Connecticut Children's Medical Center	282 Washington Street	Hartford	06106	Siemens Avanto	Fixed	Closed	1.5	15	3,726	4,519	www.connecticutchildrens.org
Danbury Hospital	24 Hospital Avenue	Danbury	06810	General Electric	Fixed	Closed	1.5	12	2,472	2,945	www.wchn.org
Danbury Hospital	24 Hospital Avenue	Danbury	06810	General Electric	Fixed	Close	3	13	1,300	1,505	www.wchn.org
Day Kimball Healthcare, Inc. d/b/a Day Kimball Hospital	320 Pomfret Street	Putnam	06260	Siemens Espree 34 Tesla 1.5 Tesla MRI unit	Mobile	Closed	1.5	11	3,949	3,949	http://thehub.daykimball.org/
HOSPITAL-OWNED SATELLITE MRI LOCATIONS											
FACILITY NAME	FACILITY ADDRESS	CITY	ZIPCODE	EQUIPMENT INFORMATION	FIXED / MOBILE	Open / Closed	TESLA	AGE (in years)	PATIENT VISITS	SCANS	URL
Bridgeport Hospital	5520 Park Avenue	Trumbull	06611	Siemens Skyra	Fixed	Closed	3	3	2,327	2,327	www.bridgeporthospital.org
Danbury Hospital d/b/a Danbury Hospital Medical Arts	111 Osborne Street	Danbury	06810	Siemens Espree	Fixed	Closed-wide bore	1.5	11	c	2,936	www.wchn.org
Day Kimball Healthcare, Inc. d/b/a Day Kimball Hospital	12 Lathrop Road	Plainfield	06374	Siemens Espree 34 Tesla	Mobile	Closed	1.5	9	122	122	http://thehub.daykimball.org/
Greenwich Hospital Diagnostic Center	260 Long Ridge Rd	Stamford	06902	Siemens Magnetom Skyra	Fixed	Closed	3	3	2,112	2,112	www.greenwichhospital.org
Griffin Imaging and Diagnostics Center at Ivy Brook	2 Ivy Brook Road	Shelton	06484	Hitachi Oasis	Fixed	Open	1.2	10	1,643	1,757	www.griffinhealth.org
NON HOSPITAL - MRI PROVIDERS LOCATIONS											
FACILITY NAME	FACILITY ADDRESS	CITY	ZIPCODE	EQUIPMENT INFORMATION	FIXED / MOBILE	Open / Closed	TESLA	AGE (in years)	PATIENT VISITS	SCANS	URL
Advanced Radiology Consultants, LLC	30 Danbury Road	Wilton	06897	GE Voyager	Fixed	Closed	1.5	2	3,311	3,881	www.adrad.com
Advanced Radiology Consultants, LLC	297 Boston Post Road	Orange	06477	Siemens	Fixed	Closed	3	9	3,254	3,904	www.adrad.com
Advanced Radiology Consultants, LLC	4 Corporate Drive	Shelton	06484	General Electric	Fixed	Closed	1.5	11	2,800	3,241	www.adrad.com
Advanced Radiology Consultants, LLC	1259 East Main Street	Stamford	06902	Siemens Espree	Fixed	Closed	1.5	14	f	f	www.adrad.com
Advanced Radiology Consultants, LLC	1259 East Main Street	Stamford	06902	GE Pioneer	Fixed	Closed	3	1	3,917	4,678	www.adrad.com
Advanced Radiology Consultants, LLC	2876 Main Street	Stratford	06614	General Electric Signa Echo	Fixed	Closed	1.5	14	3,890	4,493	www.adrad.com

Examples of Inventory Tables: Continued

Table 6: Licensed Outpatient Surgical Facilities - Locations & Websites

Facility Name	Provider Name	Facility Address	City	Zip code	Website Address ^a
Aesthetic Surgery Center	Greater New Haven ASC, LLC	330 Orchard Street	New Haven	06511	<i>None Found</i>
Summer Street ASC, LLC	Summer Street ASC, LLC	1290 Summer Street	Stamford	06905	http://www.rosenstockmd.com/
Bloomfield ASC, LLC	Bloomfield ASC, LLC	580 Cottage Grove Road	Bloomfield	06002	http://www.youthfulimages.com/
Brucato Plastic Surgery Center, LLC	Gregory Brucato, M.D., LLC	38 B Grove Street	Ridgefield	06877	http://www.brucatoplasticsurgery.com/
Center for Advanced Reproductive Services, PC	Center for Advanced Reproductive Services, PC	2 Batterson Park Road	Farmington	06032	http://www.uconnfertility.com/
Central Connecticut Endoscopy Center, LLC	Central Connecticut Endoscopy Center, LLC	440 New Britain Avenue	Plainville	06062	http://www.ccendocenter.org/
Coastal Digestive Care Center, LLC	Coastal Digestive Care Center, LLC	234 A Bank Street	New London	06320	http://coastaldigestivecare.com/
Connecticut Eye Surgery Center South, LLC	Connecticut Eye Surgery Center South, LLC	60 Wellington Road	Milford	06461	https://connecticuteyesurgerycenter.com/
Connecticut Foot Surgery Center	Milford Podiatry Associates, PC	318 New Haven Avenue	Milford	06460	http://www.milfordpodiatry.com/
Connecticut Orthopaedic Specialists Outpatient Surgical Center, LLC	Connecticut Orthopaedic Specialists Outpatient Surgical Center, LLC	84 North Main Street	Branford	06405	http://www.ct-ortho.com/
Connecticut Surgery Center, LP	Connecticut Surgery Center, LP	81 Gillett Street	Hartford	06105	http://www.ctsurgerycenter.com/
Constitution Surgery Center East, LLC	Constitution Surgery Center East, LLC	174 Cross Road	Waterford	06385	http://www.csceast.com/
CT GI Endoscopy Center, LLC	Connecticut G.I. Endoscopy Center, LLC	4 Northwestern Drive	Bloomfield	06002	https://www.connecticutgi.org/index.html
CVW Body Design Center-					

Examples of Internal Uses of Inventory Data

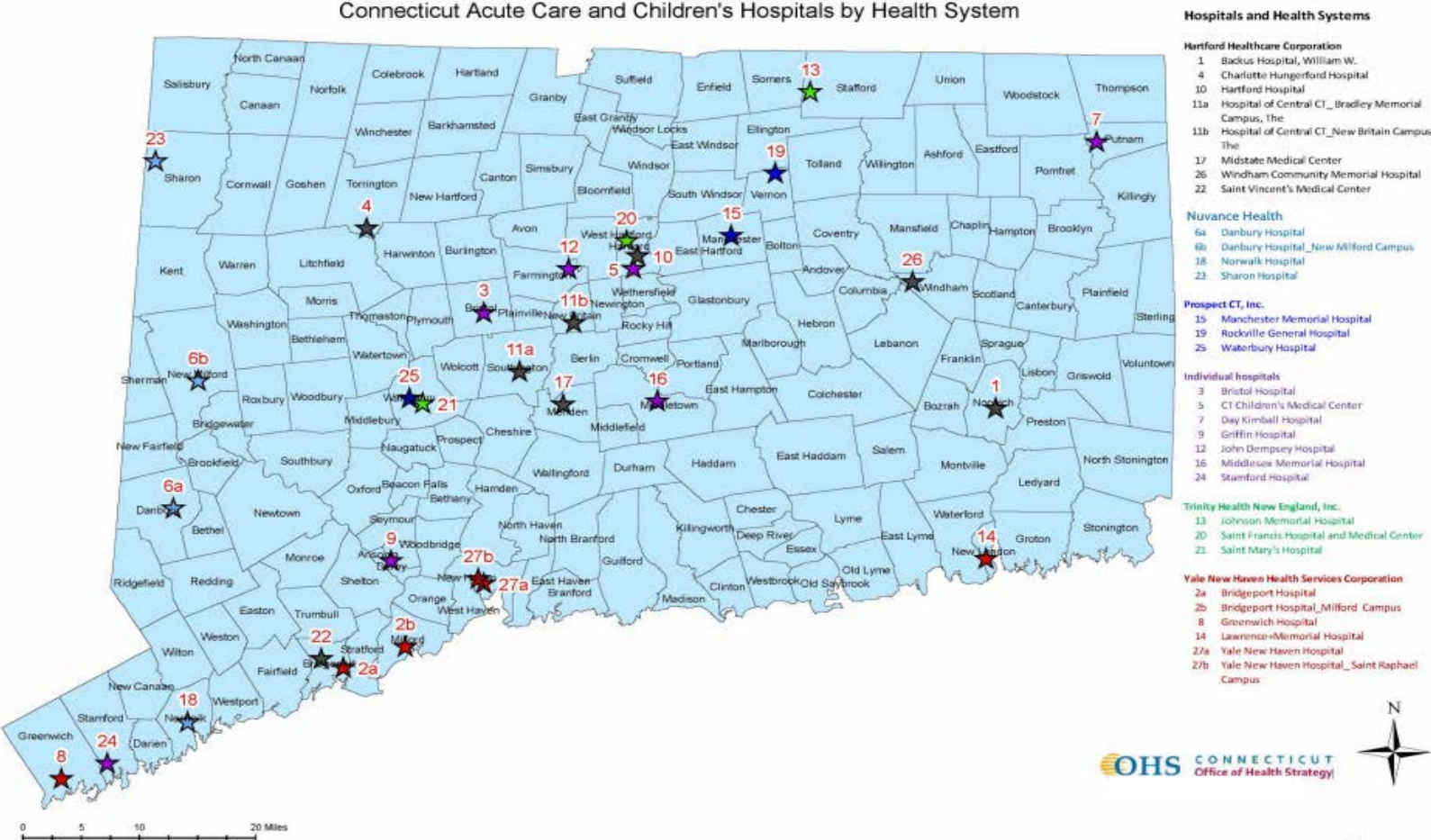
Facilities and Services Planning

Inpatient Utilization By Department

Description	Number of Available Beds in FY 2019	Number of Staffed Beds in FY 2019	Occupancy of Available Beds in FY 2019	Occupancy of Staffed Beds in FY 2019
Adult Medical/Surgical	5,091	4,011	66.57%	84.50%
ICU/CCU (Excludes Neonatal ICU)	733	595	59.65%	73.48%
Total Psychiatric	858	778	75.77%	83.57%
Rehabilitation	107	99	76.40%	82.57%
Maternity	605	419	49.19%	71.02%
Newborn	540	332	38.83%	63.16%
Neonatal ICU	309	263	53.77%	63.17%
Pediatric	234	203	51.17%	58.98%
Total Inpatient Bed Utilization	8,477	6,700	63.13%	79.87%

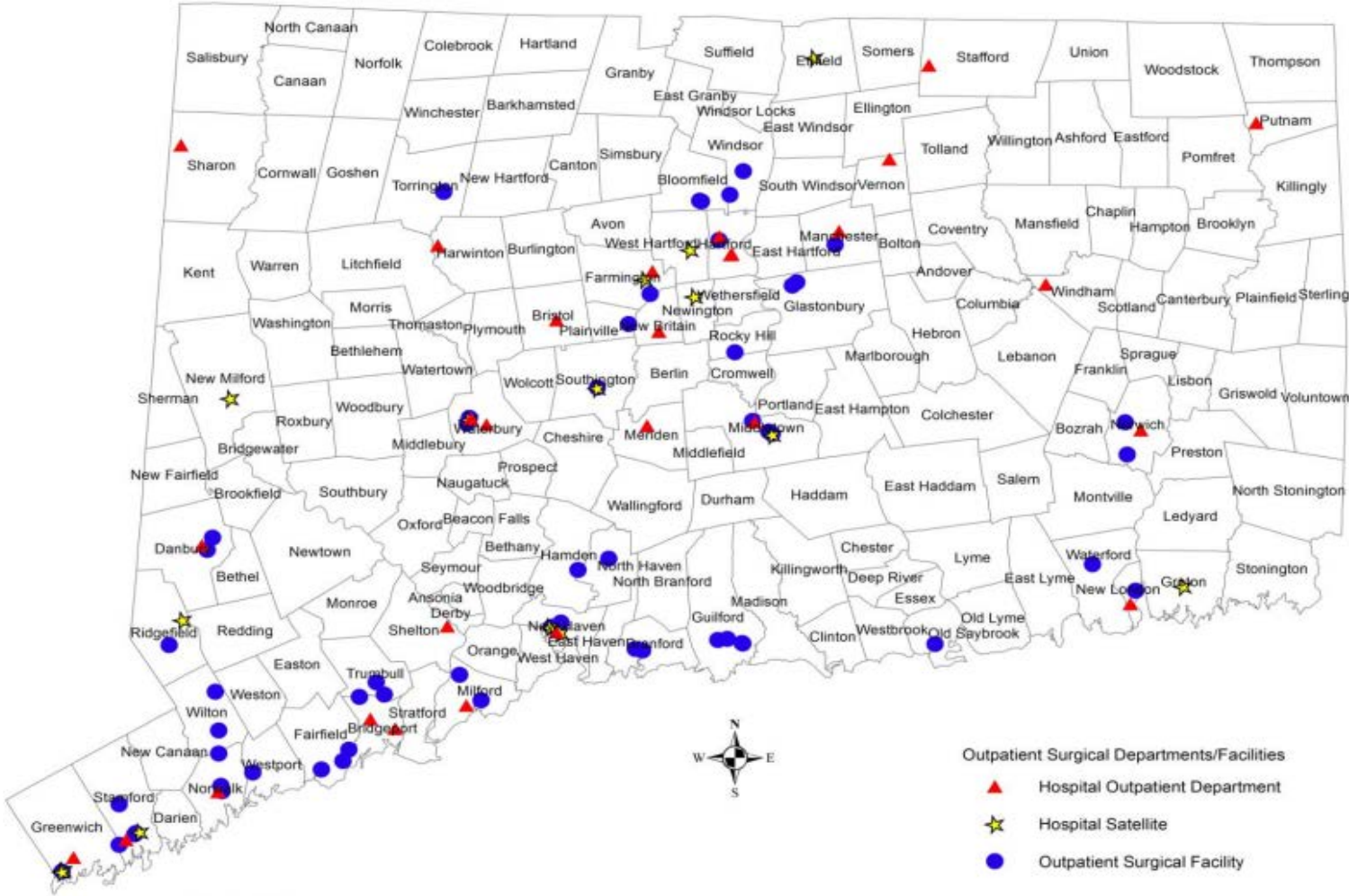
Examples of Internal Uses of Inventory Data: Continued

Facilities and Services Planning



Examples of Internal Uses of Inventory Data

Outpatient Surgical Facility Locations

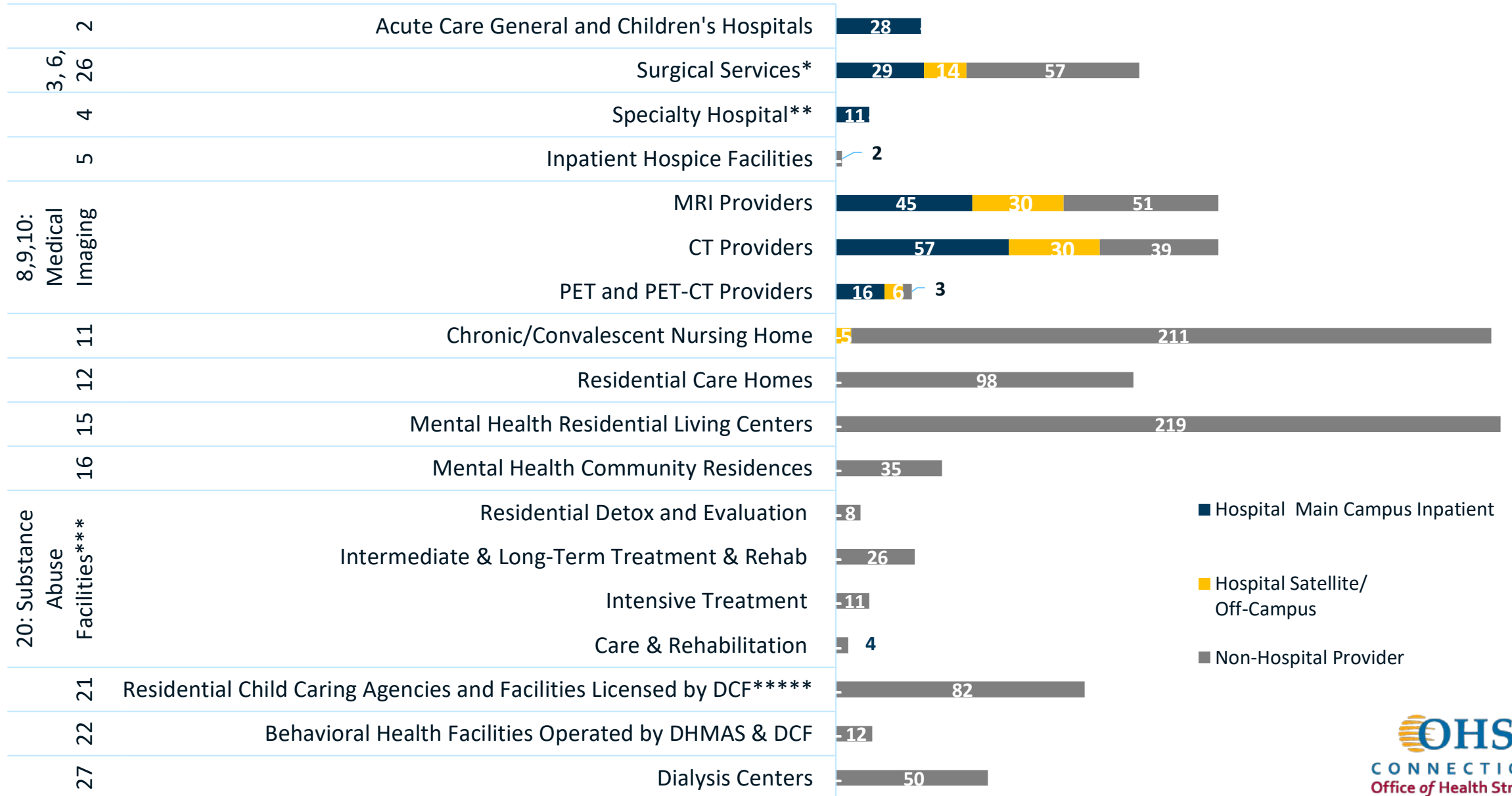


Sources: CT DPH OHCA
 Created by: CT DPH OHCA, April, 2017

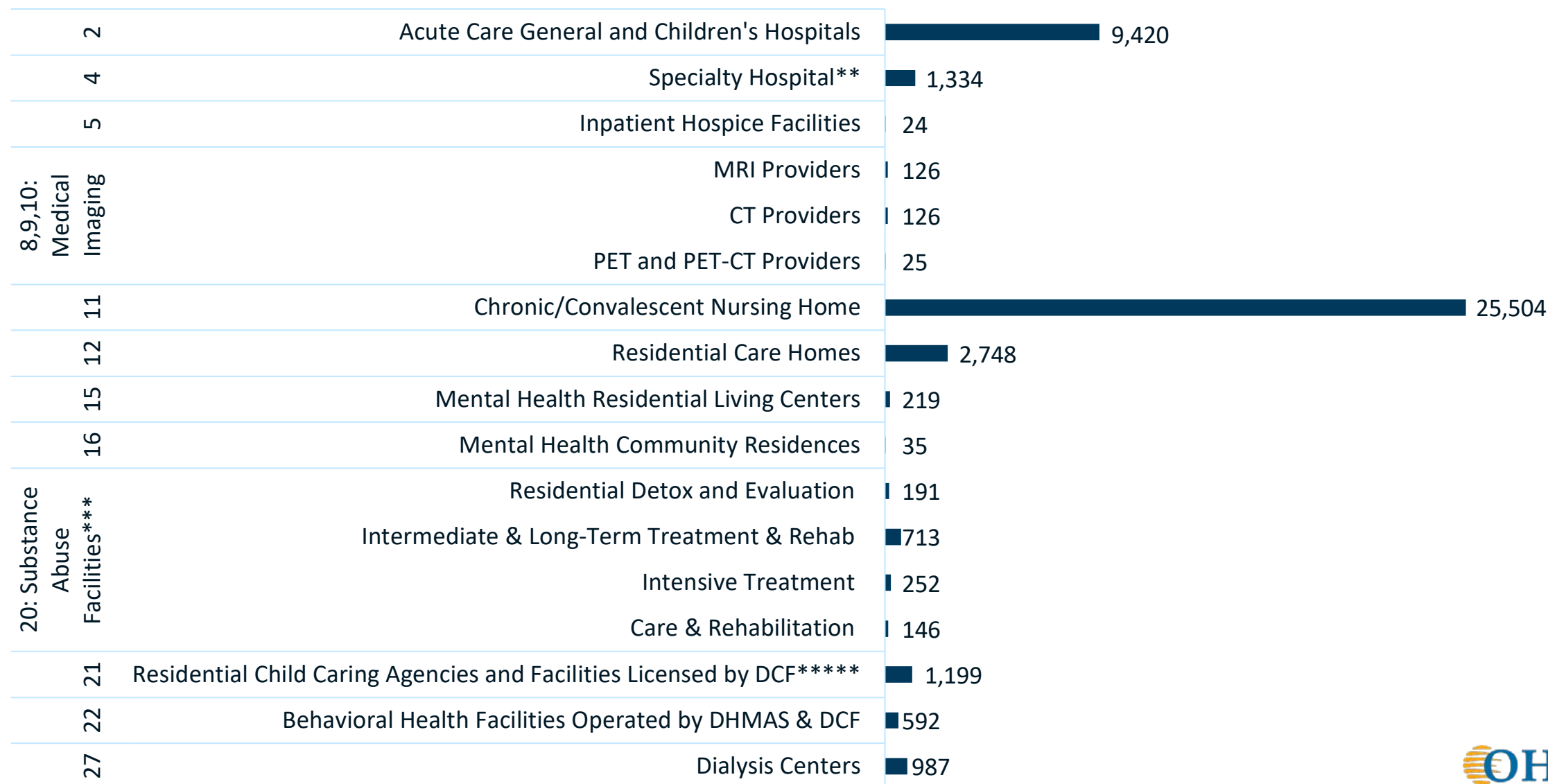
Listing of all 26 Tables and Their Category

- Table 1: Towns in CT
- Table 2: Acute Care and Children's Hospitals
- Table 3: Hospital Service Lines
- Table 4: Specialty Hospitals
- Table 5: Inpatient Hospice Facilities
- Table 6: Outpatient Surgical Facilities
- Table 7: No Table
- Table 8: MRI Providers
- Table 9: CT Providers
- Table 10: PET & PET-CT Providers
- Table 11: Chronic/Convalescent Nursing Homes
- Table 12: Residential Care Homes
- Table 13: Assisted Living Services Agencies
- Table 14: Home Health Care & Home Health Aide Agencies
- Table 15: Mental Health Residential Living Centers
- Table 16: Mental Health Community Residences
- Table 17: Adult Psychiatric Outpatient Clinics
- Table 18: Mental Health Day Treatment Facilities
- Table 19: Infirmaries Operated by Educational Institution
- Table 20: Substance Abuse Facilities
- Table 21: Health Care Facilities Licensed by DCF
- Table 22: Facilities operated by DMHAS & DCF
- Table 23: Licensed Outpatient Clinics
- Table 24: Primary Care Clinics Operated by General Hospitals
- Table 25: Primary Care Clinics Operated by General Hospitals – Service Details
- Table 26: Satellite Locations for General, Children's and Specialty Hospitals
- Table 27: Dialysis Centers

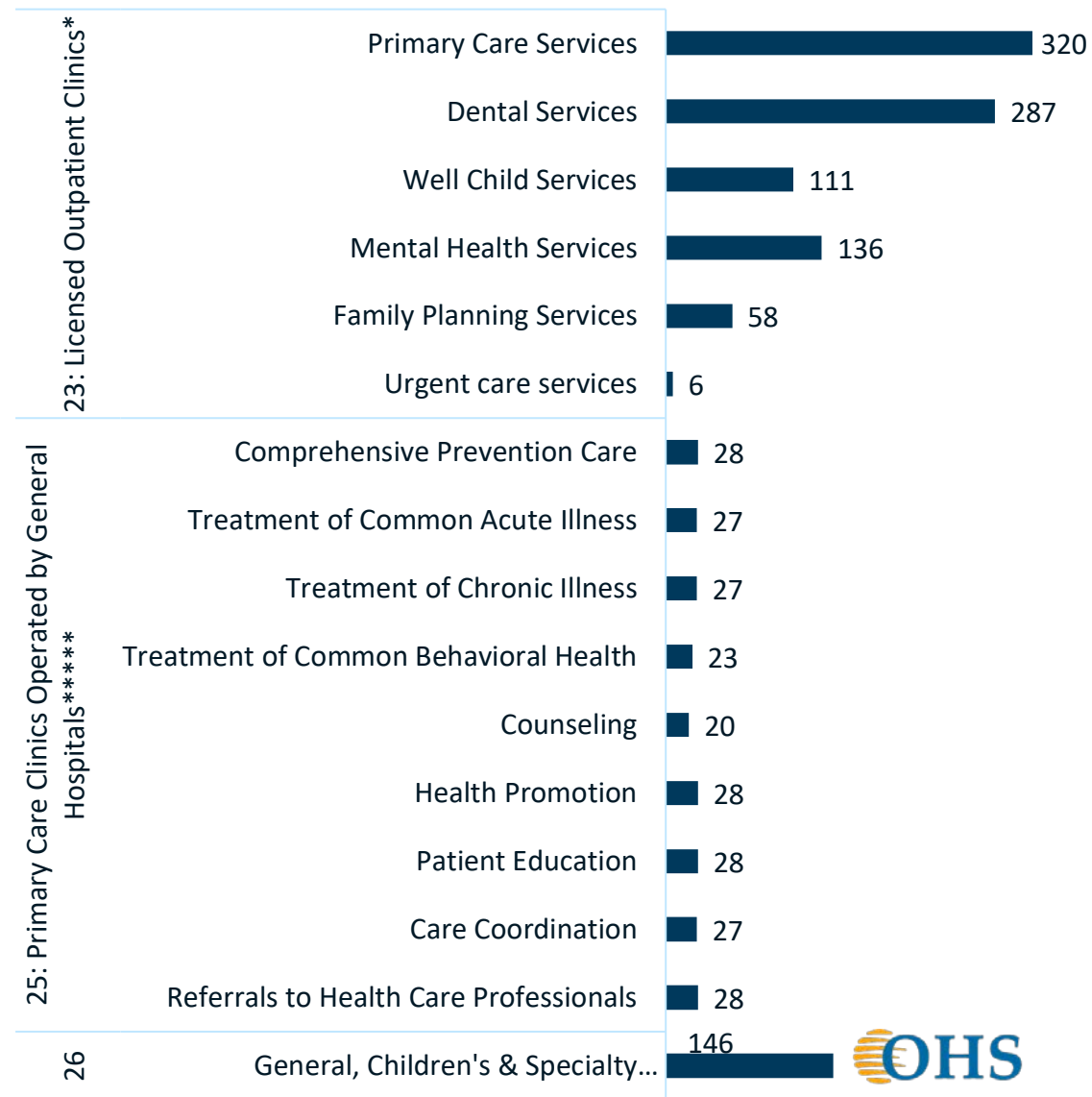
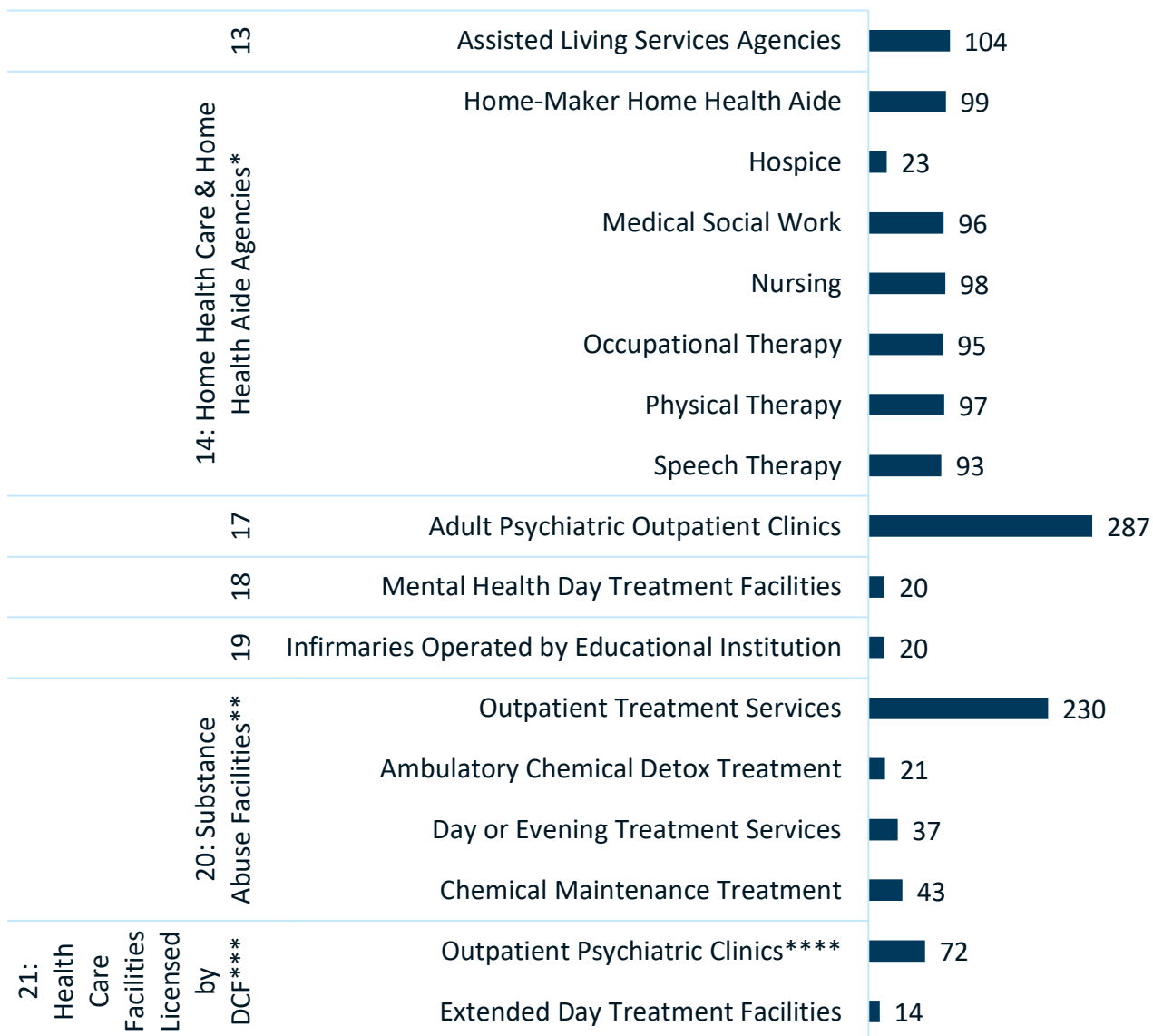
2018 Inpatient, Residential, OP Surgery & Medical Imaging Providers



2018 Licensed Beds, Bassinets, Scanners and Hemodialysis Stations



2018 Outpatient Services Providers



2018 Inventory Takeaways

❖ Process Improvements

- ❖ Prior Inventories were online and mail-in surveys, with poor and inconsistent response rates
 - ❖ Imaging providers now submit information via the more efficient and accessible OHS Imaging Inventory portal resulting in quicker and higher response rates
 - ❖ Hospitals now report information as part of annual financial submissions resulting in more timely responses

❖ Potential Areas of Improvement

- ❖ A more frequent update of the Inventory
- ❖ Shortening of the six-month reporting period and online updates of the tables
- ❖ Switching from hardcopy licenses to electronic DPH FLIS e-licensure data review, when available
- ❖ Increasing collaboration with hospitals and providers for timely and less burdensome reporting
- ❖ Expanding use of inventory data in interactive maps or tables to make more accessible to consumers

Questions

?

For more information on facility and services inventory

<https://portal.ct.gov/OHS/Services/Health-Systems-Planning/Facilities-Plan-and-Inventory>

To know more about OHS visit

<https://portal.ct.gov/OHS>