


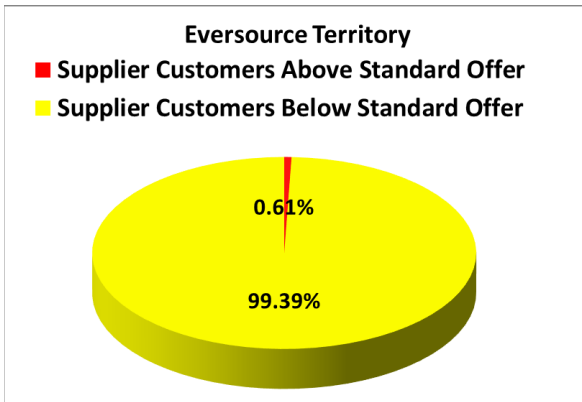


Updated on
May 3, 2023

OCC FACT SHEET: ELECTRIC SUPPLIER MARKET, APRIL 2022 THROUGH MARCH 2023

The following is an update to the Office of Consumer Counsel's (OCC's) Electric Supplier Market Fact Sheet, originally created in [2014](#). The numbers provided herein are based on data submitted as compliance filings in the Public Utilities Regulatory Authority's Docket Number 06-10-22.

- Retail suppliers serve 17.2% of Eversource Energy (Eversource) residential customers and 14.9% of United Illuminating (UI) residential customers, in March 2023.
- In the month of March 2023, **nine out of ten** residential supplier customers paid less than the Standard Offer in Eversource territory, and **nine out of ten** residential supplier customers paid less than the Standard Offer in UI territory.¹

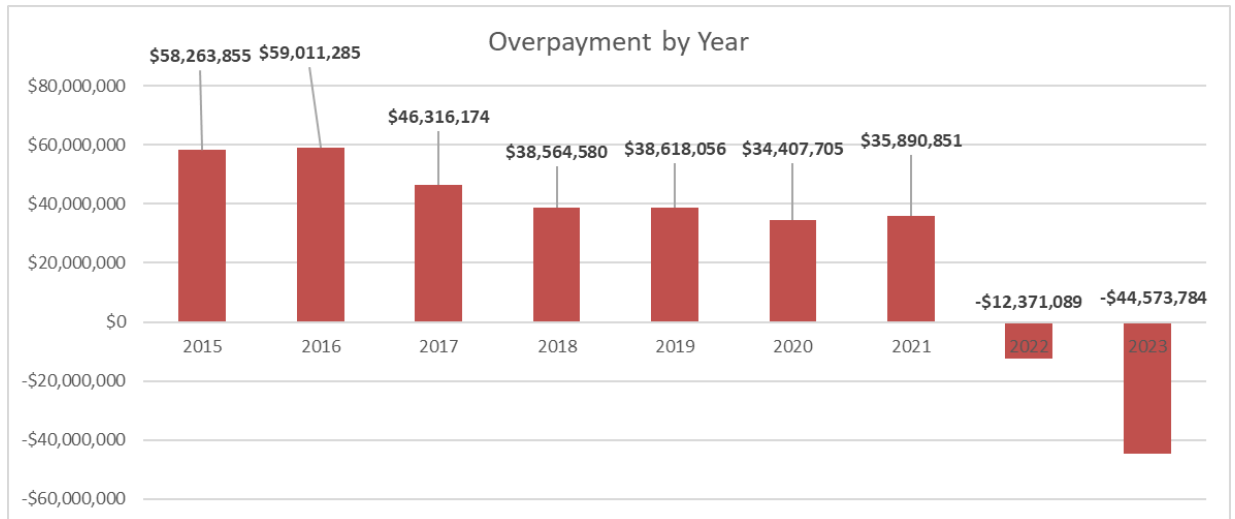


- In the month March 2023, residential Eversource customers who chose suppliers saved in aggregate **\$16,204,178 more** than the Standard Offer for their electric generation, and residential UI customers who chose suppliers saved in aggregate **\$2,287,302 more** than the Standard Offer.²

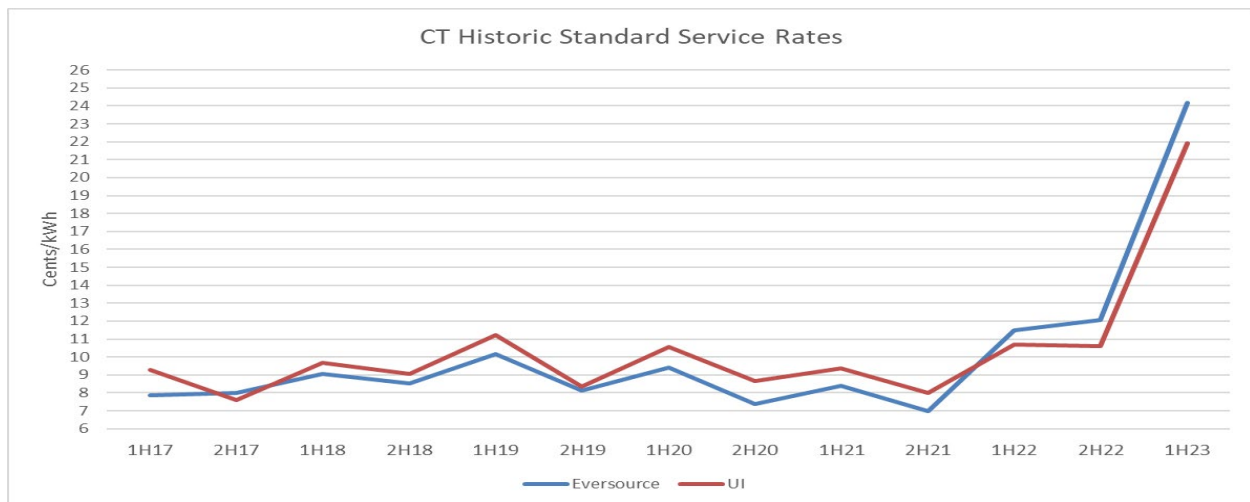
¹ This Fact Sheet only examines available data regarding pricing by electric suppliers. While some suppliers may offer products or services to customers such as airline miles or a product with additional renewable energy content, there is no data available to quantify the value of such offers. OCC recommends that customers look carefully at the fine print for offers for additional products or services that come with higher prices, to ensure they are getting sufficient value to justify the higher price tag.

² Data now includes actual kWh usage. Usage assumption no longer needed going forward in calculations. May include some "incidental residential accounts" (IRAs)

- For the rolling year of April 2022 through March 2023, residential consumers who chose a retail supplier saved, in aggregate, **\$52,844,676 more** than the Standard Offer.
- Since January 2015, when OCC started tracking supplier data, customers with a supplier have overpaid a total of **\$254,127,635** more than standard service.



- The Eversource Standard Offer for January 1, 2022 through June 30, 2022 was 11.484cents/kWh. For July 1, 2022 through December 31, 2022 the Standard Offer was 12.050 cents/kWh. The Standard Offer for January 1, 2023 through June 30, 2023 is 24.17 cents/kWh
- The UI Standard Offer for January 1, 2022 through June 30, 2022 was 10.6731 cents/kWh. For July 1, 2022 through December 31, 2022 the Standard Offer was 10.62 cents/kWh. The Standard Offer for January 1, 2023 through June 30, 2023 is 21.94 cents/kWh



- As of July 1, 2020 customers coded and verified as hardship were returned to standard service. Suppliers are no longer able to serve verified hardship coded customers going forward in Connecticut as a result of PURA ruling in Docket No. 18-06-02. Customers who are receiving moratorium protections through Eversource’s pilot program using marketing data should not be prevented from choosing a third-party supplier.

Please feel free to contact the Office of Consumer Counsel at 860-827-2900 or occ.info@ct.gov if you have any questions about this information.