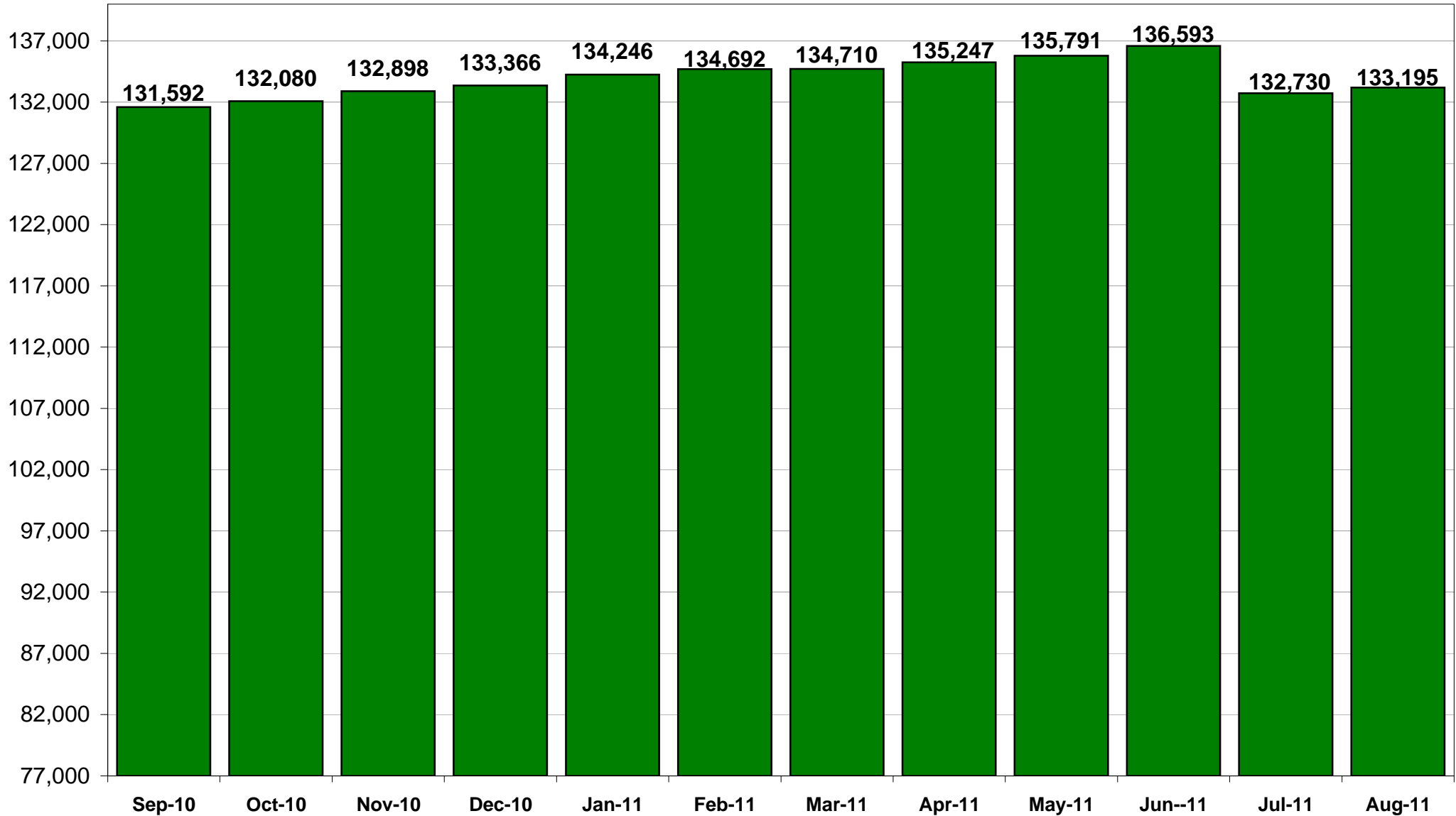


# HUSKY A

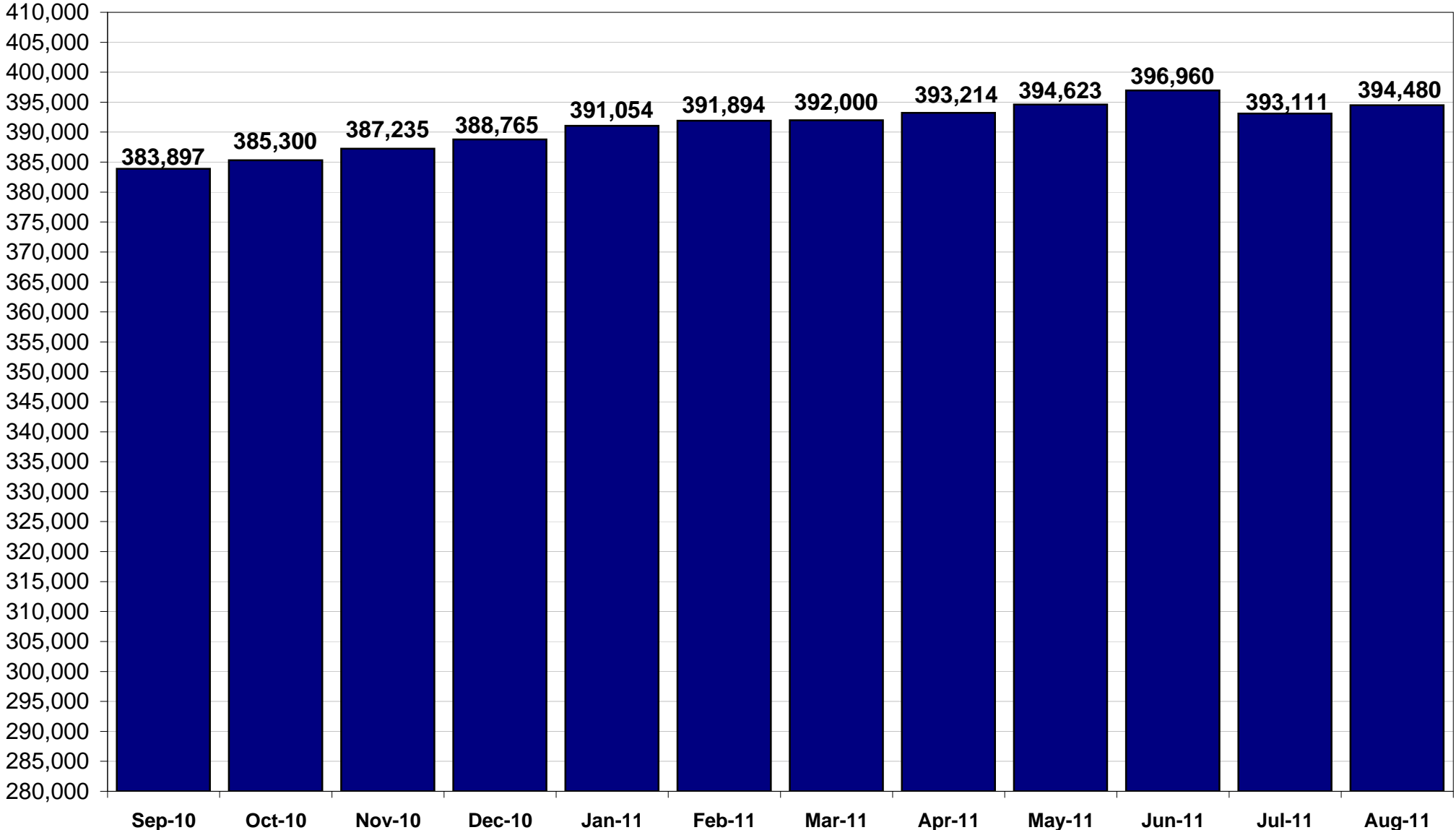
## Adults - Enrollment Growth by Month

(Previous 12 Months)



Starting Enrollment: 59,152  
(as of September 1, 1999)

**HUSKY A**  
**Enrollment Growth by Month**  
**(Previous 12 Months)**

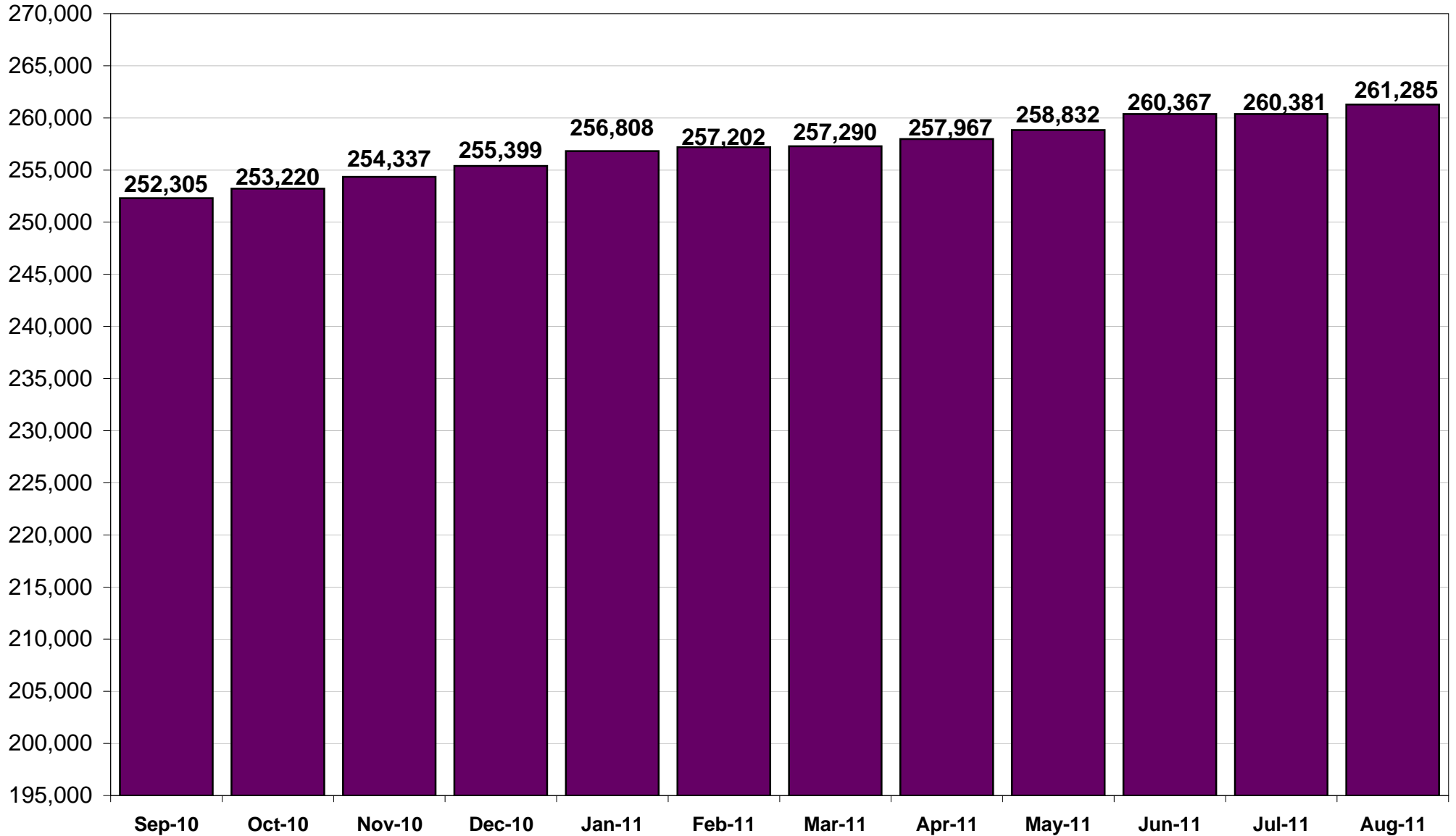


**Starting Enrollment: 220,813**  
**(as of July 1,1998)**

# HUSKY A

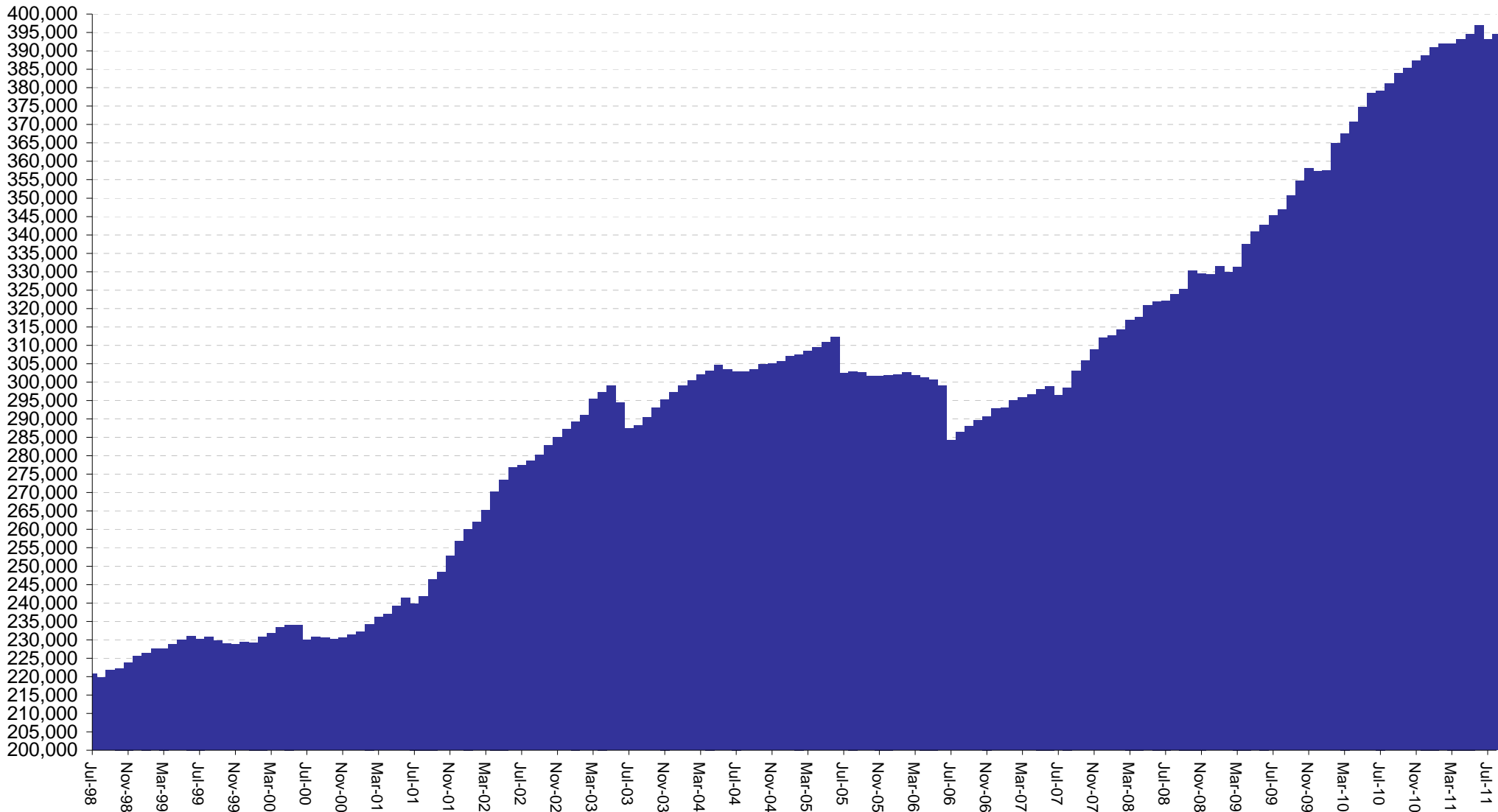
## Under 19-Year-Olds - Enrollment Growth by Month

(Previous 12 Months)



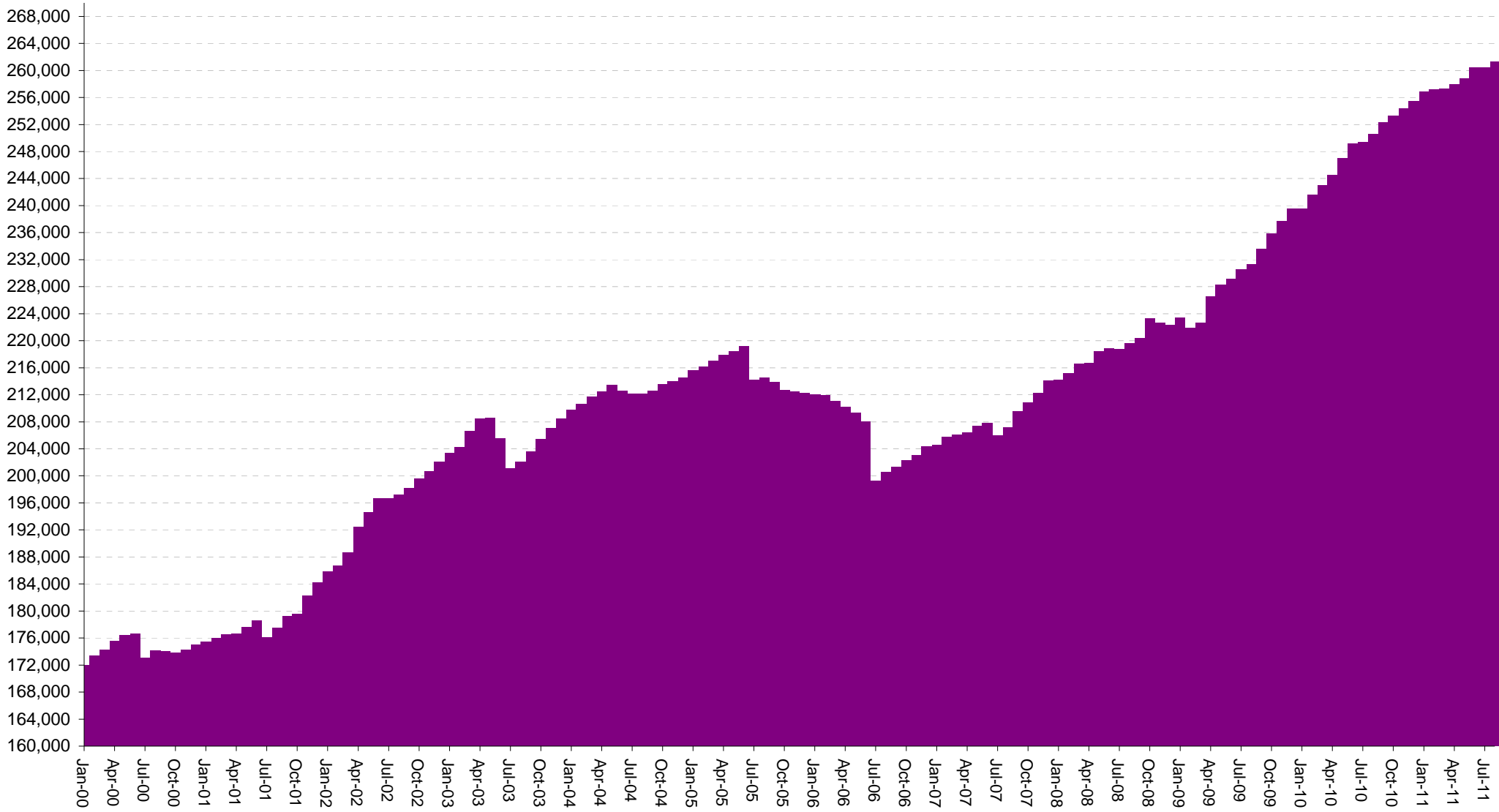
Starting Enrollment: 170,594  
(as of September 1, 1999)

# HUSKY A Enrollment Growth by Month



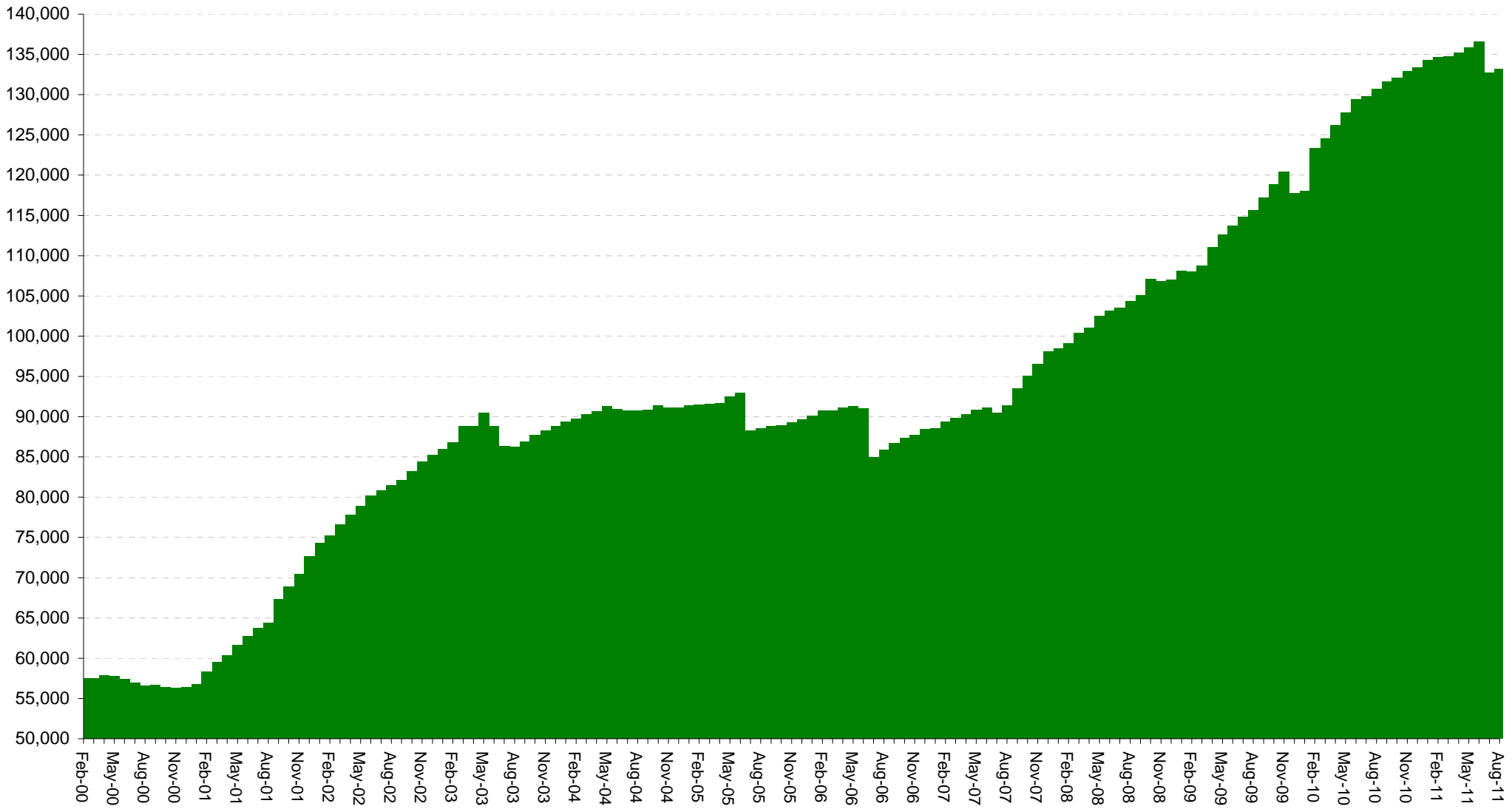
# HUSKY A

## Under-19-Year-Olds Enrollment Growth by Month



# HUSKY A

## Adults - Enrollment Growth by Month



## ALL ENROLLEES

MONTH	Enrollees	Change	
Jul-98	220,813		
Aug-98	219,782	(1,031)	-0.5%
Sep-98	221,745	1,963	0.9%
Oct-98	222,246	501	0.2%
Nov-98	223,808	1,562	0.7%
Dec-98	225,572	1,764	0.8%
Jan-99	226,474	902	0.4%
Feb-99	227,516	1,042	0.5%
Mar-99	227,704	188	0.1%
Apr-99	228,703	999	0.4%
May-99	229,960	1,257	0.5%
Jun-99	231,051	1,091	0.5%
Jul-99	230,217	(834)	-0.4%
Aug-99	230,728	511	0.2%
Sep-99	229,746	(982)	-0.4%
Oct-99	229,020	(726)	-0.3%
Nov-99	228,736	(284)	-0.1%
Dec-99	229,353	617	0.3%
Jan-00	229,299	(54)	0.0%
Feb-00	230,856	1,557	0.7%
Mar-00	231,766	910	0.4%
Apr-00	233,327	1,561	0.7%
May-00	234,101	774	0.3%
Jun-00	234,006	(95)	0.0%
Jul-00	229,995	(4,011)	-1.7%
Aug-00	230,739	744	0.3%
Sep-00	230,620	(119)	-0.1%
Oct-00	230,136	(484)	-0.2%
Nov-00	230,569	433	0.2%
Dec-00	231,329	760	0.3%
Jan-01	232,213	884	0.4%
Feb-01	234,300	2,087	0.9%
Mar-01	236,121	1,821	0.8%
Apr-01	236,972	851	0.4%
May-01	239,169	2,197	0.9%
Jun-01	241,346	2,177	0.9%
Jul-01	239,829	(1,517)	-0.6%
Aug-01	241,921	2,092	0.9%
Sep-01	246,531	4,610	1.9%
Oct-01	248,359	1,828	0.7%
Nov-01	252,718	4,359	1.7%
Dec-01	256,768	4,050	1.6%
Jan-02	260,102	3,334	1.3%
Feb-02	261,945	1,843	0.7%
Mar-02	265,212	3,267	1.2%

## UNDER 19 ONLY

MONTH	Enrollees	Change	
Sep-99	170,594		
Oct-99	170,400	(194)	
Nov-99	170,875	475	
Dec-99	171,782	907	
Jan-00	171,968	186	
Feb-00	173,339	1,371	
Mar-00	174,269	930	
Apr-00	175,475	1,206	
May-00	176,385	910	
Jun-00	176,636	251	
Jul-00	173,087	(3,549)	
Aug-00	174,176	1,089	
Sep-00	173,980	(196)	
Oct-00	173,759	(221)	
Nov-00	174,271	512	
Dec-00	174,962	691	
Jan-01	175,426	464	
Feb-01	176,014	588	
Mar-01	176,557	543	
Apr-01	176,587	30	
May-01	177,574	987	
Jun-01	178,576	1,002	
Jul-01	176,075	(2,501)	
Aug-01	177,524	1,449	
Sep-01	179,220	1,696	
Oct-01	179,528	308	
Nov-01	182,249	2,721	
Dec-01	184,153	1,904	
Jan-02	185,775	1,622	
Feb-02	186,693	918	
Mar-02	188,626	1,933	

Apr-02	270,291	5,079	1.9%	Apr-02	192,473	3,847
May-02	273,476	3,185	1.2%	May-02	194,587	2,114
Jun-02	276,786	3,310	1.2%	Jun-02	196,623	2,036
Jul-02	277,458	672	0.2%	Jul-02	196,637	14
Aug-02	278,699	1,241	0.4%	Aug-02	197,248	611
Sep-02	280,222	1,523	0.5%	Sep-02	198,145	897
Oct-02	282,798	2,576	0.9%	Oct-02	199,570	1,425
Nov-02	285,044	2,246	0.8%	Nov-02	200,650	1,080
Dec-02	287,241	2,197	0.8%	Dec-02	202,069	1,419
Jan-03	289,333	2,092	0.7%	Jan-03	203,383	1,314
Feb-03	291,016	1,683	0.6%	Feb-03	204,248	865
Mar-03	295,420	4,404	1.5%	Mar-03	206,584	2,336
Apr-03	297,303	1,883	0.6%	Apr-03	208,480	1,896
May-03	299,057	1,754	0.6%	May-03	208,624	144
Jun-03	294,331	(4,726)	-1.6%	Jun-03	205,520	(3,104)
Jul-03	287,442	(6,889)	-2.4%	Jul-03	201,088	(4,432)
Aug-03	288,260	818	0.3%	Aug-03	202,025	937
Sep-03	290,484	2,224	0.8%	Sep-03	203,558	1,533
Oct-03	293,106	2,622	0.9%	Oct-03	205,404	1,846
Nov-03	295,352	2,246	0.8%	Nov-03	207,047	1,643
Dec-03	297,192	1,840	0.6%	Dec-03	208,387	1,340
Jan-04	299,056	1,864	0.6%	Jan-04	209,705	1,318
Feb-04	300,391	1,335	0.4%	Feb-04	210,633	928
Mar-04	302,001	1,610	0.5%	Mar-04	211,733	1,100
Apr-04	303,112	1,111	0.4%	Apr-04	212,483	750
May-04	304,633	1,521	0.5%	May-04	213,377	894
Jun-04	303,404	(1,229)	-0.4%	Jun-04	212,509	(868)
Jul-04	302,952	(452)	-0.1%	Jul-04	212,175	(334)
Aug-04	302,899	(53)	0.0%	Aug-04	212,191	16
Sep-04	303,448	549	0.2%	Sep-04	212,596	405
Oct-04	304,846	1,398	0.5%	Oct-04	213,502	906
Nov-04	304,976	130	0.0%	Nov-04	213,927	425
Dec-04	305,689	713	0.2%	Dec-04	214,577	650
Jan-05	307,048	1,359	0.4%	Jan-05	215,647	1,070
Feb-05	307,586	538	0.2%	Feb-05	216,113	466
Mar-05	308,468	882	0.3%	Mar-05	216,948	835
Apr-05	309,484	1,016	0.3%	Apr-05	217,864	916
May-05	310,878	1,394	0.4%	May-05	218,420	556
Jun-05	312,208	1,330	0.4%	Jun-05	219,224	804
Jul-05	302,427	(9,781)	-3.2%	Jul-05	214,189	(5,035)
Aug-05	302,965	538	0.2%	Aug-05	214,451	262
Sep-05	302,632	(333)	-0.1%	Sep-05	213,843	(608)
Oct-05	301,596	(1,036)	-0.3%	Oct-05	212,674	(1,169)

Nov-05	301,735	139	0.0%
Dec-05	301,948	213	0.1%
Jan-06	302,061	113	0.0%
Feb-06	302,698	637	0.2%
Mar-06	301,854	(844)	-0.3%
Apr-06	301,360	(494)	-0.2%
May-06	300,687	(673)	-0.2%
Jun-06	299,052	(1,635)	-0.5%
Jul-06	284,173	(14,879)	-5.2%
Aug-06	286,438	2,265	0.8%
Sep-06	288,020	1,582	0.5%
Oct-06	289,540	1,520	0.5%
Nov-06	290,735	1,195	0.4%
Dec-06	292,852	2,117	0.7%
Jan-07	293,108	256	0.1%
Feb-07	295,019	1,911	0.6%
Mar-07	295,855	836	0.3%
Apr-07	296,661	806	0.3%
May-07	298,145	1,484	0.5%
Jun-07	298,914	769	0.3%
Jul-07	296,484	(2,430)	-0.8%
Aug-07	298,522	2,038	0.7%
Sep-07	303,067	4,545	1.5%
Oct-07	305,855	2,788	0.9%
Nov-07	308,817	2,962	1.0%
Dec-07	312,119	3,302	1.1%
Jan-08	312,675	556	0.2%
Feb-08	314,314	1,639	0.5%
Mar-08	316,976	2,662	0.8%
Apr-08	317,769	793	0.2%
May-08	320,905	3,136	1.0%
Jun-08	321,996	1,091	0.3%
Jul-08	322,173	177	0.1%
Aug-08	323,913	1,740	0.5%
Sep-08	325,359	1,446	0.4%
Oct-08	330,381	5,022	1.5%
Nov-08	329,536	(845)	-0.3%
Dec-08	329,267	(269)	-0.1%
Jan-09	331,519	2,252	0.7%
Feb-09	329,889	(1,630)	-0.5%
Mar-09	331,369	1,480	0.4%
Apr-09	337,533	6,164	1.8%
May-09	340,829	3,296	1.0%
Jun-09	342,784	1,955	0.6%
Jul-09	345,301	2,517	0.7%

Nov-05	212,463	(211)
Dec-05	212,294	(169)
Jan-06	211,991	(303)
Feb-06	211,940	(51)
Mar-06	211,085	(855)
Apr-06	210,242	(843)
May-06	209,370	(872)
Jun-06	208,029	(1,341)
Jul-06	199,243	(8,786)
Aug-06	200,550	1,307
Sep-06	201,304	754
Oct-06	202,252	948
Nov-06	202,992	740
Dec-06	204,394	1,402
Jan-07	204,561	167
Feb-07	205,692	1,131
Mar-07	206,071	379
Apr-07	206,418	347
May-07	207,323	905
Jun-07	207,765	442
Jul-07	206,024	(1,741)
Aug-07	207,123	1,099
Sep-07	209,544	2,421
Oct-07	210,812	1,268
Nov-07	212,272	1,460
Dec-07	214,044	1,772
Jan-08	214,211	167
Feb-08	215,187	976
Mar-08	216,589	1,402
Apr-08	216,731	142
May-08	218,390	1,659
Jun-08	218,856	466
Jul-08	218,689	(167)
Aug-08	219,553	864
Sep-08	220,330	777
Oct-08	223,293	2,963
Nov-08	222,682	(611)
Dec-08	222,270	(412)
Jan-09	223,443	1,173
Feb-09	221,915	(1,528)
Mar-09	222,633	718
Apr-09	226,486	3,853
May-09	228,224	1,738
Jun-09	229,095	871
Jul-09	230,493	1,398

Aug-09	346,842	1,541	0.4%
Sep-09	350,708	3,866	1.1%
Oct-09	354,698	3,990	1.1%
Nov-09	358,088	3,390	0.9%
Dec-09	357,264	(824)	-0.2%
Jan-10	357,529	265	0.1%
Feb-10	364,901	7,372	2.0%
Mar-10	367,605	2,704	0.7%
Apr-10	370,657	3,052	0.8%
May-10	374,727	4,070	1.1%
Jun-10	378,571	3,844	1.0%
Jul-10	379,171	600	0.2%
Aug-10	381,170	1,999	0.5%
Sep-10	383,897	2,727	0.7%
Oct-10	385,300	1,403	0.4%
Nov-10	387,235	1,935	0.5%
Dec-10	388,765	1,530	0.4%
Jan-11	391,054	2,289	0.6%
Feb-11	391,894	840	0.2%
Mar-11	392,000	106	0.0%
Apr-11	393,214	1,214	0.3%
May-11	394,623	1,409	0.4%
Jun-11	396,960	2,337	0.6%
Jul-11	393,111	(3,849)	-1.0%
Aug-11	394,480	1,369	0.3%

Aug-09	231,249	756
Sep-09	233,511	2,262
Oct-09	235,820	2,309
Nov-09	237,723	1,903
Dec-09	239,542	1,819
Jan-10	239,531	(11)
Feb-10	241,606	2,075
Mar-10	243,026	1,420
Apr-10	244,468	1,442
May-10	246,973	2,505
Jun-10	249,156	2,183
Jul-10	249,394	238
Aug-10	250,526	1,132
Sep-10	252,305	1,779
Oct-10	253,220	915
Nov-10	254,337	1,117
Dec-10	255,399	1,062
Jan-11	256,808	1,409
Feb-11	257,202	394
Mar-11	257,290	88
Apr-11	257,967	677
May-11	258,832	865
Jun-11	260,367	1,535
Jul-11	260,381	14
Aug-11	261,285	904

### Over 19 ONLY

MONTH	Enrollees	Change
-------	-----------	--------

	Sep-99	59,152	
-0.1%	Oct-99	58,620	(532)
0.3%	Nov-99	57,861	(759)
0.5%	Dec-99	57,571	(290)
0.1%	Jan-00	57,331	(240)
0.8%	Feb-00	57,517	186
0.5%	Mar-00	57,497	(20)
0.7%	Apr-00	57,852	355
0.5%	May-00	57,716	(136)
0.1%	Jun-00	57,370	(346)
-2.0%	Jul-00	56,908	(462)
0.6%	Aug-00	56,563	(345)
-0.1%	Sep-00	56,640	77
-0.1%	Oct-00	56,377	(263)
0.3%	Nov-00	56,298	(79)
0.4%	Dec-00	56,367	69
0.3%	Jan-01	56,787	420
0.3%	Feb-01	58,286	1,499
0.3%	Mar-01	59,564	1,278
0.0%	Apr-01	60,385	821
0.6%	May-01	61,595	1,210
0.6%	Jun-01	62,770	1,175
-1.4%	Jul-01	63,754	984
0.8%	Aug-01	64,397	643
1.0%	Sep-01	67,311	2,914
0.2%	Oct-01	68,831	1,520
1.5%	Nov-01	70,469	1,638
1.0%	Dec-01	72,615	2,146
0.9%	Jan-02	74,327	1,712
0.5%	Feb-02	75,252	925
1.0%	Mar-02	76,586	1,334

2.0%	Apr-02	77,818	1,232
1.1%	May-02	78,889	1,071
1.0%	Jun-02	80,163	1,274
0.0%	Jul-02	80,821	658
0.3%	Aug-02	81,451	630
0.5%	Sep-02	82,077	626
0.7%	Oct-02	83,228	1,151
0.5%	Nov-02	84,394	1,166
0.7%	Dec-02	85,172	778
0.7%	Jan-03	85,950	778
0.4%	Feb-03	86,768	818
1.1%	Mar-03	88,836	2,068
0.9%	Apr-03	88,823	(13)
0.1%	May-03	90,433	1,610
-1.5%	Jun-03	88,811	(1,622)
-2.2%	Jul-03	86,354	(2,457)
0.5%	Aug-03	86,235	(119)
0.8%	Sep-03	86,926	691
0.9%	Oct-03	87,702	776
0.8%	Nov-03	88,305	603
0.6%	Dec-03	88,805	500
0.6%	Jan-04	89,351	546
0.4%	Feb-04	89,758	407
0.5%	Mar-04	90,268	510
0.4%	Apr-04	90,629	361
0.4%	May-04	91,256	627
-0.4%	Jun-04	90,895	(361)
-0.2%	Jul-04	90,777	(118)
0.0%	Aug-04	90,708	(69)
0.2%	Sep-04	90,852	144
0.4%	Oct-04	91,344	492
0.2%	Nov-04	91,049	(295)
0.3%	Dec-04	91,112	63
0.5%	Jan-05	91,401	289
0.2%	Feb-05	91,473	72
0.4%	Mar-05	91,520	47
0.4%	Apr-05	91,620	100
0.3%	May-05	92,458	838
0.4%	Jun-05	92,984	526
-2.3%	Jul-05	88,238	(4,746)
0.1%	Aug-05	88,514	276
-0.3%	Sep-05	88,789	275
-0.5%	Oct-05	88,922	133

-0.1%	Nov-05	89,272	350
-0.1%	Dec-05	89,654	382
-0.1%	Jan-06	90,070	416
0.0%	Feb-06	90,758	688
-0.4%	Mar-06	90,769	11
-0.4%	Apr-06	91,118	349
-0.4%	May-06	91,317	199
-0.6%	Jun-06	91,023	(294)
-4.2%	Jul-06	84,930	(6,093)
0.7%	Aug-06	85,888	958
0.4%	Sep-06	86,716	828
0.5%	Oct-06	87,288	572
0.4%	Nov-06	87,743	455
0.7%	Dec-06	88,458	715
0.1%	Jan-07	88,547	89
0.6%	Feb-07	89,327	780
0.2%	Mar-07	89,784	457
0.2%	Apr-07	90,243	459
0.4%	May-07	90,822	579
0.2%	Jun-07	91,149	327
-0.8%	Jul-07	90,460	(689)
0.5%	Aug-07	91,399	939
1.2%	Sep-07	93,523	2,124
0.6%	Oct-07	95,043	1,520
0.7%	Nov-07	96,545	1,502
0.8%	Dec-07	98,075	1,530
0.1%	Jan-08	98,464	389
0.5%	Feb-08	99,127	663
0.7%	Mar-08	100,387	1,260
0.1%	Apr-08	101,038	651
0.8%	May-08	102,515	1,477
0.2%	Jun-08	103,140	625
-0.1%	Jul-08	103,484	344
0.4%	Aug-08	104,360	876
0.4%	Sep-08	105,029	669
1.3%	Oct-08	107,088	2,059
-0.3%	Nov-08	106,854	(234)
-0.2%	Dec-08	106,997	143
0.5%	Jan-09	108,076	1,079
-0.7%	Feb-09	107,974	(102)
0.3%	Mar-09	108,736	762
1.7%	Apr-09	111,047	2,311
0.8%	May-09	112,605	1,558
0.4%	Jun-09	113,689	1,084
0.6%	Jul-09	114,808	1,119

0.3%	Aug-09	115,593	785
1.0%	Sep-09	117,197	1,604
1.0%	Oct-09	118,878	1,681
0.8%	Nov-09	120,365	1,487
0.8%	Dec-09	117,722	(2,643)
0.0%	Jan-10	117,998	276
0.9%	Feb-10	123,295	5,297
0.6%	Mar-10	124,579	1,284
0.6%	Apr-10	126,189	1,610
1.0%	May-10	127,754	1,565
0.9%	Jun-10	129,415	1,661
0.1%	Jul-10	129,777	362
0.5%	Aug-10	130,644	867
0.7%	Sep-10	131,592	948
0.4%	Oct-10	132,080	488
0.4%	Nov-10	132,898	818
0.4%	Dec-10	133,366	468
0.6%	Jan-11	134,246	880
0.2%	Feb-11	134,692	446
0.0%	Mar-11	134,710	18
0.3%	Apr-11	135,247	537
0.3%	May-11	135,791	544
0.6%	Jun--11	136,593	802
0.0%	Jul-11	132,730	(3,863)
0.3%	Aug-11	133,195	465