Sustainability Performance Plan

FY 2021

Department of Developmental Services

Prepared by Scott McWilliams
Senior Sustainability Officer

Approved by Jordan A. Scheff
Commissioner

This report was written in compliance with section 5 of Executive Order 1.

greenergovCT
A Lead by Example Initiative

EO 1 Background

On April 24, 2019, Governor Lamont launched the GreenerGov CT initiative by signing Executive Order 1 (EO 1) which directs Executive Branch agencies to advance environmental leadership and cost savings for taxpayers by reducing greenhouse gas emissions and other sustainability objectives in energy use in buildings and vehicles, water use, and waste disposal.

EO 1 calls on agencies to recommit to and expand the state's Lead by Example (LBE) program to reduce the operating costs and environmental impacts of state government facilities and operations. EO 1 builds on the foundation of the state's LBE program by setting new sustainability goals, listed below, for Executive Branch agencies and invoking deeper levels of commitment and participation.

GHG
45% reduction in GHG emissions below 2001 levels

WATER
10% reduction in water consumption from a FY20 baseline

WASTE
25% reduction in waste disposal from a FY20 baseline

Since the GreenerGov CT initiative was launched, significant progress has been made towards laying the groundwork for expanded LBE initiatives in the future: governance structures were established, baseline data was collected, and financing and project strategies were developed. Additionally, agencies reported completing or making progress on 90+ sustainability projects in FY20 in the annual agency Sustainability Performance Plans. Sustainability Performance Plans are plans drafted each year by Senior Sustainability Officers to detail agency progress and necessary goals, actions, and responsible parties to achieve the targets set in EO 1.

In 2020 and 2021, agencies continued to navigate the COVID-19 pandemic. As many agencies returned to the office in 2021, the GreenerGov CT leadership encouraged agencies to use the return to the office from teleworking as an opportunity to refresh staff practices and to take on new sustainability initiatives. The FY21 Sustainability Performance Plan includes a summary of sustainability actions initiated as part of the "Returning to the Office Greener" call to action.

EO 1 Participation Overview

DDS's Mission

The mission of the Department of Developmental Services (DDS) is to partner with the individuals we support and their families, to support lifelong planning and to join with others to create and promote meaningful opportunities for individuals to fully participate as valued members of their communities.

FY21 Participation Overview

DDS has achieved Level 1 (current energy invoices entered) compliance and is participating in the renewable energy and reporting project teams. The Department implemented projects (described below) in fiscal year 2021 to improve sustainability.

Participating Agency Staff

Scott McWilliams
Linda Gamache
Warren Schilling

2

Sustainability Projects

including projects relating to infrastructure improvements or behavioral change that took place in owned, leased, or occupied space and were either in progress or completed in FY21

Sustainability Projects

Project 1

What: Changing electric water heater (40 gallon) to propane-fired tankless water heaters in all buildings.

Where: Camp Harkness

Project type: Structural - Combination

Status: Completed in FY 2021

Benefits: Tankless systems produce hot water only when needed reducing energy use and utility bills.

Project 2

What: Installing new low consumption fixtures and lighting in the bath house.

Where: Camp Harkness

Project type: Structural - GHG - Building energy efficiency

Status: Completed in FY 2021

Benefits: Reduced energy use and utility bills.

Performance Data

The following data was pulled from EnergyCAP, the state's utility tracking software, on December 9, 2021. Note that utility data on agencies occupying space owned by another state agency may not be linked to their EnergyCAP accounts.

Data Completeness

The charts below display the estimated percent of utility data for DDS entered into EnergyCAP. More recently uploaded data may still be 'in queue' awaiting processing by EnergyCAP and will not be reflected in this report.

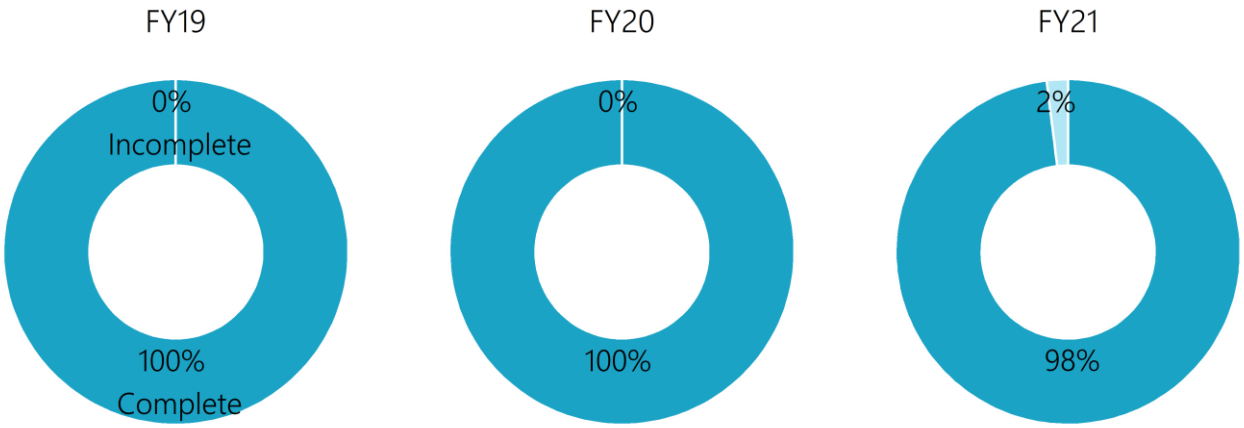

Data Trends, FY19-FY21

The charts below summarize the total utility expenditures and total GHG emissions for DDS for FY19-FY21. Keep in mind that data that is missing or not yet processed in EnergyCAP may cause these numbers to be artificially low.

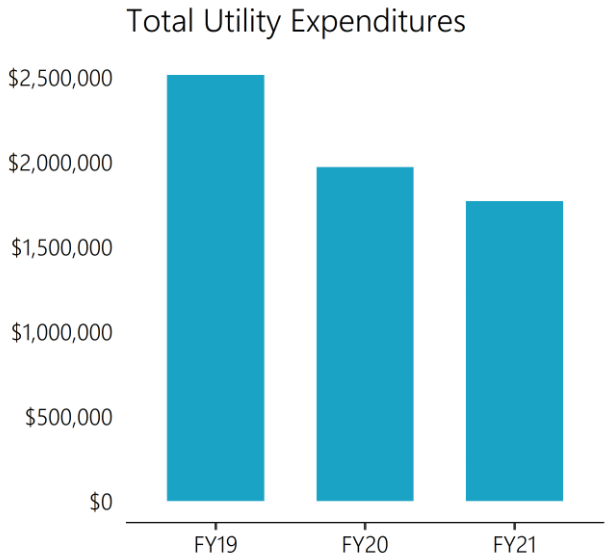

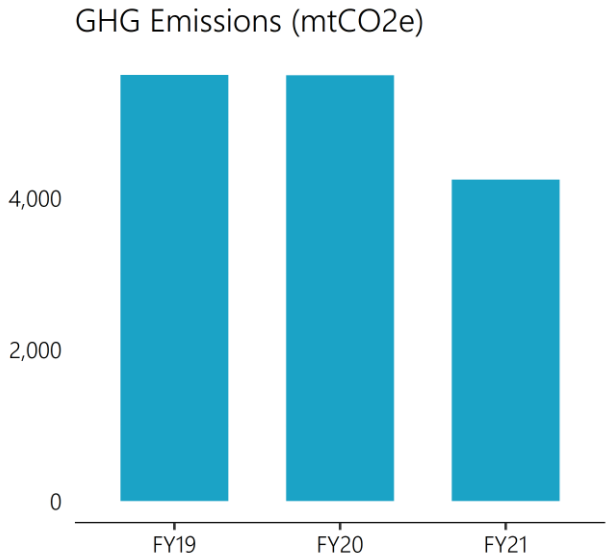

Performance Data cont.

Data Trends, FY19-FY21 - Continued

The charts below summarize the water and gas/diesel use for DDS for FY19-FY21. Keep in mind that data that is missing or not yet processed in EnergyCAP may cause these numbers to be artificially low.

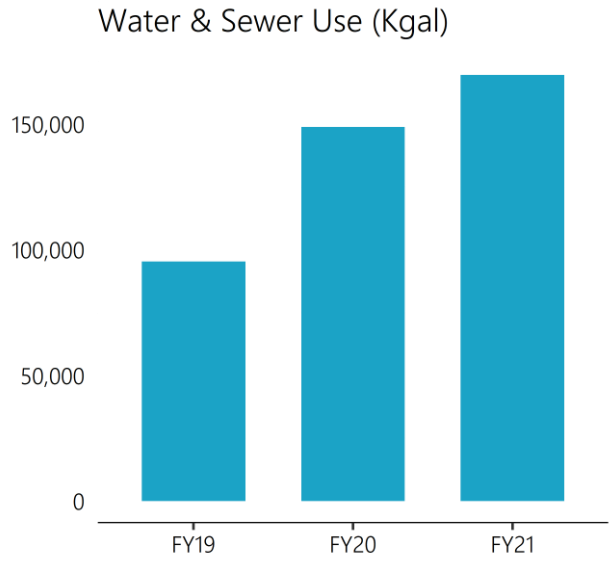

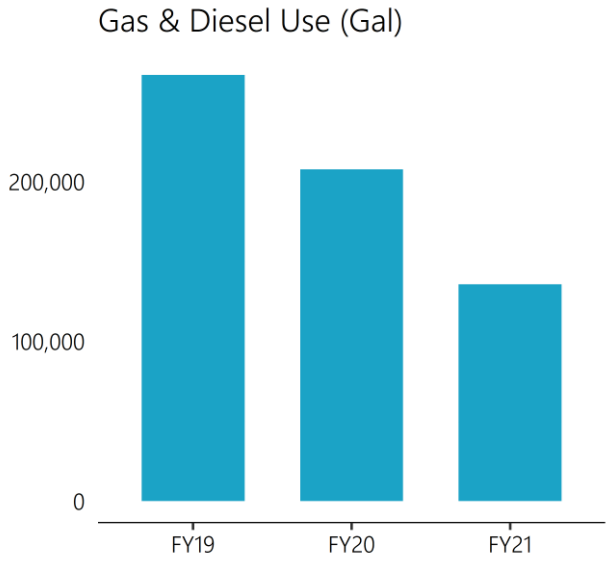

Detailed Utility Use and Cost Data

The table below summarizes the utility use and cost data for DDS for FY19-FY21 according to data pulled from EnergyCAP on December 9, 2021. As mentioned previously, keep in mind that this data may be incomplete.

		Use				Cost			
Commodity	**Unit**	**FY19**	**FY20**	**FY21**	**FY19-21 Change**	**FY19**	**FY20**	**FY21**	**FY19-21 Change**
Electric	kWh	3,859,183	3,673,593	3,506,045	-9.2%	$769,967	$711,350	$669,707	-13.0%
Natural Gas	CCF	182,033	194,308	199,682	+9.7%	$511,962	$232,649	$263,474	-48.5%
Oil	Gal	108,488	168,287	92,916	-14.4%	$225,727	$179,950	$160,116	-29.1%
Propane	Gal	39,229	21,313	20,310	-48.2%	$23,743	$23,089	$30,592	+28.8%
Vehicle Gasoline	Gal	261,246	204,342	131,571	-49.6%	$702,752	$494,508	$332,874	-52.6%
Vehicle Diesel	Gal	5,558	3,442	4,275	-23.1%	$18,065	$10,190	$12,011	-33.5%
Total GHG Emissions	**mtCO2e**	**5,623**	**5,619**	**4,241**	**-24.6%**	**-**	**-**	**-**	**-**
Water	Kgal	61,694	77,523	88,544	+43.5%	$132,714	$135,882	$126,205	-4.9%
Sewer	Kgal	33,641	71,373	81,021	+140.8%	$129,564	$182,745	$174,483	+34.7%
Total	**-**	**-**	**-**	**-**	**-**	**$2,514,494**	**$1,970,363**	**$1,769,463**	**-29.6%**

*Gasoline and diesel costs estimated based on average monthly cost from EIA.gov, $2.53 for gasoline and $2.81 for diesel in FY21; $2.42 for gasoline and $2.96 for diesel in FY20; $2.69 for gasoline and $3.25 for diesel in FY19.

Performance Data cont.

FY21 Data Snapshot

The charts below highlight the breakdown of utility expenditures and GHG emissions by commodity for FY21.

Commodity Cost Breakdown, FY21

The chart below represents the breakdown of commodity costs at DDS in FY21.

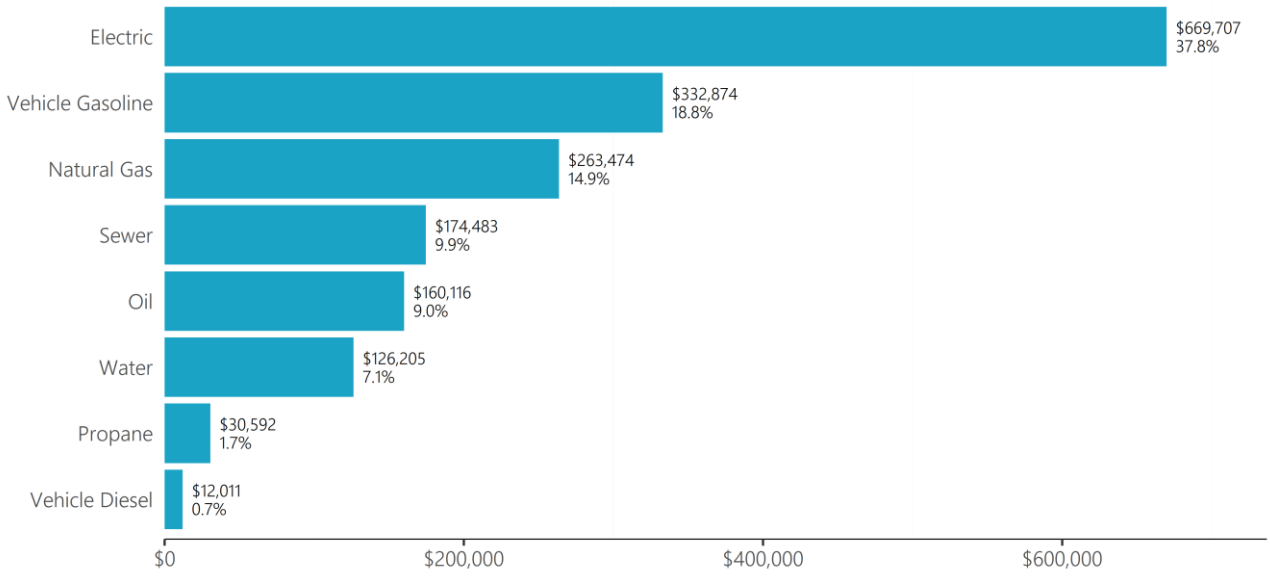

GHG Emissions Breakdown, FY21

The chart below represents the breakdown of GHG emissions by commodity at DDS in FY21.

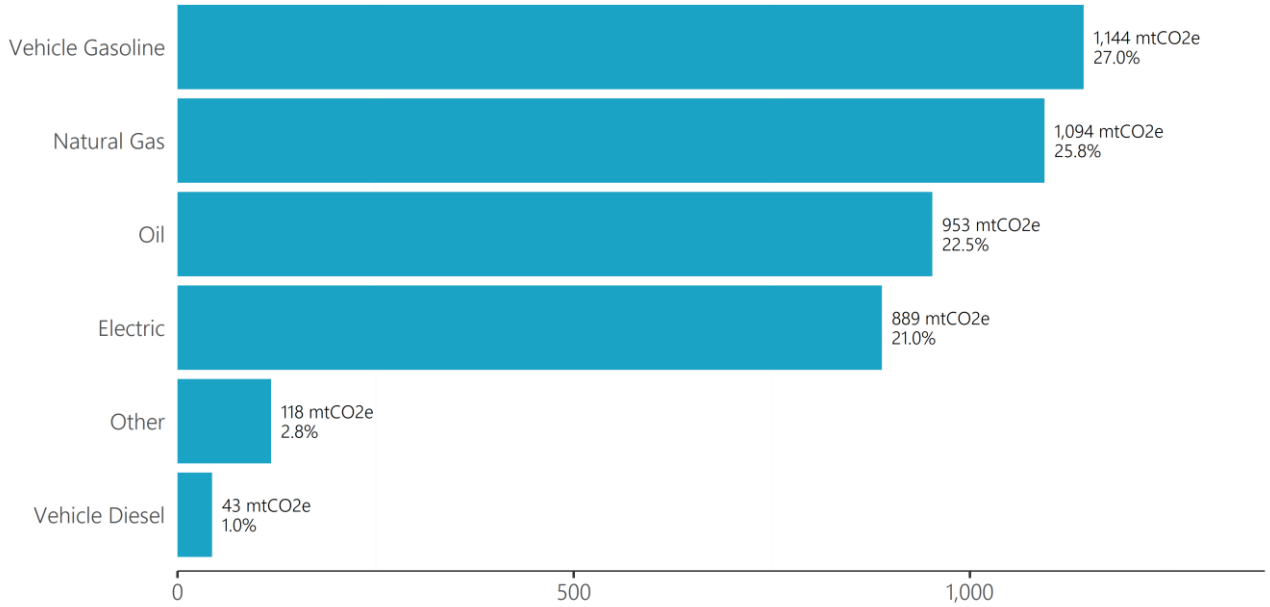

Return to the Office Greener

In FY21, the GreenerGov CT leadership encouraged agencies to use the return to the office from teleworking due to the COVID-19 pandemic as an opportunity to refresh staff practices and habits and to take on new sustainability initiatives. Eleven actions were presented as possible strategies for a more sustainable return to the office, and agencies were asked to pick three actions not already in process. The actions for DDS are highlighted below.

Returning to the Office Greener Suggested Actions

1.	Identify agency vehicles which could be transitioned to electric models.	
2.	Have a No-Cost retro commissioning scoping study to identify HVAC improvement and controls opportunities.	
3.	Sign up a building to participate in Eversource's Strategic Energy Management program.	
4.	Have a free building energy audit performed to identify basic opportunities to upgrade lighting or weatherization.	
5.	Perform a water audit to identify opportunities for fixture replacement or conservation actions.	✓
6.	Check for water leaks using the Fix-A-Leak Checklist.	✓
7.	Assess the feasibility of hosting solar on your buildings or property.	✓
8.	Optimize your dumpster size and pickup schedule.	
9.	Start an organics diversion/collection program.	
10.	Tune up recycling practices.	✓
11.	Make a Green Team of staff invested in making space and operations more sustainable.	
12.	Other actions	

COVID-19 Impact

Impact of COVID-19 on DDS's ability to make progress on the goals of EO 1 in FY21

DDS is a direct care agency and funds direct care private non-profits. During the COVID-19 pandemic we have had to focus on supporting the individuals we serve and the private non-profit providers we fund.

COVID-19 changes that have led to a positive sustainability outcome that will continue after the pandemic

Strategically evaluating building footprint needed for agency work	
Reassessing agency fleet	✓
Holding virtual meetings as a more regular practice	✓
Increased telework as a regular practice	✓
No changes to report	
Other	

Future Planning

Status of FY20 Plans

	Progress has been made	Progress has stalled	Plans have been completed.	Stated plans no longer a priority	Other
GHG Reduction		✓			
Water Use Reduction		✓			
Waste Reduction		✓			

Sustainability Plans Beyond FY21

GHG Reduction

1) Installing energy efficient heat pumps in at least five locations. Exact location TBD.
2) Having the free building energy audit performed at all of our group homes.
3) Looking at installing solar at Camp Harkness and having a survey done to identify other possible locations for the installation of solar.

Water Use Reduction

No plans reported.

Waste Reduction

No plans reported.

Resources Needed

Barriers encountered while making EO 1 progress in FY21

Funding	✓
Staffing	✓
Technical expertise	
No barriers encountered	
Other	

Specific type of support or resources needed to make progress on future sustainability projects

DDS needs staff to focus on sustainability projects.