


January 2020

Sustainability Performance Plan

Office of Early Childhood



greenergovCT

Approvals



Prepared by Chris Lyddy
OEC Senior Sustainability Officer



Approved by Beth Bye
OEC Commissioner

This report was written in compliance with section 5 of Executive Order 1.

Brief EO 1 Background

Released by Governor Ned Lamont on April 24, 2019, Executive Order 1 (EO 1) directs Executive Branch agencies to demonstrate environmental leadership and cost savings by reducing their greenhouse gas emissions from energy use in buildings and vehicles, and reducing water use and waste generation.

Immense planning and mobilization are underway to make progress on EO 1. Data collection is advancing to gather the necessary baseline data for benchmarking progress, and ongoing data collection will continue into the future. The initial data collection process will be completed in July 2020 and thereafter will provide a baseline from which to measure progress going forward. In addition, inter-agency project teams have been formed and are working to develop a suite of sustainability strategies and guidance to help agencies achieve the environmental targets set forth in EO 1.

GHG

45% reduction in GHG emissions below 2001 levels

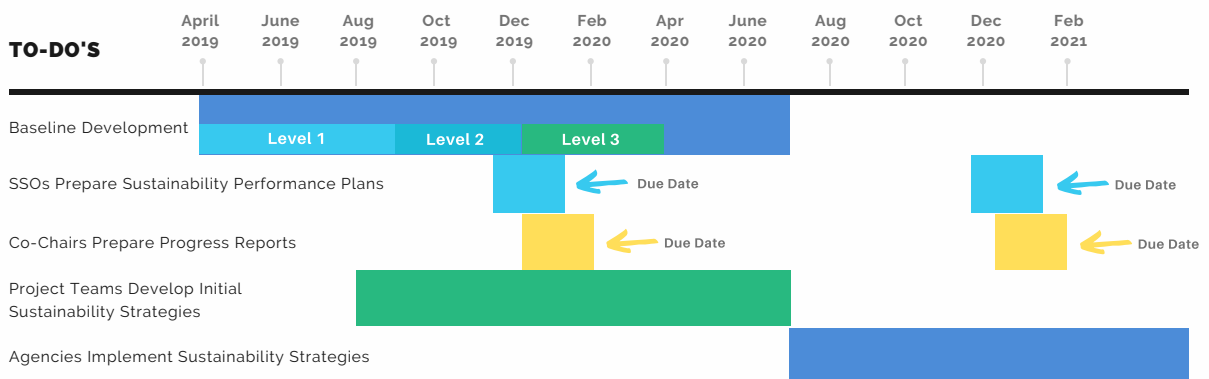
WATER

10% reduction in water consumption from a FY20 baseline

WASTE

25% reduction in waste disposal from a FY20 baseline

EO 1 calls for Senior Sustainability Officers to draft annual Sustainability Performance Plans to detail agency progress and necessary goals, actions, and responsible parties to achieve the targets set in EO 1. This plan will evolve next year once all baseline data has been collected and agencies are encouraged to begin implementing sustainability strategies.



OEC and EO 1

Agency mission

Agency participation in the joint EO 1 and Greener Gov CT initiative

Key agency staff involved in EO 1

Performance Data

The following data was captured based on your agency's profile in the state utility tracking software: EnergyCAP. Future reports will compare data from the previous year.

OEC

Category	Use	Cost
FY 19 Building Energy Use*	N/A	N/A
FY 19 Vehicle Gasoline Use**	14,780 Gallons	\$37,986
FY 19 Vehicle Diesel Use	N/A	N/A
FY 19 Total GHG Emissions	128 mtCO₂e	
FY 19 Building Water Use	N/A	N/A
FY 19 Total Utility Costs		\$37,986

*Building energy use includes electric, natural gas, oil, propane, steam, and chilled water.

**Gasoline and diesel cost estimated based on average weekly cost from FY19 from EIA.gov, \$2.57 for gasoline and \$3.18 for diesel.

A NOTE ABOUT THIS DATA

This data was pulled from EnergyCAP on November 20, 2019. It is consistently improving in accuracy as historical and building-specific data is populated. Baseline data collection will be completed in April 2020.

EnergyCAP is a utility bill tracking and energy management software that allows the state to track its complex array of buildings, accounts and meters. Individual user accounts and training can be set up for agencies to gain access to this tool and take control of how their buildings are performing.


EnergyCAP[®]

Performance Data cont.

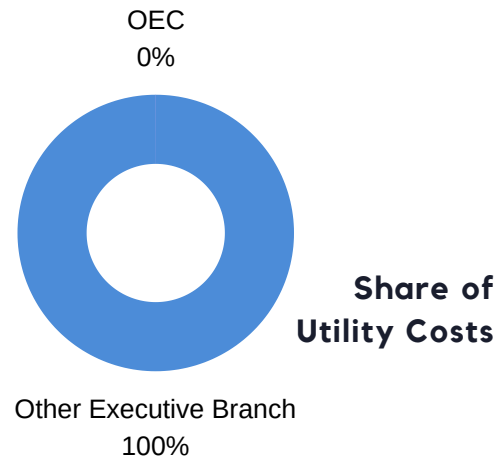
The graphs below provide a snapshot of your agency's utility use and costs for FY2019.

At this time, utility data on agencies occupying space owned by another state agency may or may not be linked to their EnergyCAP accounts. Future reporting aims to link utility data consistently to agencies using spaces they don't own.

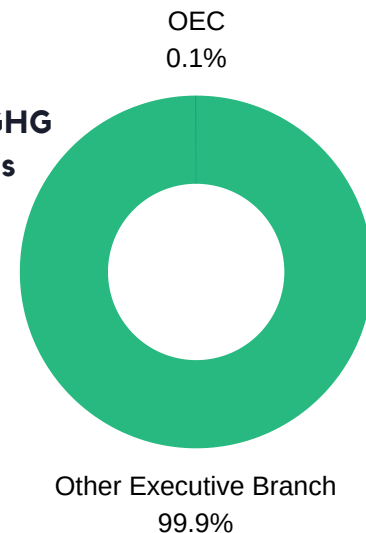
Commodity Cost Breakdown



Commodity	FY19 Cost	Cost Breakdown
Gasoline	\$37,986	100%



Share of GHG Emissions



Sustainability Projects

How many projects has your agency implemented that had a positive impact on sustainability in FY2019? Include projects relating to infrastructure improvements as well as behavioral change that took place in owned, leased, or occupied space and were either in progress or completed in FY2019.

Please provide more detail on up to **three** of your agency's FY2019 projects below and on the next page.

1

Project location (indicate leasing or ownership structure):

Type of Project:

Agencies Involved:

Brief Description:

Implementation Status and Timeline:

Realized or Anticipated Benefits:

2

Project location (indicate leasing or ownership structure):

Type of Project:

Agencies Involved:

Brief Description:

Implementation Status and Timeline:

Realized or Anticipated Benefits:

Sustainability Projects cont.

3

Project location (indicate leasing or ownership structure):

Type of Project:

Agencies Involved:

Brief Description:

Implementation Status and Timeline:

Realized or Anticipated Benefits:

Barriers encountered while making progress on EO 1 in FY2019

Future Planning

GHG Reduction (energy/fleet related)

GHG-reducing structural or behavioral project(s)
OEC hopes to undertake in 2020

Water Reduction

Water-reducing structural or behavioral project(s)
OEC hopes to undertake in 2020

Waste Reduction

Waste-reducing structural or behavioral project(s)
OEC hopes to undertake in 2020

Future Planning cont.

General support and/or resources needed to make progress on this project(s) beyond this reporting period

Areas in which OEC's broader mission and day-to-day activities will be shifted to incorporate sustainability