GREENERGOV CT

STEERING COMMITTEE MEETING

Welcome!

From the Co-Chairs

COMMISSIONER
KATIE S. DYKES
DEEP

SECRETARY JEFF BECKHAM
OPM

COMMISSIONER
MICHELLE GILMAN
DAS

GREENERGOV CT

AGENDA

WELCOME AND INTRODUCTIONS

GREENERGOV CONTEXT, STRUCTURE AND GOVERNANCE

SENIOR SUSTAINABILITY OFFICER ROLE AND RESOURCES

NEXT STEPS AND DISCUSSION

GREENERGOV CT

STEERING COMMITTEE

JANUARY 30, 2024

CONTEXT, STRUCTURE AND GOVERNANCE

GREENERGOV CT

TARGETS

Executive Order 21-3	
Organics & food waste program	2024
Plan for zero GHG for new construction & renovations	
1% divest of state buildings	2030
Electricity purchased 100% zero carbon	
Leased state vehicles zero emissions	
Plan to heating & cooling systems	
Solar capacity increase of 10,000kWDC	

Executive Order 1
Reduce GHG by 45% below 2001 levels by 2030
Reduce 25% waste by 2030 from a 2020 baseline
Reduce 10% water consumption by 2030 from a 2020 baseline

PROGRESS TO DATE

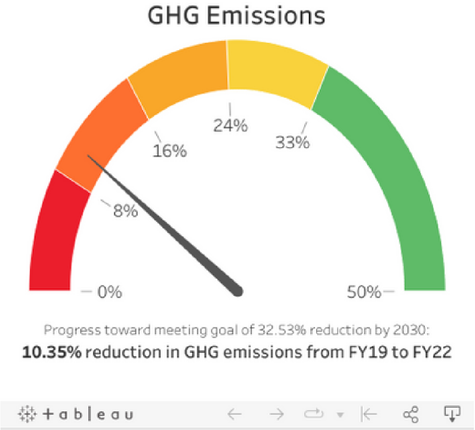

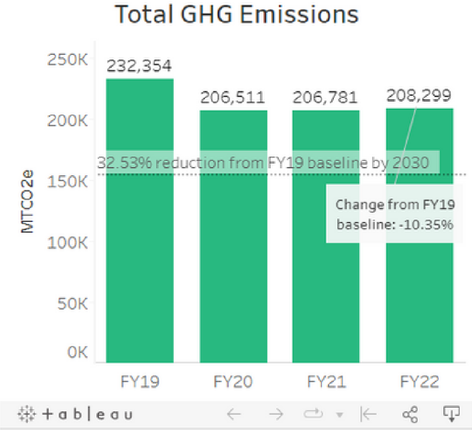

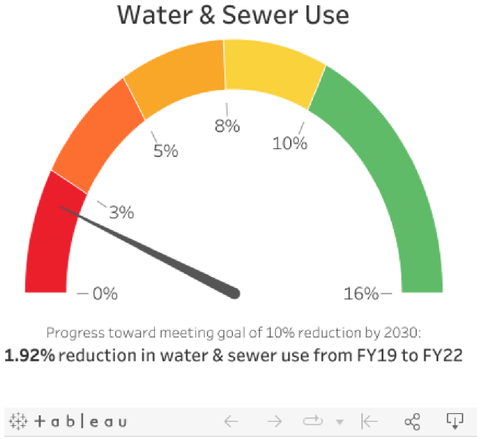

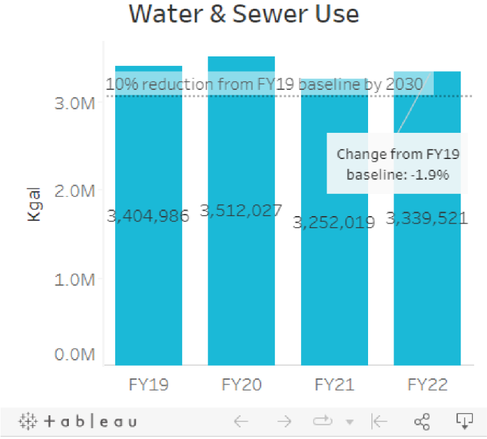

The charts below highlight progress towards meeting the goals established in EO 21-3.

Organics and Food Waste Diversion

By 2024, all Executive Branch agency facilities, to the extent practicable, shall implement an organics and food waste diversion program.

As of FY22 two out of the state's 114 office facilities (or 1.75%) offered composting services.

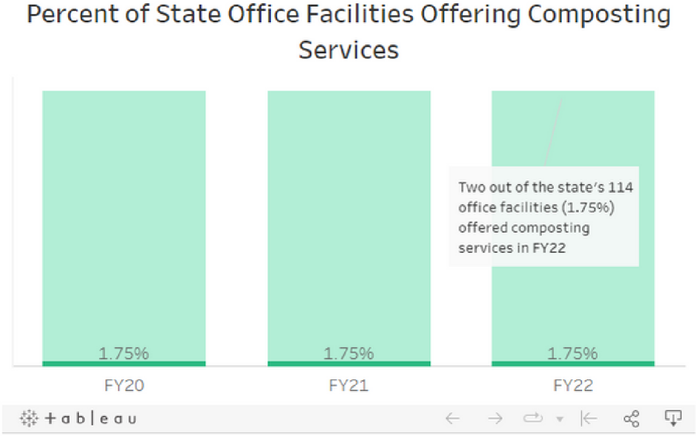

Zero Carbon Electricity

By 2030, all electricity purchased and generated by Executive Branch will be 100% zero carbon.

This goal is measured by the percent of renewable electricity usage purchased and generated by the Executive Branch.

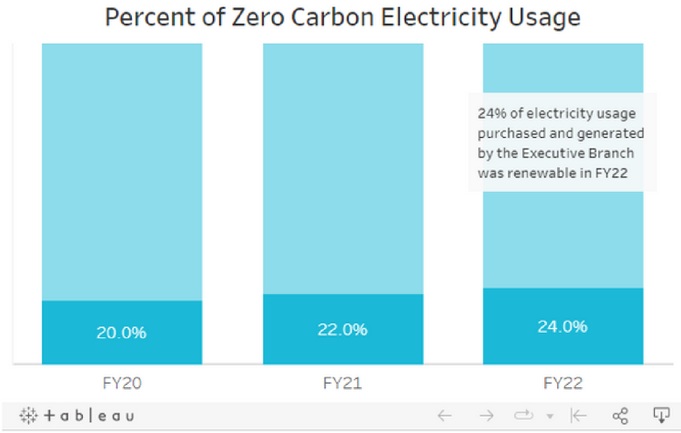

PROGRESS TO DATE

Zero Emission Vehicles

By 2030, all newly leased light duty state vehicles shall be zero emission vehicles.

This goal is measured by the percentage of newly leased vehicles that are electric vehicles (EVs).

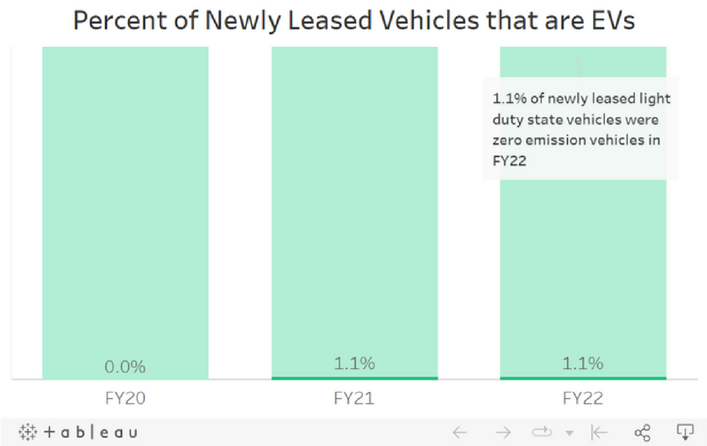

Building Square Footage

By 2024, the State shall divest 1% of all Executive Branch building square footage, and an additional 2% by 2028.

This goal is measured by the change in Executive Branch square footage from a FY19 baseline.

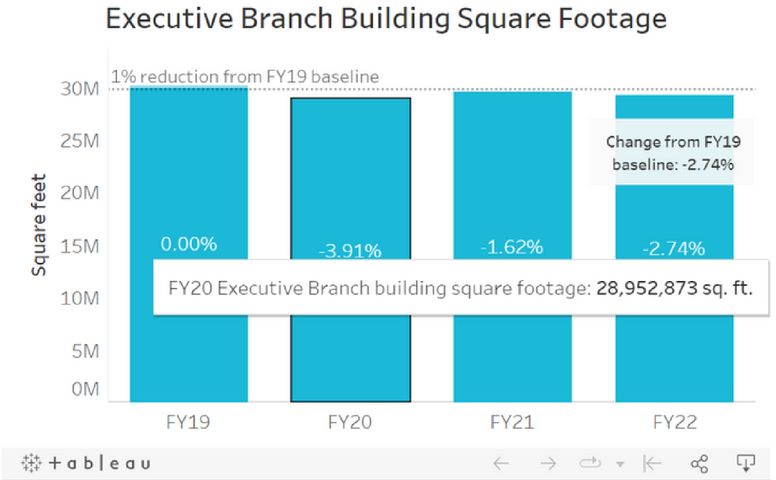

Solar Capacity

The State shall deploy an average of 10,000 kWDC of new solar capacity annually for the next 10 years.

This goal is measured by the total planned solar capacity (kWDC) each year from FY20 through FY30.

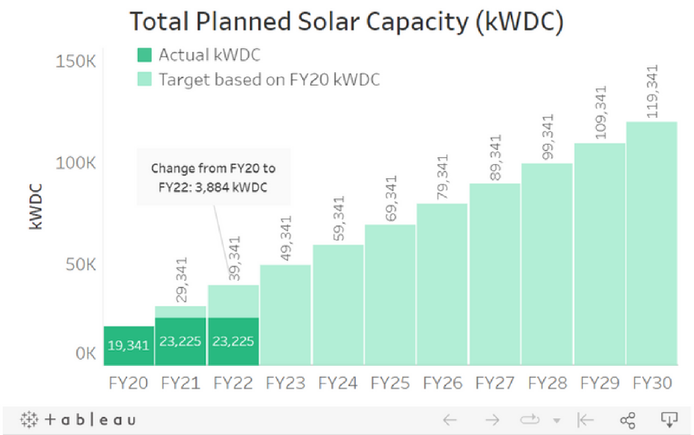

GHG Emissions from Building Energy Use

The state shall commit to reducing Executive Branch building GHG emissions by at least 1% annually.

This goal is tracked by measuring the GHG emissions (MTCO2e) from Executive Branch agency buildings over time.

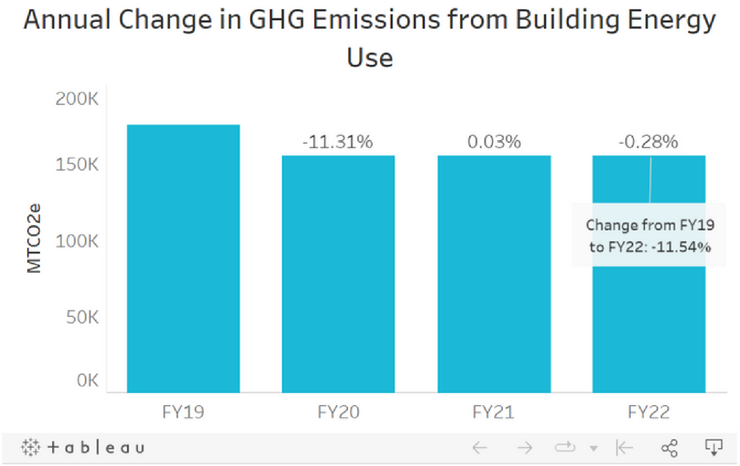

DEPARTMENT OF ENERGY AND ENVIRONMENTAL PROTECTION
Katie Dykes, *Commissioner*

OFFICE OF POLICY AND MANAGEMENT
Jeffrey Beckham, *Secretary*

DEPARTMENT OF ADMINISTRATIVE SERVICES
Michelle Gilman, *Commissioner*

STEERING COMMITTEE

IMPACT SUBCOMMITTEES

- Renewable Energy
- Energy Efficiency
- Sustainable Materials Management
- Sustainable Water Use
- Clean and Efficient Transportation

SYSTEM SUBCOMMITEES

- Process Improvement
- Reporting
- Public Engagement
- Sustainability in Leased Spaces

40 Agencies ○ 29 Directed ○ 11 Voluntary

QUINEBAUG VALLEY STATE FISH HATCHERY

QUINEBAUG PROJECT

QUINEBAUG PROJECT

HVAC DECARBONIZATION PLANNING

SOLAR POWER PURCHASE AGREEMENTS

DOC PROJECT

SENIOR SUSTAINABILITY OFFICER ROLE AND RESOURCES

GREENERGOV CT

SSO RESPONSIBILITIES

Lead	Represent	Report
Lead agency efforts to comply with E.O.1	Represent the agency on the Steering Committee	Report quarterly to the head of the agency & the Steering Committee

RECOGNITION

AWARDS CEREMONY CATEGORIES

AGENCY CHANGEMAKER

Individuals striving to transform their state agency.

Measurable improvements in the energy, water & waste sectors.

Up to two individuals per state entity.

MOST IMPACTFUL PROJECT

Significant & measurable improvements.

Energy, water conservation, or waste management.

INNOVATION AWARD

Exceptional public sector sustainability innovation.

Up to two individuals of a state entity.

RESOURCES


Return to the Office Greener
We are encouraging agencies to use the Return to the Office as an opportunity to refresh staff practices and habits, and take on some new initiatives.
Water
GHG
Waste
Cross-Sector
1
2
3
4

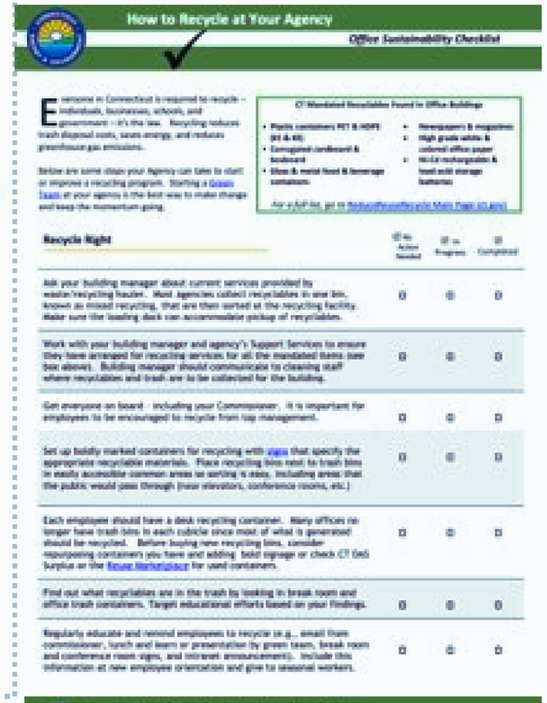
How to Recycle at Your Agency
Office Sustainability Checklist
Recycle Right


Fight Leaks and Water Waste in your Facility with WaterSense
Did You Know?
Start by Gathering Information
1 Track your water and energy usage
2 Don't wait for the bill to see you have a problem
3 Set up alerts
4 Add leak detection to daily facility rounds
EPA WaterSense


Water
GHG
Waste
Cross-Sector
5
6
7
8
9
Check for water leaks
Assess the feasibility of hosting solar on your buildings or property
Optimize your dumpster size and pickup schedule
Start an organics diversion/collection program


How to Recycle at Your Agency
Office Sustainability Checklist
Example of common area recycling and trash bins
Example of workspace recycling and trash containers
Next Steps
Going Above and Beyond
Example of recycling signage


Checklist for Spotting Water Waste
Throughout the facility:
In the restroom:
In the mechanical spaces:
Outdoors:
In the kitchen:
epa.gov/watersense

GREENERGOV CT PORTAL

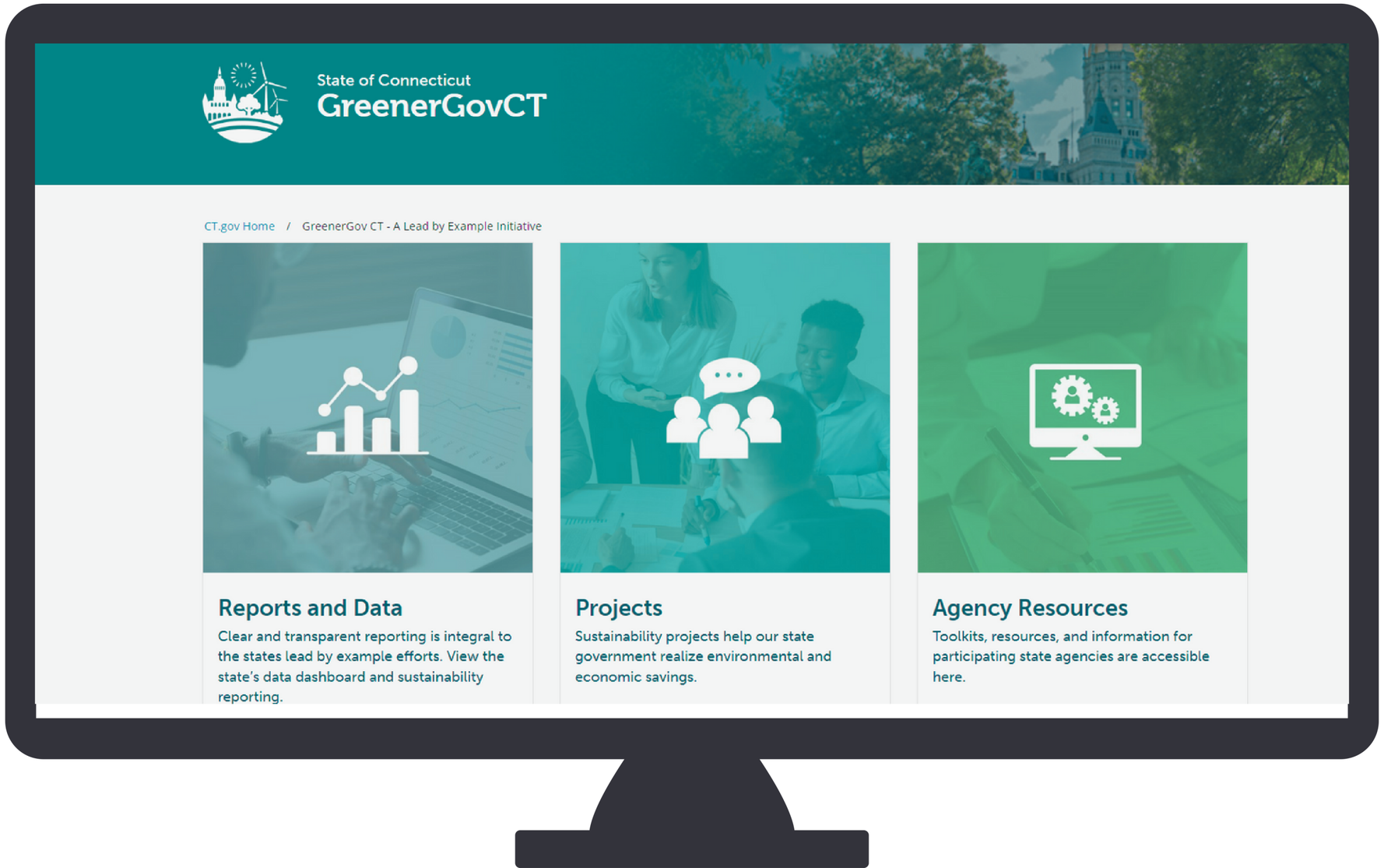

ENERGY OPPORTUNITIES FOR STATE AGENCIES

Contacts:

Dana Mowry, Eversource

dana.mowry@eversource.com

Jim Beatrice, UI

jbeatrice@uinet.com

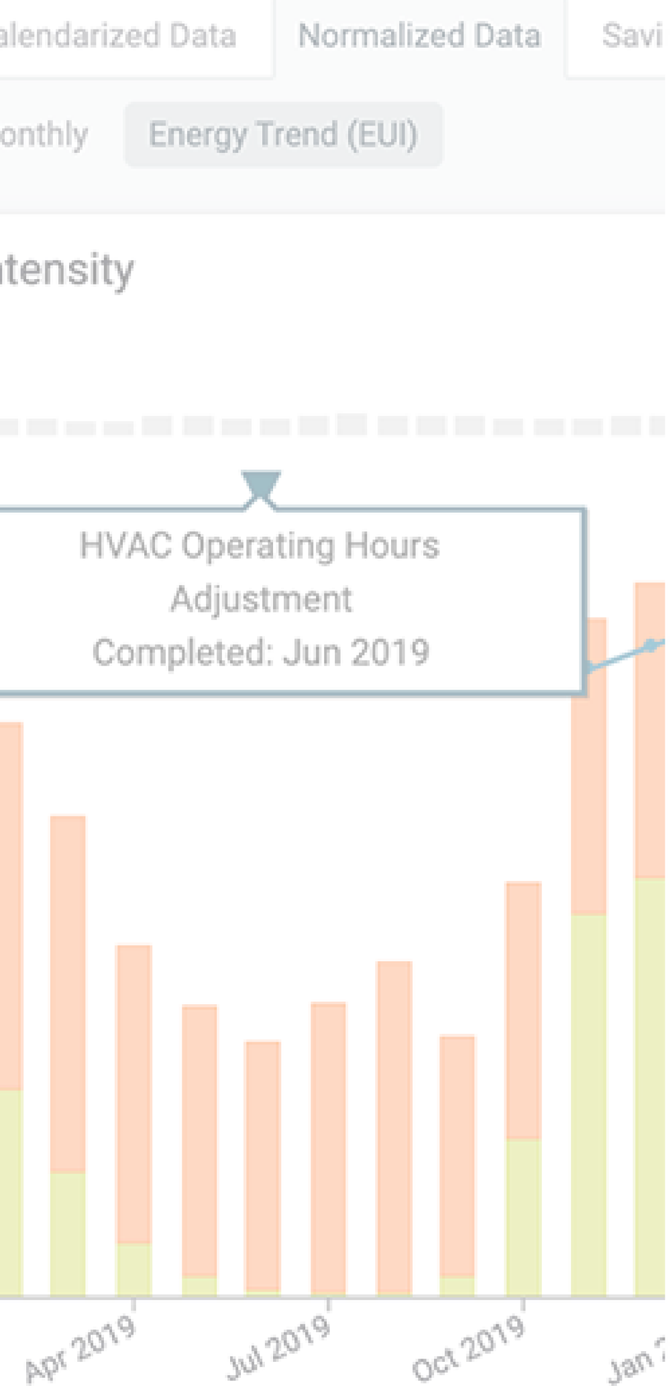
alendarized Data
Normalized Data
Savi
onthly
Energy Trend (EUI)
tensity
HVAC Operating Hours
Adjustment
Completed: Jun 2019
Apr 2019
Jul 2019
Oct 2019

ENERGYCAP®

NEXT STEPS AND DISCUSSION

GREENERGOV CT

thank you!

REACH OUT TO US AT:

DEEP.LEADBYEXAMPLE@CT.GOV

GREENERGOV CT