



Log in

[Forgot Username or Password?](#)

Logging in for the first time?

[Create a Username](#)

Filing an Extension (Non-Logged In)

Register a new business, file returns and make payments without creating a myconnect username. Available forms to file non-logged on include: Attorney Occupational Tax, Estate and Gift Tax, and Controlling Interest Tax. For other returns and filing options, login with your Connecticut Registration Number.

- > [New Business/Need a CT Registration Number?](#)
- > [Make a Bill Payment](#)
- > [Apply/Renew Tax Exemption Form](#)
- > [File Returns/Extension](#)

Individuals can make payments and file certain forms without logging in. Click on a link below for more options. DRS recommends you create a username for all filing transactions.

- > [Make a Payment or Estimated Payment](#)
- > [File Returns/Taxes](#)
- > [File an Extension](#)
- > [Where's my Refund?](#)
- > [What's My 1099-G Amount?](#)
- > [Upload Earned Income Tax Credit \(EITC\) Documents](#)
- > [File your Earned Income Tax Credit \(EITC\) Protest](#)
- > [View Tax Calculators](#)

Shortcuts to other DRS resources

- > [Make a Warrant Payment](#)
- > [myCTREC - Connecticut Real Estate Conveyance Tax Electronic Filing Portal](#)
- > [Earned Income Tax Credit Information \(EITC\)](#)
- > [DRS Publications](#)
- > [New Businesses Portal](#)
- > [Individual Income Tax Information](#)
- > [Third Party Bulk Filers Information](#)





The data you see in this tutorial is completely fictitious. It was made for instructional purposes only. Any resemblance to a real person or business is completely coincidental.





Username

Password



In the Individuals panel, click the **File an Extension** hyperlink.



Businesses

Register a new business, file returns and make payments without creating a myconneCT username. Available forms to file non-logged on include: Attorney Occupational Tax, Estate and Gift Tax, and Controlling Interest Tax. For other returns and filing options, login with your Connecticut Registration Number.

- > [New Business/Need a CT Registration Number?](#)
- > [Make a Bill Payment](#)
- > [Apply/Renew Tax Exemption Form](#)
- > [File Returns/Extension](#)



Individuals

Individuals can make payments and file certain forms without logging in. Click on a link below for more options. DRS recommends you create a username for all filing transactions.

- > [Make a Payment or Estimated Payment](#)
- > [File Returns/Taxes](#)
- > [File an Extension](#)
- > [Where's my Refund?](#)
- > [What's My 1099-G Amount?](#)
- > [Upload Earned Income Tax Credit \(EITC\) Documents](#)
- > [File your Earned Income Tax Credit \(EITC\) Protest](#)
- > [View Tax Calculators](#)



Additional Resources

Shortcuts to other DRS resources

- > [Make a Warrant Payment](#)
- > [myCTREC - Connecticut Real Estate Conveyance Tax Electronic Filing Portal](#)
- > [Earned Income Tax Credit Information \(EITC\)](#)
- > [DRS Publications](#)
- > [New Businesses Portal](#)
- > [Individual Income Tax Information](#)
- > [Third Party Bulk Filers Information](#)





< Home



Individual Extension

File a 1040/1040-NRPY Individual Income tax Extension

> [File an Extension](#)



Estate and Gift Tax Forms

File CT-706/709 Estate and Gift Tax Extension

> [File an Extension](#)

Click the **File an Extension** hyperlink for the applicable tax type. In this example, we are going to file an extension for Individual Income Tax.



< Menu

First, select the applicable filing status and provide all required taxpayer information.

>
Taxpayer Information

Taxpayer Information

Please select your filing status

1. Single

Social Security Number (SSN)

***-**-4651

First Name

PAUL

Middle Name

Last Name

GREENE

Suffix

Phone

860-708-8888

Email

p.greene23@email.com

Address Information

Middle Name

Last Name

Suffix

Then, enter your address information. Click the **Verify Address** hyperlink to verify the address.

Address Information

Country


Street

Street 2

Unit Type Unit Number

City State

County Zip Code

 Address needs to be verified

[Verify Address *](#)

[Cancel](#)

[Previous](#)

[Next](#)

Middle Name

Last Name

Suffix

Once the address has been verified, click **Next** to continue.

Address Information

Country

Street

Street 2

Unit Type Unit Number

City State

County Zip Code

Address Verified

[Cancel](#)

[< Previous](#)

[Next >](#)



< Menu

Non Logged-in CT-1040EXT

\$0.00

Payment Amount

18-Apr-2023

Due Date



Extension Line Items

I request a 6-month extension of time, to 10/18/2023 to file a CT-1040 tax return for Income Year 2022

1. Enter the amount of payment you would like to submit with this extension

Check here to acknowledge you are filing a zero \$0 extension *

If you are filing a \$0 extension, click the check box.



< Menu

Non Logged-in CT-1040EXT

\$200.00

Payment Amount

18-Apr-2023

Due Date



Extension Line Items

I request a 6-month extension of time, to 10/18/2023 to file a CT-1040 tax return for Income Year 2022

1. Enter the amount of payment you would like to submit with this extension

200.00

Cancel

< Previous

Next >

If you are making a payment with the extension, enter the payment amount and click **Next**.



< Menu

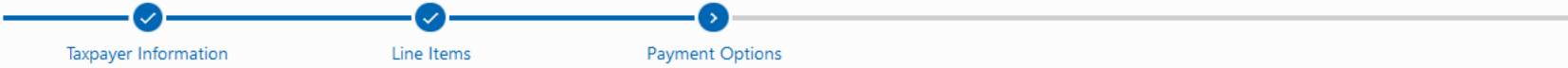
Non Logged-in CT-1040EXT

\$200.00

Payment Amount

18-Apr-2023

Due Date



Payment Options

How do you want to pay?

- Bank Account**
Use your bank account to make an ACH debit payment
- Credit Card**
Use your credit card to make a payment

Cancel

< Previous

Next >

Select the desired payment option and click **Next**.



< Menu

Non Logged-in CT-1040EXT

\$200.00

Payment Amount

Enter the payment amount, then confirm the payment amount and date. Select the payment type. Most will select *Direct Payment*.

If the funds for this payment come from an account outside the United States, choose 'IAT Direct Payment' as the payment channel type.

Debit Block Codes:

A debit block is when you have notified your bank or financial institution to reject all debit requests against your account unless you have provided a specific "debit block code". For more information and a listing of debit block codes, [click here](#)

If this is the first payment using this bank account through **myconneCT**, an account validation will be sent to the bank. The payment withdrawal from your bank may take **up to five (5) business days**. Once the payment has been processed from your bank, the original payment date will be honored.

Pay with Bank Account

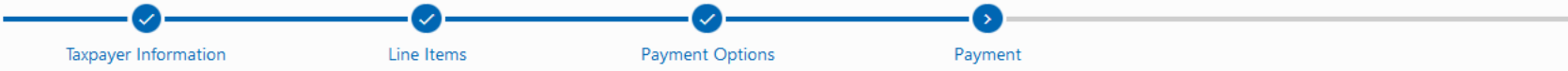
Amount	<input type="text" value="200.00"/>
Confirm Amount	<input type="text" value="200.00"/>
Payment Date	<input type="text" value="01-Apr-2023"/>
* Type	<input type="text" value="Required"/>

- Required
- Direct Payment**
- IAT Direct Payment - Funded from outside US

Cancel

< Previous

Next >



If the funds for this payment come from an account outside the United States, choose 'IAT Direct Payment' as the payment channel type.

Debit Block Codes:

A debit block is when you have notified your bank or financial institution to reject all debit requests against your account unless you have provided a specific "debit block code". For more information and a listing of debit block codes, [click here](#)

If this is the first payment using this bank account through **myconneCT**, an account validation will be sent to the bank. The payment withdrawal from your bank may take **up to five (5) business days**. Once the payment has been processed from your bank, the original payment date will be honored.

Pay with Bank Account

Amount

Confirm Amount

Payment Date

Type

Routing Number

Bank Name

Account Number

Confirm Account

Bank Account Type Checking

Savings

Once you have entered all required payment information, click **Next**.

Note: When paying with a Bank Account, you can save your information for future use.

Cancel

< Previous

Next >

Enter the Payer's name and email address. Click the **Submit** button.



Confirm Submission

Terms and Conditions

I authorize (1) the Connecticut Department of Revenue Services and its designated Financial Agents to initiate a Direct Payment (automatic withdrawal) from the financial institution account designated in this transaction for payment of my Connecticut tax, and (2) my financial institution to debit the entry to my account.

The amount of the Direct Payment will be: \$200.00 and will be initiated on 01-Apr-2023.

I understand that if the Connecticut Department of Revenue Services does not receive full and timely payment of my tax liability, I will remain liable for the tax liability and all applicable interest, penalty and return item charges. **Note:** In some instances, your account will be debited on the next business banking day.

Declaration of Taxpayer(s)

I declare under the penalty of law that I have examined this return (including any accompanying schedules and statements) and, to the best of my knowledge and belief, it is true, complete, and correct. I understand the penalty for willfully delivering a false return or document to DRS is a fine of not more than \$5,000, imprisonment for not more than five years, or both.

Once you have agreed that all the information is correct, select "Submit" below to complete this filing. Upon successful filing, you will receive a confirmation number and the option to print a copy of this filing information.

Sign Here

Date 01-Apr-2023

Taxpayer Signature Paul Greene
(Enter Name)

Cancel

< Previous

Submit



< Menu

Confirmation

Your extension has been submitted to the Connecticut Department of Revenue Services. The return will be posted to your account after your submission is processed. Your confirmation number is:

0-000-016-248

Filing Details:

Date Submitted: 4/1/2023 11:42:31 AM
Tax Type: Individual Income Tax
Form Type: Form CT-1040 EXT
Period End: 12/31/2022
Payment Type: ACH Debit/Direct Payment
Amount of Payment: \$200.00
Payment Date: 4/1/2023

OOPS? If you want to make a change, it is not too late. While a submission is still pending, you can return to your account, cancel the payment, and make a new one.

Please Note: This is not an extension of time to pay your tax. You may be subject to penalty and/or interest on any amount of tax that is not paid by the original date of your return.

To access this submission in the future, go to the myconneCT home page, click on Find a Submission, and use email: **p.greene23@email.com** and confirmation code: **wjxk4h**.

Printable View

OK

You will receive a confirmation number once you have successfully filed your extension. You can print the confirmation for your records, if you wish.

To return to the myconneCT homepage, click **OK**.



Username

Password

Log in

[Forgot Username or Password?](#)

Logging in for the first time?

[Create a Username](#)

[Click here](#) for more tutorials!

