



# Making a Bill Payment

Register a new business, file returns and make payments without creating a myconneCT username. Available forms to file non-logged on include: Attorney Occupational Tax, Estate and Gift Tax, and Controlling Interest Tax. For other returns and filing options, login with your Connecticut Registration Number.

- > [New Business/Need a CT Registration Number?](#)
- > [Make a Bill Payment](#)
- > [Apply/Renew Tax Exemption Form](#)
- > [File Returns/Extension](#)

Individuals can make estimated, bill, and return payments without Available forms to file non-logged on include: CT-1040ES, CT-1040EXT, Attorney Occupational Tax, Alcohol Beverage Importation and Estate and Gift Tax returns and extension. For other returns and filing options, login with your Social Security Number.

- > [Make a Bill Payment, Estimated Payment, or Return Payment](#)
- > [File Returns/Taxes](#)
- > [File an Extension](#)
- > [Where's my Refund?](#)
- > [What's my 1099-G Amount?](#)
- > [Upload Earned Income Tax Credit \(EITC\) Documents](#)
- > [File your Earned Income Tax Credit \(EITC\) Protest](#)
- > [View Tax Calculators](#)

Submissions are items you have submitted online for processing. Common examples include returns and payments.

- > [Find a Submission](#)



The data you see in this tutorial is completely fictitious. It was made for instructional purposes only. Any resemblance to a real person or business is completely coincidental.

- > Upload Earned Income Tax Credit (EITC) Documents
- > File your Earned Income Tax Credit (EITC) Protest
- > View Tax Calculators



To make a bill payment, go to the **myconneCT** homepage. Locate the Individuals panel and click the **Make a Bill Payment** hyperlink.



### Businesses

Register a new business, file returns and make payments without creating a myconneCT username. Available forms to file non-logged on include: Attorney Occupational Tax, Estate and Gift Tax, and Controlling Interest Tax. For other returns and filing options, login with your Connecticut Registration Number.

- > New Business/Need a CT Registration Number?
- > **Make a Bill Payment**
- > Apply/Renew Tax Exemption Form
- > File Returns/Extension



### Individuals

Individuals can make payments and file certain forms without logging in. Click on a link below for more options. DRS recommends you create a username for all filing transactions.

- > Make a Payment or Estimated Payment
- > File Returns/Taxes
- > File an Extension
- > Where's my Refund?
- > What's My 1099-G Amount?
- > Upload Earned Income Tax Credit (EITC) Documents
- > File your Earned Income Tax Credit (EITC) Protest
- > View Tax Calculators



### Additional Resources

Shortcuts to other DRS resources

- > Make a Warrant Payment
- > myCTREC - Connecticut Real Estate Conveyance Tax Electronic Filing Portal
- > Earned Income Tax Credit Information (EITC)
- > DRS Publications
- > New Businesses Portal
- > Individual Income Tax Information
- > Third Party Bulk Filers Information





< Home

## Make a Payment

Get Letter ID

### Enter your letter ID

Please enter the Letter ID found on the billing notice you received from the Connecticut Department of Revenue Services. (The letter ID must be from a billing notice you received from the Connecticut Department of Revenue Services. Letter ID's listed on other types of letters will not work/be recognized.) If the Letter ID does not work, you must log into your account to make the payment.

[Click here for an example](#)

|           |  |
|-----------|--|
| Letter ID | <input type="text" value="L0000086199"/> |
|-----------|--|

Cancel

< Previous

Next >

Enter the Letter ID from the billing notice sent by the Connecticut Department of Revenue. Click the **Next** button. **Note:** If you would like to see an example of where the Letter ID can be found on the billing notice, click the **Click here for an example** hyperlink.



< Home

## Make a Payment

**\$1,975.05**

Payment Amount



### Enter Additional Information

Payment Type

Bill Payment

Payment Amount

1,975.05

First Name

SANDY

Last Name

FREEMAN

Email

S.Freeman@gmail.com

Phone Number

860-787-9900

Cancel

< Previous

Next >

Enter Additional Information about who is making the payment.

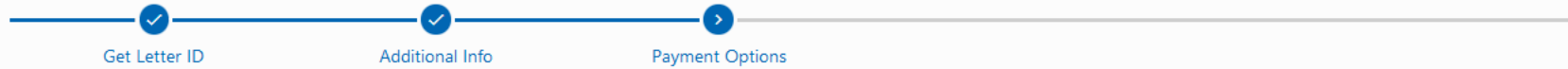


< Home

## Make a Payment

**\$1,975.05**

Payment Amount



### Payment Options

How do you want to pay?

- Bank Account**  
Use your bank account to make an ACH debit payment
- Credit Card**  
Use your credit card to make a payment

Cancel

< Previous

Next >

Select the desired payment option and click **Next**.

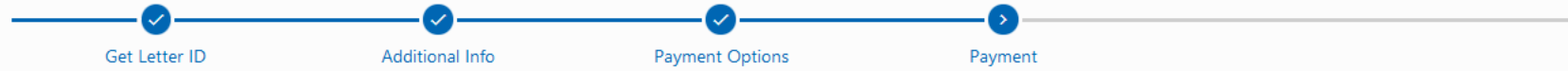


< Home

### Make a Payment

**\$1,975.05**

Payment Amount



If the funds for this payment come from an account outside the United States, choose 'IAT Direct Payment' as the payment channel type.

Enter the payment amount, then confirm the payment amount and date. Select the payment type. Most will select *Direct Payment*.

#### Pay with Bank Account

|                |  |
|----------------|--|
| Amount         | <input type="text" value="1,975.05"/>  |
| Confirm Amount | <input type="text" value="1,975.05"/>  |
| Payment Date   | <input type="text" value="01-Sep-2023"/>   |
| * Type         | <div style="border: 1px solid green; padding: 2px;"><p>Required ✓</p><p>Required</p><p><b>Direct Payment</b></p><p>IAT Direct Payment - Funded from outside US</p></div> |



If the funds for this payment come from an account outside the United States, choose 'IAT Direct Payment' as the payment channel type.

**Debit Block Codes:**

A debit block is when you have notified your bank or financial institution to reject all debit requests against your account unless you have provided a specific "debit block code". For more information and a listing of debit block codes, [click here](#)

If this is the first payment using this bank account through **myconneCT**, an account validation will be sent to the bank. The payment withdrawal from your bank may take **up to five (5) business days**. Once the payment has been processed from your bank, the original payment date will be honored.

### Pay with Bank Account

|                   |  |
|-------------------|--|
| Amount            | <input type="text" value="1,975.05"/>                                      |
| Confirm Amount    | <input type="text" value="1,975.05"/>                                      |
| Payment Date      | <input type="text" value="01-Sep-2023"/>                                   |
| Type              | <input type="text" value="Direct Payment"/>                                |
| Routing Number    | <input type="text" value="061112034"/>                                     |
| Bank Name         | <input type="text" value="THE FOUR COUNTY BANK"/>                          |
| Account Number    | <input type="text" value="12345678"/>                                      |
| Confirm Account   | <input type="text" value="12345678"/>                                      |
| Bank Account Type | <input checked="" type="radio"/> Checking<br><input type="radio"/> Savings |

Once you have entered all required payment information, click **Next**.

**Note:** When paying with a Bank Account, you can save your information for future use.

Cancel

< Previous

Next >



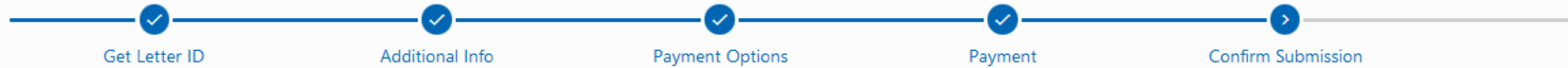


< Home

## Make a Payment

**\$1,975.05**

Payment Amount



### Confirm Submission

#### Terms and Conditions

I authorize (1) the Connecticut Department of Revenue Services and its designated Financial Agents to initiate a Direct Payment (automatic withdrawal) from the financial institution account designated in this transaction for payment of my Connecticut taxes, and (2) my financial institution to debit the entry to my account.

**The amount of the Direct Payment will be: \$1,975.05 and will be initiated on 01-Sep-2023.**

I understand that if the Connecticut Department of Revenue Services does not receive full and timely payment of my tax liability, I will remain liable for the tax liability and all applicable interest, penalty and return item charges. **Note:** In some instances, your account will be debited on the next business banking day.

#### Sign Here

Date

Taxpayer Signature   
(Enter Name)

Cancel

< Previous

Submit

Enter the Payer's name and email address. Click the **Submit** button.



< Home

### Confirmation

Your bill payment has been received. The payment will be posted to your account after your submission is processed. To access this submission in the future, go to the myconneCT home page, click on "Find a Submission", and use email: **s.freeman@gmail.com** and confirmation code: **4p7rhz**.

**Payment Details:**

Payment Amount: \$1,975.05

Payment Date: 01-Sep-2023

Submission Date: 01-Sep-2023 21:21:12

Tax Type: Sales & Use

If this is the first payment using this bank account through **myconneCT**, an account validation will be sent to the bank. The payment withdrawal from your bank may take **up to five (5) business days**. Once the payment has been processed from your bank, the original payment date will be honored.

**OOPS?** If you want to make a change, it is not too late. While a submission is still pending, you can search for the submission and delete the filing.

Make Another Payment

Printable View

OK

You will receive a confirmation number once you have successfully created a username for myconneCT.

To return to the myconneCT homepage, click **OK**.



Log in

[Forgot Username or Password?](#)

Logging in for the first time?

[Create a Username](#)

[Click here](#) for more tutorials!

- > [Make a Bill Payment](#)
- > [Apply/Renew Tax Exemption Form](#)
- > [File Returns/Extension](#)

- > [File an Extension](#)
- > [Where's my Refund?](#)
- > [What's My 1099-G Amount?](#)
- > [Upload Earned Income Tax Credit \(EITC\) Documents](#)
- > [File your Earned Income Tax Credit \(EITC\) Protest](#)
- > [View Tax Calculators](#)

- > [Earned Income Tax Credit Information \(EITC\)](#)
- > [DRS Publications](#)
- > [New Businesses Portal](#)
- > [Individual Income Tax Information](#)
- > [Third Party Bulk Filers Information](#)

