


2005 FORM CT-1041

This booklet
contains:

- Form CT-1041
- Schedule CT-1041B
- Schedule CT-1041C
- Schedule CT-1041FA
- Form CT-1041 EXT
- Form CT-1041ES

Line references to federal Form 1041 are based on information available from the Internal Revenue Service's Web site through September 12, 2005.



Connecticut Income Tax Return for Trusts and Estates

- **Resident Trusts and Estates**
- **Nonresident Trusts and Estates**
- **Part-Year Resident Trusts**

Dear Customer:

Each year, the Connecticut Department of Revenue Services (DRS) strives to create quality products that give you, the taxpayer, the information you need to make tax filing as easy as possible. This booklet contains important information about tax changes that may affect you. Please read it carefully.

At DRS, our goal is to provide taxpayers with excellent customer service and a user-friendly approach to tax administration. If you have questions about Connecticut taxes or filing this return, you can reach DRS Taxpayer Services staff by e-mail, phone, or letter. The back cover of this booklet provides all the ways you can access this Agency including the DRS Web site, which is available anytime to provide you with access to forms, publications, and information.

As always, we welcome your comments and ideas about how we can improve the way we do business.

Sincerely,

Pam Law
Commissioner of Revenue Services

Taxpayer information is available on our Web site:
www.ct.gov/DRS

CONN-TAX

If you have a touch-tone phone, you can obtain important tax information anytime from CONN-TAX, the Department of Revenue Services information line. Call **1-800-382-9463** (in-state) or **860-297-5962** (from anywhere), press **4** to be connected to the recorded tax information menu, then press **1** to select *Recorded Income Tax Information*. Enter the three-digit number next to the topic of your choice (listed below), or follow the prerecorded instructions.

General Income Tax Information

- | | | | |
|-----|--|-----|---|
| 101 | Important income tax changes | 107 | Amending a Connecticut return |
| 102 | How to choose the correct form and filing method | 108 | Getting a copy of a previously filed return |
| 103 | Where to get forms and assistance | 109 | Offsets of state income tax refunds |
| 104 | Requesting a filing extension | 110 | Deducting Connecticut income tax when completing your federal income tax return |
| 105 | Filing a decedent's return | | |
| 106 | Filing an error-free return | | |

Income Tax Filing Requirements, Residency, and Filing Status

- | | | | |
|-----|--|-----|--|
| 201 | Who must file a Connecticut return? | 205 | Members of the armed forces |
| 202 | What is gross income? | 206 | Student's filing requirements |
| 203 | Who is a resident, nonresident, or part-year resident? | 207 | Dependent children's filing requirements |
| 204 | What is Connecticut source income of a nonresident? | 208 | What is your filing status? |
| | | 209 | Title 19 recipients |

Individual Use Tax, Gift Tax, and Other Income Tax Returns

- | | | | |
|-----|--|-----|--|
| 301 | Individual use tax | 305 | Partnership information and composite income tax |
| 302 | Gift and estate tax | 306 | Group return for shareholders, partners, and beneficiaries |
| 303 | Income tax on trusts and estates | | |
| 304 | S corporation information and composite income tax | | |

Completing Form CT-1040 or Form CT-1040NR/PY

- | | | | |
|-----|---|-----|--|
| 401 | Tax status of U.S. government obligations | 406 | Modifications to federal adjusted gross income |
| 402 | Tax status of state or local obligations | 407 | Connecticut alternative minimum tax |
| 403 | Residents and part-year residents who paid income tax to another jurisdiction | 408 | Property tax credit |
| 404 | Deferred compensation | 409 | Questions about a state tax refund |
| 405 | Pension income, Social Security benefits, and Individual Retirement Accounts | | |

Estimated Income Tax Requirements

- | | | | |
|-----|---|-----|---------------------------|
| 501 | Who must estimate? | 505 | Annualization of income |
| 502 | Withholding instead of making estimates | 506 | Interest on underpayments |
| 503 | Estimated income tax form | 507 | Farmers and fishermen |
| 504 | When to file and how much to pay | | |

Questions on Telefiling and Webfiling

- | | | | |
|-----|--|-----|---|
| 601 | Who is eligible to Telefile ? | 604 | WebFiling |
| 602 | Tips for successful Telefiling | 605 | What if I make a mistake while WebFiling ? |
| 603 | What if I make a mistake while Telefiling ? | | |

Extended Telephone Hours for the Filing Season:

Monday, **January 30** (until 7 p.m.)

Monday, **February 6** (until 7 p.m.)

Extended Telephone Personal Assistance and Walk-In Hours:

(25 Sigourney Street, Hartford Only)

Saturday, **April 15** (from 9 a.m. to 12 p.m.)

Monday, **April 17** (until 8 p.m.)

Table of Contents

What's New	4	Order in Which to Complete Form CT-1041 and Schedules	12
Other Taxes for Which the Trust or Estate May Be Liable	4	Instructions for Form CT-1041	13
Connecticut Income Tax Withholding . . . 4		Filing Year	13
Business Entity Tax . . . 4		Name, Address, and Federal ID Number	13
Definitions	5	Type of Return	13
General Information	6	Final Return . . . 13	
How to Get Help	6	Amended Return . . . 13	
How to Get Additional Forms and Publications	6	Residency Status	13
Who Must File Form CT-1041	6	Type of Entity	13
Federal Form 1041-A and 5227 Filers . . . 6		Rounding Off to Whole Dollars	13
Group Returns	6	Negative Numbers	13
Connecticut Tax Returns for		Form CT-1041 Quick-File Requirements	13
Individuals	7	Form CT-1041 Quick-File Line Instructions	13
Tax Returns for Decedents . . . 7		Form CT-1041 Line Instructions	14
Change of Residence of the Grantor of a Revocable Trust	7	Who Must Sign the Return	15
Connecticut Taxable Income for Certain Inter Vivos Trusts	7	Paid Preparer Signature	15
How Part-Year Resident Trusts Are Taxed	7	Mailing the Return	15
Connecticut Income Taxation of the Bankruptcy Estate of an individual	7	Credit for Income Taxes Paid to Qualifying Jurisdictions	15
Qualified Funeral Trusts (QFT)	8	Worksheet Instructions	16
Composite Return . . . 8		Worksheet for Credit for Income Taxes Paid to Qualifying Jurisdictions	17
Reporting for a Portion of a Resident Trust . . . 8		Connecticut Fiduciary Adjustment	17
Special Accruals	8	Instructions for Schedule A	18
Surety Bond in Lieu of Special Accruals . . . 9		Additions to Federal Taxable Income	18
Taxable Year and Method of Accounting	9	Subtractions to Federal Taxable Income	19
When to File Form CT-1041	9	Form CT-1041, Questions A, B, and C	19
Using the 2005 Form CT-1041 for a Taxable Year Beginning in 2006	9	Instructions for Schedule CT-1041B	20
Extension Requests	9	Part 1 - Shares of Connecticut Fiduciary Adjustment	20
Extension of Time to File . . . 9		Part 2 - Percentage of Resident Noncontingent Beneficiaries	20
Extension of Time to Pay the Tax . . . 10		Instructions for Schedule CT-1041C	21
Where to File	10	Instructions for Schedule CT-1041FA	22
Estimated Tax Payments	10	Part 1 - Computation of Connecticut Tax of a Nonresident Estate or Trust and Part-Year Resident Trust	22
Required Annual Payment . . . 10		Part 2 - Fiduciary's and Beneficiary's Share of Income from Connecticut Sources	23
2006 Estimated Tax Due Dates . . . 10		Part 3 - Details of Federal Distributable Net Income and Amounts of Income Derived from or Connected with Sources within Connecticut	23
Annualized Income Installment Method . . . 11		Amended Returns	26
Guidelines for Banking Institutions . . . 11		Financial Disability	26
Special Rules for Farmers and Fishermen . . . 11			
Interest on Underpayment of Estimated Tax . . . 11			
Filing Form CT-2210 . . . 11			
Interest and Penalties	11		
Interest . . . 11			
Penalty for Late Payment or Late Filing . . . 11			
Penalty for Failure to File . . . 12			
Waiver of Penalty	12		
Recordkeeping	12		
Copies of Returns	12		

What's New

Abusive Tax Shelters

The Connecticut General Assembly enacted legislation that imposes severe penalties on participants of abusive tax shelters. Any individual or business entity that fails to disclose their participation in an abusive tax shelter designated by the Internal Revenue Service (IRS) as a *listed transaction* is subject to audit penalties of 75% of the tax deficiency that results from the tax shelter activity. To fulfill the Connecticut disclosure requirement, any taxpayer (individual or entity) that has participated in a listed transaction must file a completed **Form CT-8886**, *Connecticut Listed Transaction Disclosure Statement*, with DRS. Form CT-8886 must be filed for each taxable year for which a taxpayer participates in a listed transaction.

Also, promoters of abusive tax shelters may be subject to a penalty of 50% of the gross income received from the marketing, soliciting, sale, or promotion of abusive tax shelters if such promotion affects tax returns required to be filed with the Commissioner.

The legislation also increases the time limit for conducting audits of abusive transactions from three years to six years after the return was filed.

Visit the DRS Web site at www.ct.gov/DRS for more information on abusive tax shelters.

Other Taxes for Which the Trust or Estate May Be Liable

The following information is a general description of other Connecticut taxes for which a trust or estate may be liable. Failure to pay these or any other taxes may subject the trust or estate to civil and criminal penalties.

To register for Connecticut income tax withholding, as well as most other Connecticut taxes administered by the Department of Revenue Services (DRS), the fiduciary of the trust or estate must complete **Form REG-1**, *Business Taxes Registration Application*. Visit the DRS Web site to register online. If the trust or estate already has a Connecticut Tax Registration Number, the fiduciary may register for any additional taxes for which it is liable by contacting the DRS Registration Unit at 860-297-4885.

Connecticut Income Tax Withholding

Any trust or estate that maintains an office or transacts business in Connecticut (regardless of the location of the payroll department) and is considered an employer for federal income tax withholding purposes must withhold Connecticut income tax from Connecticut wages as defined in Conn. Agencies Regs. §12-706(b)-1. (See **Informational Publication 2006(1)**, *Connecticut Circular CT*.)

There is an annual business entity tax (BET) of \$250. The BET applies to each of the following entities if the entity is required to file an annual report with the Connecticut Secretary of the State:

- S Corporation;
- Limited Liability Partnership;
- Limited Partnership; **or**
- Limited Liability Company that, for federal income tax purposes, is either treated as a partnership (if it has more than one member) or disregarded as an entity separate from its owner (if it has one member).

See **Special Notice 2002(11)**, *Business Entity Tax*, and **Informational Publication 2003(15)**, *Q & A on the Business Entity Tax*.

Definitions

For Connecticut income tax purposes, an **estate** is either a resident estate or a nonresident estate. A **trust** is either a resident trust, nonresident trust, or part-year resident trust. **The residence of the fiduciary or the beneficiary does not affect the status of a trust or estate as resident or nonresident.**

Fiduciary applies to a person who occupies a position of special confidence toward others, such as a trustee, executor, or administrator. A fiduciary is a person who holds in trust property in which another person has a beneficial interest or who receives and controls the income of another.

Resident estate is where a decedent was a resident of Connecticut at the time of his or her death. A resident estate also includes a bankruptcy estate of an individual who, at the beginning of the bankruptcy case, is a Connecticut resident.

Nonresident estate is an estate that is not a resident estate for any part of the year.

Trust means an arrangement ordinarily created either by a will or by an inter vivos declaration whereby a trustee or trustees take title to property to protect or conserve it for beneficiaries and classified and treated as a trust for federal income tax purposes.

Testamentary trust is a trust or portion of a trust created by the will of a decedent.

Inter vivos trust is a trust created other than by the will of a decedent.

Resident trust is any trust or portion of a trust consisting of property transferred by the will of a decedent who, at the time of death, was a resident individual. If an irrevocable trust consists of property of a grantor who is a resident of this state when the trust became irrevocable, it is a resident trust.

The criteria used to determine whether a decedent or grantor is a resident of this state, for Connecticut income tax purposes, are the same criteria used to determine whether an individual is a resident of this state.

The term resident trust also includes a trust or a portion of a trust consisting of the property of: (1) a person who was a resident of this state at the time the property was transferred to the trust if the trust was then irrevocable; (2) a person who, if the trust was revocable at the time the property was transferred to the trust and has not subsequently become irrevocable, was a resident of this state at the time the property was transferred to the trust; or (3) a person who, if the trust was revocable when the property was transferred to the trust but the trust has subsequently become irrevocable, was a resident of this state at the time the trust became irrevocable.

For this purpose, a trust is **revocable** if it is subject to a power, exercisable immediately or at any future time, to revest title in the person (the grantor) whose property constitutes the trust. A trust becomes **irrevocable** when the possibility that such power may be exercised has ended.

Nonresident trust is a trust that is not a resident trust for any part of the year.

Part-year resident trust is a trust that meets the definition of resident trust or nonresident trust for only part of the year.

Grantor trust is a legal trust under applicable state law that is not recognized as a separate taxable entity for income tax purposes because the grantor or other substantial owners have not relinquished complete dominion and control over the trust.

Connecticut alternative minimum tax is a tax imposed on certain individuals, trusts, and estates in addition to their regular income tax. Fiduciaries who have a federal alternative minimum tax liability are subject to the Connecticut alternative minimum tax. The tax rate is the lesser of 19% of adjusted federal tentative minimum tax or 5½% of adjusted federal alternative minimum taxable income. For information on how to calculate the adjusted federal alternative minimum taxable income of an inter vivos trust with one or more nonresident noncontingent beneficiaries, see *Connecticut Taxable Income for Certain Inter Vivos Trusts*.

Noncontingent beneficiary is a beneficiary whose interest is not subject to a condition precedent and includes every individual to whom a trustee of an inter vivos trust during the taxable year: (1) is required to currently distribute income or corpus (or both); or (2) properly pays or credits income or corpus (or both); or (3) may, in the trustee's discretion, distribute income or corpus (or both). Noncontingent beneficiary includes every beneficiary to whom or to whose estate any of the trust's income for the taxable year must be distributed at a specified future date or event; **and** every beneficiary who has the unrestricted lifetime or testamentary power, exercisable currently or at some future specified date or event, to withdraw any of the trust's income for the taxable year or to appoint such income to any person including the estate of the beneficiary. This also applies to a noncontingent beneficiary which is a trust or an estate. Wherever reference is made to an individual who is a noncontingent beneficiary, that reference includes a trust or estate that is a noncontingent beneficiary, but does not include a corporation that is a noncontingent beneficiary.

Contingent beneficiary is an individual (or trust or estate) who is a beneficiary, but not a noncontingent beneficiary, of a resident inter vivos trust.

Any reference to "you" in this booklet refers to the fiduciary.

General Information

How to Get Help

DRS is ready to help you and offers several resources where you can get answers to your Connecticut tax questions. Visit the DRS Web site at www.ct.gov/DRS or, for personal assistance, refer to the back cover of this booklet for a list of DRS walk-in offices and telephone numbers. DRS offices are open Monday through Friday, 8:00 a.m. to 5:00 p.m. If you visit, be sure to bring:

- **Copy 2** of federal Forms W-2 and any other forms showing Connecticut income tax withheld; **and**
- The **completed** federal Form 1041.

Personal telephone assistance is available Monday through Friday, 8:30 a.m. to 4:30 p.m. Extended hours are offered (see Page 2). Automated information may answer your questions anytime. Call CONN-TAX, the DRS information line or visit the DRS Web site for details.

How to Get Additional Forms and Publications

Download and print Connecticut tax forms and publications anytime from the DRS Web site at www.ct.gov/DRS Forms are also available during regular business hours at any of the DRS walk-in offices and the other sources listed on the back cover of this booklet and at most public libraries, town halls, banks, and post offices during the tax filing season. You may also download the *2005 Connecticut Package X* from the DRS Web site.

Who Must File Form CT-1041

The fiduciary of a Connecticut **resident estate** or **trust** or **part-year resident trust** must file **Form CT-1041**, *Connecticut Income Tax Return for Trusts and Estates*, if the trust or estate:

- Is required to file a federal fiduciary income tax return for the taxable year; **or**
- Had any Connecticut taxable income for the taxable year.

The fiduciary of a **nonresident trust** or **estate** must file Form CT-1041 if the trust or estate:

- Had income derived from or connected with sources within Connecticut;
- Incurred a net operating loss for Connecticut income tax purposes, but not for federal income tax purposes; **or**
- Incurred a net passive activity loss or net capital loss for Connecticut income tax purposes, but did not incur a net passive activity loss or net capital loss, respectively, for federal income tax purposes.

Income derived from or connected with sources within Connecticut includes income:

- Attributable to ownership or disposition of real or tangible personal property within Connecticut including, but not

limited to, the income from the rental or sale of the property;

- Attributable to compensation for services performed in Connecticut or income from a business, trade, profession, or occupation carried on in Connecticut;
- From a partnership doing business in Connecticut;
- From an S corporation doing business in Connecticut;
- From a trust or estate with income derived from or connected with sources within Connecticut; **or**
- From reportable Connecticut Lottery winnings. Winnings from the Connecticut Lottery, including Powerball, are reportable if the winner was issued a federal Form W-2G by the Connecticut Lottery Corporation. In general, the Connecticut Lottery Corporation is required to issue a federal Form W-2G to a winner if the Connecticut Lottery winnings, including Powerball, are \$600 or more and at least 300 times the amount of the wager. See **Informational Publication 2005(16)**, *Connecticut Income Tax Treatment of State Lottery Winnings Received by Residents and Nonresidents of Connecticut*.

A trust or estate carries on a business, trade, profession, or occupation within Connecticut if:

- It maintains or operates desk space, an office, shop, store, warehouse, factory, agency, or other place **in** Connecticut where its affairs are systematically and regularly carried on; **or**
- Business activities are conducted in Connecticut with a fair measure of permanency and continuity for livelihood or profit as distinguished from isolated or incidental transactions.

A **grantor trust** required to file federal Form 1041 must file Form CT-1041 in the same manner.

Federal Form 1041-A and 5227 Filers

A fiduciary required to file federal Form 1041-A or federal Form 5227, or both, is not required to file Form CT-1041. However, the fiduciary must give appropriate information to the beneficiaries to enable them to complete their individual Connecticut income tax returns. The fiduciary must disclose to the nonresident beneficiaries the amount of income derived from or connected with Connecticut sources.

Group Returns

A group return may be filed and taxes paid using **Form CT-G**, *Connecticut Group Income Tax Return*, on behalf of electing beneficiaries only by trusts or estates with two or more qualified electing nonresident individual beneficiaries in each taxable year. All qualified electing nonresident beneficiaries must have the same taxable year.

A **qualified electing nonresident beneficiary** is one who meets **all** of the following conditions:

1. The beneficiary was a nonresident individual for the entire taxable year;

2. The beneficiary did not maintain a permanent place of abode in Connecticut at any time during the taxable year;
3. The beneficiary (or his or her spouse if a joint federal income tax return is or will be filed) did not have income derived from or connected with Connecticut sources other than the beneficiary's share of trust or estate income derived from or connected with sources within Connecticut;
4. The beneficiary waives the right to claim any Connecticut personal exemption and any Connecticut personal credit;
5. The beneficiary does not have a Connecticut alternative minimum tax liability for the taxable year; **and**
6. The beneficiary elects to be included in Form CT-G by completing and delivering **Form CT-2NA**, *Connecticut Nonresident Income Tax Agreement/Election to Be Included in a Group Return*, to the trust or estate prior to the filing of Form CT-G by the trust or estate. By making this election, the beneficiary expressly consents to personal jurisdiction in Connecticut for Connecticut income tax purposes and waives his or her right to request, on his or her own behalf or with others making the election, an extension of time to pay Connecticut income tax.

Connecticut Tax Returns for Individuals

Every fiduciary who acts for an individual whose entire income is in his or her control (for example, a guardian or conservator for an incompetent person) must file a return for a resident individual on **Form CT-1040**, *Connecticut Resident Income Tax Return*, or for a nonresident or part-year resident on **Form CT-1040NR/PY**, *Connecticut Nonresident or Part-Year Resident Income Tax Return*. In these cases, the fiduciary must pay the tax due.

Tax Returns for Decedents

The executor, administrator, or other representative of a taxpayer who died during the taxable year must file Form CT-1040, **Form CT-1040EZ**, *Connecticut Resident EZ Income Tax Return*, or Form CT-1040NR/PY depending upon the decedent's resident status.

Change of Residence of the Grantor of a Revocable Trust

If the grantor of a revocable trust changes his or her domicile from or to Connecticut between the time of transfer of the property to the trust and the time it becomes irrevocable, the residence of the trust is considered changed at the date it ceases to be revocable. In this case the fiduciary must, for the taxable year in which the change of status of the trust occurs, file **Schedule CT-1041FA**, *Fiduciary Allocation*. The change of residency of a beneficiary does not affect the status of the trust.

Connecticut Taxable Income for Certain Inter Vivos Trusts

If any resident trust or portion of a resident trust, other than a testamentary trust, has one or more nonresident noncontingent beneficiaries, the Connecticut taxable income of the trust is the sum of all income derived from or connected with sources within this state **and** that portion of all other income derived by applying a fraction to all other income. The numerator of the fraction is the number of resident noncontingent beneficiaries and the denominator is the total number of noncontingent beneficiaries.

How Part-Year Resident Trusts Are Taxed

The income of a part-year resident trust derived from or connected with sources within Connecticut is the sum of the following:

1. The fiduciary's share of Connecticut taxable income for the period of residence computed as if the taxable year for federal income tax purposes was limited to the period of residence;
2. The fiduciary's share of Connecticut taxable income derived from or connected with sources within Connecticut for the period of nonresidence determined as if the taxable year for federal income tax purposes was limited to the period of nonresidence; **and**
3. The amount of special accruals. See *Special Accruals*.

Connecticut Income Taxation of the Bankruptcy Estate of an Individual

The Bankruptcy Code provides that for state and local income tax purposes, in any case of an individual under Chapters 7, 11, or 12 of the Bankruptcy Code, any income of the bankruptcy estate is computed in the same manner as the income of an estate and the tax on a bankruptcy estate is computed in the same manner as the tax on an estate. Thus, the income of the bankruptcy estate of an individual in a case under Chapters 7, 11, or 12 of the Bankruptcy Code on which Connecticut income tax is imposed is its Connecticut taxable income. The starting point in computing the bankruptcy estate's Connecticut taxable income is its federal taxable income. Items deductible in computing the federal taxable income of the bankruptcy estate of an individual, including the exemption amount deductible by the bankruptcy estate under I.R.C. §151(d)(1), are taken into account. Items not deductible in computing the federal taxable income of the bankruptcy estate of an individual, including the deduction under I.R.C. §642(b), are not taken into account. The estate's share of the Connecticut fiduciary adjustment is added to or subtracted from the estate's federal taxable income and the estate's share of the Connecticut fiduciary adjustment is 100%. The bankruptcy estate of an individual in a case under Chapters 7, 11, or 12 of the Bankruptcy Code is also subject to the Connecticut alternative minimum tax.

Because federal Form 1041 is used only as a transmittal for the individual's federal Form 1040 by a bankruptcy estate of an individual in a case under Chapters 7 or 11 of the Bankruptcy Code, the bankruptcy estate's federal taxable income is computed on the individual's federal Form 1040. Therefore, where Form CT-1041 is filed for a bankruptcy estate of an individual in a case under Chapters 7 or 11 of the Bankruptcy Code, references in Form CT-1041 to federal taxable income of fiduciary (from federal Form 1041, Line 22) are references to the federal taxable income computed on the individual's federal Form 1040.

The Bankruptcy Code also provides that, for the estate of an individual in a case under Chapter 7 of the Bankruptcy Code, the trustee must file a state or local income tax return for the estate only if the estate has **net taxable income for the entire period after the order for relief under Chapter 7 during which the case is pending**. If the bankruptcy estate of an individual in a case under Chapter 7 has net taxable income for the entire period, the trustee must file Form CT-1041 for each taxable year during this period as long as the trustee would otherwise have to file a Connecticut income tax return. If the bankruptcy estate of an individual in a case under Chapter 7 does not have net taxable income for the entire period, the trustee is not required to file Form CT-1041 for each taxable year during the period even if the trustee would otherwise have to file a Connecticut income tax return.

Net taxable income. A bankruptcy estate has net taxable income for the entire period if the estate's income and gains during the period exceed its deductions and losses during the period.

Entire period after the order for relief under Chapter 7 during which the case is pending. The entire period begins with the order for relief and terminates with the conversion, dismissal, or closing of the case under Chapter 7 of the Bankruptcy Code. In a voluntary case under Chapter 7, beginning the case constitutes an order for relief. In an involuntary case under Chapter 7, the bankruptcy court enters an order for relief. The bankruptcy case is pending until it is converted to a case under another chapter of the Bankruptcy Code, dismissed, or closed. The entire period may encompass more than one taxable period.

Qualified Funeral Trusts (QFT)

A trustee that makes the election to be taxed as a QFT, for federal income tax purposes, and files federal Form 1041-QFT, U.S. Income Tax Return for Qualified Funeral Trusts, will file Form CT-1041 in the same manner as any other inter vivos trust. (See *Form CT-1041 Quick-File Requirements* on Page 13 or *Form CT-1041 Line Instructions* on Page 14.) If you do not meet the *Quick-File Requirements*, see *Form CT-1041 Line Instructions*. The trustee should write "**QFT election**" in the Type of Entity section at the top of the front of Form CT-1041.

In the case of a QFT, wherever reference is made in this booklet and on Form CT-1041 to federal Form 1041, Line 22, substitute federal Form 1041-QFT, Line 12.

Composite Return

A trustee that files one aggregate federal Form 1041-QFT for all QFTs of which he or she is the trustee must provide an attachment with Form CT-1041 to provide the following information:

- The number of QFTs included in the aggregate return;
- The name, address, and Social Security Number of the grantor(s) for each QFT; **and**
- All corresponding beneficiaries for each QFT.

A trustee may file one aggregate Form CT-1041 for all Connecticut resident QFTs. The trustee must be able to provide to DRS, upon request, detailed information for each separate QFT that would have been reported on Schedule CT-1041B, Part 1, and if applicable, Schedule CT-1041B, Part 2; Schedule CT-1041C; and Schedule CT-1041FA. A trustee may file one aggregate Form CT-1041 for all nonresident QFTs that have Connecticut source income. The trustee must be able to provide to DRS, upon request, detailed information for each separate QFT that would have been reported on Schedule CT-1041B, Part 1, and Schedule CT-1041FA, Parts 3, 2, and 1.

Reporting for a Portion of a Resident Trust

If a QFT has **both resident and nonresident grantors**, the trustee shall show how the resident percentage is arrived at for the QFT. This percentage should be multiplied by the federal taxable income to arrive at the amount to report on Schedule CT-1041C, Line 4.

Special Accruals

A part-year resident trust must recognize and report items of income, gain, loss, or deduction on the accrual basis regardless of the method of accounting normally used. In general, an item of income is subject to special accrual if the right to receive it is fixed and the amount to be paid is determinable with reasonable accuracy at the time the trust changes residency status.

Example: A part-year resident trust sold property on an installment basis prior to changing from a resident trust to a nonresident trust and accrued the entire gain on the sale of that property to the residency portion of the year.

If the trust became a Connecticut resident trust during the taxable year, it must accrue to the nonresidency portion of the year any item of income, gain, loss, or deduction which under an accrual method of accounting would be reportable at the time it changed its residence. No accrual is required or allowed for items of income, gain, loss, or deduction derived from or connected with sources within Connecticut.

If the trust ceases to be a Connecticut resident trust, it must accrue any item of income, gain, loss, or deduction which under an accrual method of accounting would be reportable at the time the residence was changed. This includes income or gain it elected to report on the installment basis.

Surety Bond in Lieu of Special Accruals

The fiduciary may elect to defer payment of Connecticut income tax on items of special accrual by filing a surety bond with DRS for an amount not less than the additional Connecticut income tax that would be payable if no surety bond or other security were filed. If you choose this option, you must file Form CT-1041 for the taxable year when the trust changed its residence and include a separate statement showing the nature and amount of each item of accrual as of the date of change of residence, together with a computation of the additional Connecticut income tax that would be due if the election to file a surety bond had not been made. For further information on the requirements for a surety bond, contact DRS and request a copy of Conn. Agencies Regs. §12-717(c)(4)-1, **Form CT-12-717A, Change of Resident Status - Special Accruals Connecticut Surety Bond Form**, and **Form CT-12-717B, Change of Resident Status - Special Accruals Other Acceptable Security Form**.

Taxable Year and Method of Accounting

The fiduciary of a trust or estate must use the same taxable year and method of accounting for Connecticut income tax purposes that is used for federal income tax purposes.

If the taxable year or method of accounting is changed for federal income tax purposes, the same changes must be made for Connecticut income tax purposes. If a return for a period of less than 12 months is filed for federal income tax purposes, the fiduciary must also file a short period return for Connecticut income tax purposes.

When to File Form CT-1041

Form CT-1041 is due on or before April 15, 2006. If the trust or estate is not a calendar year filer, the return is due no later than the fifteenth day of the fourth month following the close of the taxable year. If the due date falls on a Saturday, Sunday, or legal holiday, the next business day is the due date.

The return will meet the timely filed and timely payment rules if the U.S. Postal Service cancellation date or the date recorded or marked by a designated private delivery service (PDS) using a designated type of service is on or before the due date. Not all services provided by these designated PDSs qualify.

The following are the designated PDSs and designated types of service at the time of publication:

DHL Express (DHL) <ul style="list-style-type: none"> • DHL Same Day Service • DHL Next Day 10:30 a.m. • DHL Next Day 12:00 p.m. • DHL Next Day 3:00 p.m. • DHL 2nd Day Service 	
Federal Express (FedEx) <ul style="list-style-type: none"> • FedEx Priority Overnight • FedEx Standard Overnight • FedEx 2Day • FedEx International Priority • FedEx International First 	United Parcel Service (UPS) <ul style="list-style-type: none"> • UPS Next Day Air • UPS Next Day Air Saver • UPS 2nd Day Air • UPS 2nd Day Air A.M. • UPS Worldwide Express Plus • UPS Worldwide Express

This list is subject to change. See **Policy Statement 2005(4), Designated Private Delivery Services and Designated Types of Service**.

Using the 2005 Form CT-1041 for a Taxable Year Beginning in 2006

The 2005 Form CT-1041 may be used for a taxable year beginning in 2006 if:

1. The trust or estate has a taxable year of less than 12 months that begins and ends in 2006; **and**
2. The 2006 Form CT-1041 is not available by the time the trust or estate is required to file its tax return. However, the trust or estate must enter the beginning and ending dates of the taxable year on the 2005 Form CT-1041 and incorporate any tax law changes effective for taxable years beginning on or after January 1, 2006.

The fiduciary must attach an explanatory note to the front of the return if the return is for a short year beginning and ending in 2006.

If you file your return late or do not pay all the tax due with your return, see *Interest and Penalties* to determine if you must report interest and penalty with this return.

Extension Requests

Extension of Time to File

If the trust or estate cannot meet the filing deadline, the fiduciary must file **Form CT-1041 EXT, Application for Extension of Time to File Connecticut Income Tax Return for Trusts and Estates**, and pay all of the tax the trust or estate expects to owe on or before the due date. Form CT-1041 EXT is contained in this booklet. Filing this form will automatically extend the due date for **six months** if a federal Application for Automatic Extension of Time (federal Form 7004) has been filed. If federal Form 7004 was not filed, the fiduciary can apply for a six-month extension to file Form CT-1041 provided there is reasonable cause for the request. You are not required to attach a copy of the federal extension request to Form CT-1041 EXT.

Form CT-1041 EXT only extends the time to **file** Form CT-1041; it **does not** extend the time to pay the tax due. See *Interest and Penalties* if you do not pay all the tax due with your request for extension.

If the fiduciary is unable to request an extension because of illness, absence, or other good cause, any person standing in a close personal or business relationship to the fiduciary (including an attorney, accountant, or enrolled agent) may sign the request on the fiduciary's behalf. This person is considered a duly authorized agent for this purpose provided the request states the reason(s) for a signature other than that of the fiduciary and states the relationship existing between the fiduciary and the signer.

Extension of Time to Pay the Tax

The fiduciary may be eligible for a six-month extension of time to pay the tax due if it can be shown that paying the tax by the due date will cause undue hardship. The fiduciary may request an extension by filing **Form CT-1127, Application for Extension of Time for Payment of Income Tax**, on or before the due date of the original return.

Attach Form CT-1127 to the front of Form CT-1041 or Form CT-1041 EXT and send it on or before the due date. As evidence of the need for extension, the fiduciary must attach:

- A statement of assets and liabilities;
- An itemized list of receipts and disbursements for the preceding three months; **and**
- An explanation of why the fiduciary cannot borrow money to pay the tax due.

If an extension of time to pay is granted and the fiduciary pays all the tax due by the end of the extension period, a penalty will not be imposed. However, interest will accrue on any unpaid tax from the original due date. The fiduciary should make payments as soon as possible to reduce the interest the trust or estate would otherwise owe. Write the Social Security Number or Federal Employer Identification Number (if applicable), and **“2005 Form CT-1041”** on the check or money order. Mail payments to:

**Department of Revenue Services
Accounts Receivable Unit
PO Box 5088
Hartford CT 06102-5088**

Where to File

Use the pre-addressed envelope enclosed with the return or mail to:

**Department of Revenue Services
PO Box 2934
Hartford CT 06104-2934**

Estimated Tax Payments

Estates and certain trusts are required to make estimated income tax payments for any taxable year ending two or more years after the date of the decedent's death. (For additional information on when certain trusts are required to make estimated income tax payments, see I.R.C. §§671 through 679.)

A payment of estimated Connecticut income tax is generally required if the Connecticut income tax (after tax credits) **minus** Connecticut tax withheld is **\$1,000 or more and** it is expected the Connecticut income tax withheld will be less than the required annual payment.

Required Annual Payment

The required annual income tax payment for the 2006 taxable year is the lesser of:

- **90%** of the income tax shown on the **2006 Connecticut income tax return**; or
- **100%** of the income tax shown on the **2005 Connecticut income tax return** if the fiduciary filed a 2005 income tax return that covered a full 12-month period.

The fiduciary of a trust or estate is not required to make estimated income tax payments if a 2005 income tax return was not filed for a:

- Resident trust or estate because the resident trust or estate had no Connecticut income tax liability; **or**

2006 Estimated Tax Due Dates

Due dates of installments and the amount of required payments for 2006 calendar year taxpayers are:

April 15, 2006	25% of your required annual payment
June 15, 2006	25% of your required annual payment (A total of 50% of your required annual payment should be paid by this date.)
September 15, 2006	25% of your required annual payment (A total of 75% of your required annual payment should be paid by this date.)
January 15, 2007	25% of your required annual payment (A total of 100% of your required annual payment should be paid by this date.)

An estimate is considered timely filed if received on or before the due date, or if the date shown by the U.S. Postal Service cancellation mark is on or before the due date. Taxpayers who report on other than a calendar year basis should use their federal estimated tax installment due dates. If the due date falls on a Saturday, Sunday, or legal holiday, the next business day is the due date.

- Nonresident estate or trust or part-year resident trust with Connecticut source income during the 2005 taxable year because the nonresident estate or trust or part-year resident trust had no Connecticut income tax liability.

If a nonresident estate or trust or part-year resident trust did not have Connecticut source income in 2005, the fiduciary must use 90% of the income tax shown on the 2006 Connecticut income tax return as the required annual payment.

Use **Form CT-1041ES**, *Estimated Connecticut Income Tax for Trusts and Estates*, to make estimated Connecticut income tax payments for 2006.

Annualized Income Installment Method

If the trust or estate income varies throughout the year, the trust or estate may be able to reduce or eliminate the amount of an estimated tax payment for one or more periods by using the annualized income installment method. See **Informational Publication 2005(27)**, *A Guide to Calculating Your Annualized Estimated Tax Installments and Worksheet CT-1040 AES*, and **Form CT-2210**, *Underpayment of Estimated Income Tax by Individuals, Trusts, and Estates*.

Guidelines for Banking Institutions

Banking institutions that wish to file multiple estimated Connecticut income tax payments, see **Informational Publication 94(7)**, *A Guide for Filers of Multiple Forms CT-1041ES*.

Special Rules for Farmers and Fishermen

If the trust or estate is classified as a farmer or fisherman (as defined in the I.R.C. §6654(i)(2)) who is required to make estimated income tax payments, you must make only **one** payment. Your payment is due on or before January 15, 2007, for the 2006 taxable year. The required installment is the lesser of 66 $\frac{2}{3}$ % of the income tax shown on the 2006 Connecticut income tax return or 100% of the income tax shown on the 2005 Connecticut income tax return.

A farmer or fisherman who files a 2006 Connecticut income tax return on or before March 1, 2007, and pays in full the amount computed on the return as payable on or before that date, will not be charged interest for underpayment of estimated tax.

Farmers or fishermen who use these special rules must complete and attach Form CT-2210 to their Connecticut income tax return to avoid being billed for interest on the underpayment of estimated income tax. Form CT-2210, Part I, Box D, must be checked as well as the box for Form CT-2210 on the front of Form CT-1041. See **Informational Publication 2005(12)**, *Farmer's Guide to Sales and Use Taxes, Motor Vehicle Fuels Tax, Estimated Income Tax, and Withholding Tax*, and **Informational Publication 2005(8)**, *Fisherman's Guide to Sales and Use Taxes and Estimated Income Tax*.

Interest on Underpayment of Estimated Tax

If the fiduciary did not pay enough tax through withholding or estimated payments, or both, by any installment due date, the fiduciary may be charged interest. This is true even if the fiduciary is due a refund on the income tax return. Interest is calculated separately for each installment. Therefore, the fiduciary may owe interest for an earlier installment even if the fiduciary paid enough tax later to make up the underpayment. Interest at 1% (.01) per month or fraction of a month will be added to the tax due until the **earlier of** April 15, 2006, or the date on which the underpayment is paid.

A fiduciary who files a 2005 Connecticut income tax return on or before January 31, 2006, and pays in full the amount computed on the return as payable on or before that date, will not be charged interest for failing to make the estimated payment due January 15, 2006.

Filing Form CT-2210

The fiduciary may be charged interest if the 2005 Connecticut income tax (after tax credits) minus Connecticut tax withheld is \$1,000 or more. Use Form CT-2210 to calculate interest on the underpayment of estimated tax. Form CT-2210 and detailed instructions are available from DRS. However, this is a complex form and you may prefer to have DRS calculate the interest and send you a bill.

Interest and Penalties

In general, interest and penalty apply to any portion of the tax not paid on or before the original due date of the return.

Interest

If the fiduciary does not pay the tax when due, the fiduciary will owe interest at the rate of 1% (.01) per month or fraction of a month until the tax is paid in full.

If the fiduciary did not pay enough tax through withholding or estimated payments, or both, by any installment due date, interest may be charged. This is true even if you are due a refund when the income tax return is filed. See *Interest on Underpayment of Estimated Tax* above.

Interest on underpayment or late payment of tax cannot be waived.

Penalty for Late Payment or Late Filing

The penalty for late payment or underpayment of income tax is 10% (.10) of the tax due. If a request for an extension of time has been granted, the fiduciary can avoid a penalty for failure to pay the full amount due by the original due date if the fiduciary:

- Pays at least 90% (.90) of the income tax shown to be due on the return on or before the original due date of the return; **and**

- Pays the balance due with the return on or before the extended due date.

If no tax is due, DRS may impose a \$50 penalty for the late filing of any return or report required by law to be filed.

Penalty for Failure to File

If the fiduciary does not file the return and DRS files a return for the fiduciary, the penalty for failure to file is 10% (.10) of the balance due or \$50, whichever is greater. If the fiduciary was required to file an amended Form CT-1041 and failed to do so, a penalty may be imposed. See *Amended Returns*.

Waiver of Penalty

The fiduciary may be able to have the penalty waived if the failure to file or pay tax on time was due to a reasonable cause and was not intentional or due to neglect. Interest **cannot** be waived. Before a penalty waiver can be granted, all tax and interest must be paid. All requests must include:

- A clear and complete explanation;
- The name of the trust or estate, Federal Employer Identification Number, and Social Security Number (if applicable);
- The name of the original form filed or billing notice received;
- The taxable filing period; **and**
- Documentation supporting your explanation.

Attach the penalty waiver request to the **front** of the tax return or mail separately to:

**Department of Revenue Services
Penalty Waiver Unit
PO Box 5089
Hartford CT 06102-5089**

Recordkeeping

Make a copy of the tax return, worksheets you used, and records of all items appearing on the return (such as W-2 and 1099 forms) until the statute of limitations expires for that return. Usually, this is three years from the date the return was due or filed, whichever is later. You may need this information to prepare future returns or to file amended returns.

Copies of Returns

Copies of previously-filed Connecticut income tax returns may be requested from DRS by completing **LGL-002, Request for Disclosure of Tax Return or Tax Return Information**. Requests are normally processed in three weeks.

Order in Which to Complete Form CT-1041 and Schedules

For trusts or estates that do not meet the Quick-File Requirements (See Form CT-1041 *Quick-File Requirements*.)

Complete Form CT-1041 and the schedules for resident and nonresident estates, full-year resident and nonresident trusts, and part-year resident trusts in the following order.

1. Resident trust or estate with resident beneficiaries:

- *Schedule A*;
- Schedule CT-1041B, Part 1;
- Schedule CT-1041C;
- The front of Form CT-1041 excluding Line 3; **and**
- Schedule I, Parts 1 and 2, as necessary.

2. Resident estate or full-year resident testamentary trust with any nonresident beneficiaries or a full-year resident inter vivos trust with nonresident contingent beneficiaries but without nonresident noncontingent beneficiaries:

- *Schedule A*;
- Schedule CT-1041B, Part 1;
- Schedule CT-1041FA, Parts 3 and 2;
- Schedule CT-1041C;
- The front of Form CT-1041 excluding Line 3; **and**
- Schedule I, Parts 1 and 2, as necessary.

3. Full-year resident inter vivos trust with nonresident noncontingent beneficiaries:

- *Schedule A*;
- Schedule CT-1041B, Parts 1 and 2;
- Schedule CT-1041FA, Parts 3 and 2;
- Schedule CT-1041C;
- The front of Form CT-1041 excluding Line 3; **and**
- Schedule I, Parts 1 and 2, as necessary.

4. Nonresident estate, full-year nonresident trust, or part-year resident inter vivos trust without nonresident noncontingent beneficiaries:

- *Schedule A*;
- Schedule CT-1041B, Part 1;
- Schedule CT-1041FA, Parts 3, 2, and 1;
- The front of Form CT-1041 starting at Line 3; **and**
- Schedule I, Parts 1 and 2, as necessary.

5. Part-year resident inter vivos trust with nonresident noncontingent beneficiaries:

- *Schedule A*;
- Schedule CT-1041B, Parts 1 and 2;
- Schedule CT-1041FA, Parts 3, 2, and 1;
- The front of Form CT-1041 starting at Line 3; **and**
- Schedule I, Parts 1 and 2, as necessary.

Form CT-8801, Credit for Prior Year's Connecticut Minimum Tax for Individuals, Trusts, and Estates, must be completed as necessary for all types of trusts and estates that expect a credit or credit carryforward of alternative minimum tax paid in a prior year.

Instructions for Form CT-1041

Filing Year

All information on **Form CT-1041, Connecticut Income Tax Return for Trusts and Estates**, should be for the calendar year January 1 through December 31, 2005, or any fiscal year beginning in 2005. If filing for a fiscal year or short taxable year, enter the month and day the taxable year began and the month, day, and year it ended at the top of the front page.

Name, Address, and Federal ID Number

Enter the name of the trust or estate and the name and address of the fiduciary in the spaces at the top of the return. Also, enter the Federal Employer Identification Number (FEIN) of the trust or estate in the space provided. If it is necessary to file without an FEIN, notify DRS once the number has been obtained from the Internal Revenue Services (IRS). If an estate, also enter the decedent's Social Security Number (SSN).

Enter the name of the trust or estate and the FEIN on all applicable schedules in the spaces provided.

Type of Return

Final Return

Check this box if this is a final return because the trust or estate has been terminated.

Amended Return

Check this box if this is an amended return.

Residency Status

Enter the date the trust or estate was created and the date the trust or estate was terminated (if applicable) in the space provided.

Check only one applicable box to identify the resident status of the trust or estate.

The trust would be a **part-year resident trust** if:

- A trust was revocable when property was transferred to the trust but subsequently has become irrevocable; **and**
- The residency status of the grantor (whether as a resident or nonresident individual) during the taxable year the trust became irrevocable differs from the residency status of the grantor during the taxable year that property was transferred to the trust.

Type of Entity

Check the applicable box to identify the type of trust or estate. If a trust was created by the will of a decedent, check the additional box.

Rounding Off to Whole Dollars

You must round off cents to the nearest whole dollar on your return and schedules. Round down to the next lowest dollar all amounts that include 1 through 49 cents. Round up to the next highest dollar all amounts that include 50 through 99 cents. However, if you need to add two or more amounts to compute the amount to enter on a line, include cents when adding and round off only the total. If you do not round, DRS will disregard the cents.

Example: Add two amounts (\$1.29 + \$3.21) to compute the total (\$4.50) to enter on a line. \$4.50 is rounded to \$5.00 and entered on the line.

Negative Numbers

When entering a negative number, you must precede the number with a minus sign or bracket the amount.

Form CT-1041 Quick-File Requirements

The fiduciary of a resident estate or full-year resident trust may Quick-File Form CT-1041 if all of the following are true for taxable years beginning on or after January 1, 2000. The resident estate or full-year resident trust has no:

- Nonresident beneficiaries;
- *Schedule A*, Connecticut fiduciary adjustments;
- Connecticut alternative minimum tax; **and**
- Adjusted net Connecticut minimum tax credit.

A trustee that files one aggregate federal Form 1041-QFT, U.S. Income Tax Return for Qualified Funeral Trusts, for all QFTs, may Quick-File one aggregate Form CT-1041 for all Connecticut resident QFTs as long as all grantors and all beneficiaries of every QFT are Connecticut residents.

Form CT-1041 Quick-File Line Instructions

Line 1 - Connecticut Taxable Income of Fiduciary

Enter federal taxable income of fiduciary (from federal Form 1041, *Line 22*).

Line 2 - Connecticut Income Tax

Multiply Line 1 by 5% (.05) and enter the result.

Line 3 - Allocated Connecticut Income Tax

Do not complete Line 3.

Line 4 - Credit for Income Tax Paid to Qualifying Jurisdictions

(Resident Estates and Full-Year Resident Trusts Only)
Enter the amount from *Worksheet for Credit for Income Taxes Paid to Qualifying Jurisdictions*, Line 8. You must attach a copy of all income tax returns filed with qualifying jurisdictions to the back of your Form CT-1041.

Line 5

Subtract Line 4 from Line 2. If Line 4 is greater than Line 2, enter "0."

Line 6 - Connecticut Alternative Minimum Tax

Do not complete Line 6.

Line 7

Enter the amount from Line 5.

Line 8 - Adjusted Net Connecticut Minimum Tax Credit

Do not complete Line 8.

Line 9 - Connecticut Income Tax

Enter the amount from Line 7.

Lines 10 - 23

To complete Lines 10 through 23, see *Form CT-1041 Line Instructions*, below.

See *Who Must Sign the Return, Paid Preparer Signature*, and *Mailing the Return* on Page 15.

Form CT-1041 Line Instructions

For trusts or estates that do not meet the Quick-File Requirements.

Line 1 - Connecticut Taxable Income of Fiduciary

(Resident Estate or Full-Year Resident Trust Only)
Enter the amount from Schedule CT-1041C, Line 14.

Line 2 - Connecticut Income Tax

(Resident Estate or Full-Year Resident Trust Only)
Multiply Line 1 by 5% (.05) and enter the result.

Line 3 - Allocated Connecticut Income Tax

(Nonresident Estates or Trusts and Part-Year Resident Trusts Only)
Enter the amount from Schedule CT-1041FA, Part 1, Line 12.

Line 4 - Credit for Income Tax Paid to Qualifying Jurisdictions

(Resident Estates and Full or Part-Year Resident Trusts Only)
Enter the amount from *Worksheet for Credit for Income Taxes Paid to Qualifying Jurisdictions*, Line 8. You must attach a copy of all income tax returns filed with qualifying jurisdictions to the back of your Form CT-1041.

Line 5

Resident Estates and Trusts

Subtract Line 4 from Line 2.

Part-Year Resident Trusts

Subtract Line 4 from Line 3. If the result is less than zero, enter "0."

Line 6 - Connecticut Alternative Minimum Tax

If you were required to pay federal alternative minimum tax for 2005, you must file Form CT-1041, Schedule I. Enter the amount from Form CT-1041, Schedule I, Part 1, Line 23. Contact the DRS Forms Unit to obtain Schedule I. See *How to Get Additional Forms and Publications*.

Line 7

Add Line 5 and Line 6 and enter the total.

Line 8 - Adjusted Net Connecticut Minimum Tax Credit

Enter the amount from the appropriate line of **Form CT-8801, Credit for Prior Year's Connecticut Minimum Tax for Individuals, Trusts, and Estates**. If you did not pay Connecticut alternative minimum tax in a prior year or you entered an amount on Line 6 of this form, enter "0."

Line 9 - Connecticut Income Tax

Subtract Line 8 from Line 7 and enter the result.

Line 10 - Connecticut Tax Withheld

This amount must total the Connecticut income taxes withheld as indicated on your copies of W-2, W-2G, Schedule CT K-1, and certain 1099 forms. Enter only Connecticut income tax withheld. Be sure you staple the **copy** of all W-2 forms and any other forms showing Connecticut tax withheld to the front of your return or your claim of amounts withheld will not be allowed.

Line 11 - Estimated Tax Paid

Enter the total of all 2005 estimated income tax payments and any 2004 income tax overpayment credited to 2005. Be sure to include any 2005 estimated income tax payments made in 2006.

Line 12 - Payments Made With Extension Request

If you filed **Form CT-1041 EXT**, *Application for Extension of Time to File Connecticut Income Tax Return for Trusts and Estates*, for 2005, enter the amount you paid with Form CT-1041 EXT.

If this is an amended return, also include the amount paid with the original return.

Line 13 - Total Payments

Add Lines 10, 11, and 12 and enter the total.

Line 14 - Amount Overpaid

If Line 13 is greater than Line 9, subtract Line 9 from Line 13 and enter the result. This is the amount of your overpayment. To properly allocate your overpayment, go to Lines 15 and 18. If Line 13 is less than Line 9, go to Line 19.

Line 15 - Amount of Line 14 to Be Applied to Your 2006 Estimated Tax

Enter the amount of your 2005 overpayment you wish to apply to your 2006 Connecticut estimated income tax. It will be treated as an estimate filed on April 15, 2006, if your return is filed on time or if you filed a timely request for extension and your return is filed within the extension period. For fiscal year filers, it will be treated as an estimate filed on the fifteenth day of the fourth month of the 2006 taxable year.

Your decision to apply this amount to 2006 estimated income tax is irrevocable.

Line 16 - Balance of Overpayment

Subtract Line 15 from Line 14 and enter the result.

Line 17 - For Future Use

Line 18 - Amount to Be Refunded to You

Enter the amount from Line 16. This is the amount of your refund.

Line 19 - Amount of Tax You Owe

If Line 9 is greater than Line 13, subtract Line 13 from Line 9 and enter the result.

Line 20 - Penalty for Late Payment or Filing

If you are making a late payment or filing the return after the due date of the return, see *Interest and Penalties*.

Line 21 - Interest for Late Payment or Filing

If you fail to pay the tax when due, see *Interest and Penalties*.

Line 22 - Interest on Underpayments of Estimated Tax

If Line 9 minus Line 10 is \$1,000 or more, you may owe interest on estimated income tax you either underpaid or paid late. **Form CT-2210**, *Underpayment of Estimated Income Tax by Individuals, Trusts, and Estates*, can help you find

out if you did underestimate and help you calculate the interest.

If you prefer to have DRS calculate the interest, do not file Form CT-2210; leave Line 22 blank and we will bill you. Interest on underpayment of estimated income tax stops accruing on the **earlier** of the day you pay your tax or April 15, 2006.

Line 23 - Amount Due

Add Lines 19 through 22 and enter the total. Pay the amount in full with the return. Make your check or money order payable to: **Commissioner of Revenue Services**. DRS may submit your check to your bank electronically. Write the FEIN and **“2005 Form CT-1041”** on the check or money order in the lower left corner. Do not send cash.

Who Must Sign the Return

The fiduciary or an officer representing the fiduciary must sign and date Form CT-1041 on the back of the return.

Paid Preparer Signature

Anyone the fiduciary pays to prepare the return must sign and date it. Paid preparers must also enter their SSN or Preparer Tax Identification Number (PTIN), their firm's FEIN, and their firm's address and telephone number in the spaces provided.

Mailing the Return

Make a copy of this return for the records of the trust or estate. Attach copies of any required schedules and forms to this return. Do **not** attach copies of the federal income tax return or federal schedules. Use the envelope provided when mailing the return.

Credit for Income Taxes Paid to Qualifying Jurisdictions

Resident estates, full-year resident trusts, and part-year resident trusts use the worksheet on Page 17 to calculate a credit against the Connecticut income tax liability for income taxes paid for the taxable year to another state or a political subdivision of that state or to the District of Columbia. Credit may only be claimed if the income on which taxes were paid was derived from or connected with sources within the qualifying jurisdiction. For part-year resident trusts, the credit is allowed only for that portion of the taxable year in which a taxpayer was a Connecticut resident trust.

No credit is allowed for any of the following:

- Income tax payments made to a qualifying jurisdiction on income not included in Connecticut taxable income;
- Income tax paid to a jurisdiction that is not a qualifying jurisdiction, including a foreign country or its provinces (for example, Canada and Canadian provinces);
- Alternative minimum tax paid to a qualifying jurisdiction;

- Income tax paid to a qualifying jurisdiction if the fiduciary claimed credit on that other jurisdiction's income tax return for income taxes paid to Connecticut; **or**
- Penalties or interest on income taxes the fiduciary paid to a qualifying jurisdiction.

The allowed credit must be separately computed for each qualifying jurisdiction. Use separate columns for each jurisdiction for which you are claiming a credit. If you need more than two columns, you should create an identical worksheet. Attach a copy of all income tax returns filed with qualifying jurisdictions to the back of your Form CT-1041 or the credit will be disallowed.

If you are claiming credit for income taxes paid to another state **and** to one of its political subdivisions, follow these rules to determine your credit:

- A. If the **same amount** of income is taxed by both the city and state:
 1. Use only **one** column of the worksheet to calculate your credit;
 2. Enter the same income taxed by both the city and state on Line 2 on the worksheet; **and**
 3. Combine the amounts of tax paid to the city and the state on that income and enter the total on Line 6.
- B. If the **amounts** of income taxed by both the city and state **are not the same**:
 1. Use two columns on the worksheet;
 2. Enter only the income taxed by both jurisdictions on Line 2 in the first column; **and**
 3. Enter the excess income taxed by only one of the jurisdictions in the next column.

The credit claimed cannot exceed the amount of tax due to Connecticut on that portion of income taxed in another jurisdiction.

Worksheet Instructions

Line 1 - Connecticut Taxable Income of Fiduciary

Resident Trust or Estate

Enter:

1. The Connecticut taxable income of the fiduciary from Form CT-1041, Line 1; **and**
2. Any net loss derived from or connected with sources in one or more qualifying jurisdictions where you were subject to income taxation (whether or not income tax was actually paid to the jurisdictions).

Example: Taxpayer B, a resident trust, has taxable income of \$70,000, which includes income of \$15,000 from business activities conducted in Massachusetts and a net loss of \$15,000 from a business conducted in Rhode Island. The fiduciary of this trust must add the \$15,000 net loss to the \$70,000 and enter \$85,000 on Line 1.

Part-Year Resident Trust

Enter the amount from Schedule CT-1041FA, Part 1, Line 9, with the following exceptions:

1. Add to the amount from Schedule CT-1041FA, Part 1, Line 9, any **net** loss derived from or connected with sources in one or more qualifying jurisdiction(s) where you were subject to income taxation whether or not income tax was actually paid to the jurisdiction(s).
2. For the period the trust is a Connecticut resident trust, add back any item of loss or deduction and subtract any item of income or gain that is an item of special accrual.

Enter the modified amount on Line 1 of the worksheet.

Example: Taxpayer L, a part-year resident trust, has taxable income from its residency period of \$60,000, which includes income of \$15,000 from business activities conducted in Massachusetts and a net loss of \$20,000 from a business conducted in Rhode Island. The fiduciary of this trust must add the \$20,000 net loss to the \$60,000 and enter \$80,000 on Line 1.

Line 2 - Non-Connecticut Income

Resident Trust or Estate

Enter the total non-Connecticut income included on Line 1 and reported on another jurisdiction's income tax return.

Part-Year Resident Trust

Enter the total non-Connecticut income for the period of Connecticut residency included on Line 1 and reported on another jurisdiction's income tax return.

For the period the trust is a Connecticut resident trust, add back any item of loss or deduction and subtract any item of income or gain that is an item of special accrual.

Line 3

Resident and Part-Year Resident Trust

Divide Line 2 by Line 1. The result cannot exceed 1.0000. Round to four decimal places.

Line 4 - Connecticut Income Tax Liability

Resident Trust or Estate

Enter the Connecticut tax liability as shown on Form CT-1041, Line 2.

Part-Year Resident Trust

Enter the allocated Connecticut income tax liability as shown on Schedule CT-1041FA, Line 12. To determine the Connecticut income tax liability of a part-year resident trust, the tax applies to the income derived from or connected with sources within this state. The income derived from or connected with sources within this state for a part-year resident trust is the sum of the trust's Connecticut taxable income during the residency

Worksheet for Credit for Income Taxes Paid to Qualifying Jurisdictions

Resident estates and full or part-year resident trusts only.

	Column A	Column B
1. Connecticut taxable income of fiduciary 1.		
Enter name of each qualifying jurisdiction.		
2. Non-Connecticut income included on Line 1 above 2.		
3. Divide Line 2 by Line 1 (may not exceed 1.0000). 3.	.	.
4. Connecticut tax liability 4.		
5. Multiply Line 3 by Line 4. 5.		
6. Income tax paid to a qualifying jurisdiction 6.		
7. Enter the lesser of Line 5 or Line 6. 7.		
8. Total Credit (Add the amount on Line 7 for each column.) 8.		.00

portion of the taxable year **and** the trust's income derived from or connected with sources within Connecticut during the nonresidency portion of the taxable year.

Line 5

Multiply Line 3 by Line 4 and enter the result.

Line 6 - Income Tax Paid to Qualifying Jurisdictions

Resident Trust or Estate

Enter the total amount of income tax paid to a qualifying jurisdiction for the taxable year.

Income tax paid means the lesser of the tax liability to that jurisdiction or the tax the trust or estate paid to that jurisdiction as reported on a return filed with that jurisdiction excluding any penalty or interest. Do not report taxes withheld for the qualifying jurisdiction.

Part-Year Resident Trust

Enter the total amount of income tax paid to a qualifying jurisdiction for the period of Connecticut residency only.

If the tax the trust paid to that jurisdiction was also based on income earned during the nonresidency period, prorate the amount of tax for which you are claiming credit. The proration is based upon the relationship that the income earned in that jurisdiction during the period of Connecticut residency bears to the total amount of income the trust earned in that jurisdiction in the taxable year.

Example: Taxpayer H, a part-year resident trust, conducted business in Rhode Island all year and paid \$1,200 in Rhode Island tax in 2005. The trust's total Rhode Island income for 2005 was \$20,000 of which \$15,000 was earned while the

trust was a Connecticut resident trust. The income tax paid to Rhode Island during the Connecticut residency period is:

$$\frac{\$15,000}{\$20,000} \times \$1,200 = \$900$$

The fiduciary of this trust should enter \$900 on Line 6.

Income tax paid means the lesser of the trust's tax liability to the qualifying jurisdiction or the tax the trust paid to that jurisdiction as reported on a return filed with that jurisdiction excluding any penalty or interest. Do not report taxes withheld for the qualifying jurisdiction.

Line 7

Enter the lesser of Line 5 or Line 6.

Line 8 - Total Credit for Income Taxes Paid to Qualifying Jurisdictions

Add the amounts from Line 7A, Line 7B, and Line 7 of any additional worksheets. The amount on Line 8 cannot exceed the amount on Line 5. Enter the total here and on Form CT-1041, Line 4.

Attach a copy of the income tax return filed with each qualifying jurisdiction to your Connecticut income tax return or the credit will be disallowed.

Connecticut Fiduciary Adjustment

Use *Schedule A* to compute the Connecticut fiduciary adjustment, which is then allocated among the trust or estate and its beneficiaries in Schedule CT-1041B, Part 1. The fiduciary adjustment is the net amount of the additions and subtractions enumerated on *Schedule A*, which relate to items of income, gain, loss, or deduction of the trust or estate.

Amount Paid or Set Aside for Charitable Purposes

When calculating the fiduciary adjustment on *Schedule A*, do not include the modifications for any amount paid or set aside for a charitable purpose during the taxable year. (See instructions for federal Form 1041-A, U.S. Information Return Trust Accumulation of Charitable Amounts, and federal Form 5227, Split-Interest Trust Information Return, for information on charitable deductions.)

Member of a Pass-Through Entity

If the trust or estate has income as a member of a pass-through entity, any additions or subtractions that apply to the income should be included on *Schedule A*. You may obtain the trust's or estate's share of the entity's items from Schedule CT K-1, *Member's Share of Certain Connecticut Items*.

Beneficiary of Another Trust or Estate

If the trust or estate is a beneficiary of another trust or estate, you may generally obtain the share of the fiduciary adjustment of the other trust or estate to be included on *Schedule A* from its fiduciary.

The trust or estate must make the additions and subtractions for its taxable year within which the taxable year of any S corporation, partnership, or trust or estate of which it is a shareholder, partner, or beneficiary, respectively, ends.

Entering Additions and Subtractions

Enter on Line 11 any expense related to the amounts entered on *Schedule A*, Lines 1 through 4, to the extent deductible in determining federal taxable income prior to the deductions related to distributions to beneficiaries. Do not net the expenses against the amounts entered on Lines 1 through 4.

Enter on Line 5 any expense related to the amounts entered on *Schedule A*, Lines 7 through 10, to the extent deductible in determining federal taxable income prior to the deductions related to distributions to beneficiaries. Do not net the expenses against the amounts entered on Lines 7 through 10.

Example: To the extent deductible in determining federal taxable income prior to the deductions relating to distributions to beneficiaries, interest expenses on indebtedness incurred to purchase:

1. State and local government bonds, the interest from which is subject to Connecticut income tax but exempt from federal income tax, is entered on Line 11 (and not netted against the amount entered on Line 1).
 2. U.S. government bonds, the interest from which is subject to federal income tax but exempt from Connecticut income tax, is entered on Line 5 (and not netted against the amount entered on Line 7).
-

Instructions for Schedule A

See **Policy Statement 2005(2)**, *Connecticut Income Tax on Bonds or Obligations Issued by the United States Government, by State Governments, or Municipalities*, to determine if you are required to make an adjustment.

Additions to Federal Taxable Income

Enter all amounts as positive numbers.

Line 1 - Interest on State and Local Government Obligations Other Than Connecticut

Enter the total amount of interest income derived from state and municipal government obligations, other than obligations of the State of Connecticut or its municipalities, which is not taxed for federal income tax purposes. Do not enter interest income derived from government obligations of Puerto Rico, Guam, American Samoa, or U.S. Virgin Islands.

Line 2 - Exempt-Interest Dividends Received From a Mutual Fund Derived From State or Municipal Government Obligations Other Than Connecticut

Enter the total amount of exempt-interest dividends received from a mutual fund derived from state and municipal

government obligations other than obligations of the State of Connecticut or its municipalities. If the exempt-interest dividends are derived from obligations of Connecticut or other states, enter only the percentage derived from non-Connecticut obligations. Do not enter exempt-interest dividends derived from government obligations of Puerto Rico, Guam, American Samoa, or U.S. Virgin Islands.

Example: A fund invests in obligations of many states, including Connecticut. Assuming that 20% of the distribution is from Connecticut obligations, the remaining 80% would be added back on Line 2.

Line 3 - Loss on Sale of Connecticut State and Local Government Bonds

Enter the total amount of losses from the sale or exchange of notes, bonds, or other obligations of the State of Connecticut or its municipalities.

Line 4 - Connecticut Income Tax Payments Deducted in Determining Federal Taxable Income

Add back any Connecticut income tax paid or accrued to the extent deductible in determining federal taxable income prior to deductions relating to distributions to beneficiaries.

Line 5 - Other

Use Line 5 to add back any:

1. Expenses paid or incurred for the production (including management, conservation, and maintenance of property held for the production) or collection of income exempt from Connecticut income tax to the extent deductible in determining federal taxable income prior to deductions relating to distributions to beneficiaries;
2. Amortizable bond premium on bonds producing interest income exempt from Connecticut income tax to the extent deductible in determining federal taxable income prior to deductions relating to distributions to beneficiaries;
3. Interest or dividend income on obligations or securities of any authority, commission, or instrumentality of the United States which federal law exempts from federal income tax but does not exempt from state income taxes; **or**
4. Interest expenses on indebtedness incurred or continued to purchase or carry obligations or securities, the income from which is exempt from Connecticut income tax, to the extent deductible in determining federal taxable income prior to deductions relating to distributions to beneficiaries.

Line 6 - Total Additions

Add Lines 1 through 5.

Subtractions to Federal Taxable Income

Enter all amounts as positive numbers.

Line 7 - Interest on U.S. Government Obligations

Enter the total of any interest income (to the extent includable in federal taxable income) derived from U.S. government obligations which federal law prohibits states from taxing (for example, U.S. government bonds such as Savings Bonds Series EE and Series HH or U.S. Treasury bills and notes).

Do not enter the amount of interest earned on Federal National Mortgage Association (Fannie Mae) bonds, Government National Mortgage Association (Ginnie Mae) bonds, and Federal Home Loan Mortgage Corporation (Freddie Mac) securities. Federal law does not prohibit states from taxing interest income derived from these obligations and this interest income is taxable for Connecticut income tax purposes. Do not enter the amount of interest paid to you on any federal income tax refund.

Line 8 - Exempt Dividends From Certain Mutual Funds Derived From U.S. Government Obligations

Enter the total amount of exempt dividends received from a qualifying mutual fund derived from U.S. government obligations. A mutual fund is a qualifying fund if, **at the close of each quarter of its taxable year**, at least 50% of the value of its assets consists of U.S. government obligations. The percentage of dividends that are exempt dividends should be reported to you by the mutual fund. (See Line 7 instructions above.)

Line 9 - Gain on Sale of Connecticut State and Local Government Bonds

Enter the total amount of all gains from the sale or exchange of notes, bonds, or other obligations of the State of Connecticut or its municipalities.

Line 10 - Refunds of Connecticut Income Tax

Enter the amount of taxable refunds of Connecticut income tax reported on federal Form 1041, Line 8.

Line 11 - Other

To the extent not deductible in determining federal taxable income prior to deductions relating to distributions to beneficiaries, use Line 11 to subtract:

- Any interest paid on indebtedness incurred to acquire investments that provide income taxable in Connecticut but not taxable for federal purposes;
- Expenses paid or incurred for the production (including management, conservation, and maintenance of property held for production) or collection of income taxable in Connecticut but exempt from federal income tax; **or**
- Any amortizable bond premium on bonds that provide interest income taxable in Connecticut but exempt from federal income tax.

Do **not** use Line 11 to subtract income subject to tax in another jurisdiction. See *Worksheet for Credit for Income Taxes Paid to Qualifying Jurisdictions*, Line 4.

Line 12 - Total Subtractions

Add Lines 7 through 11.

Line 13 - Connecticut Fiduciary Adjustment

Subtract Line 12 from Line 6. Enter here and on Schedule CT-1041B, Part 1, Line f, Column 5. This amount may be positive or negative.

If you have a Connecticut fiduciary adjustment, complete Schedule CT-1041B, Part 1, to calculate the fiduciary's and each beneficiary's share of the Connecticut fiduciary adjustment.

Schedule CT-1041B, Part 2, should only be completed by full-year resident or part-year resident inter vivos trusts with any nonresident noncontingent beneficiaries to calculate the percentage of resident noncontingent beneficiaries. The status of the beneficiaries is determined as of year end.

Form CT-1041, Questions A, B, and C

The fiduciary **must** complete Form CT-1041, Questions A, B, and C. All inter vivos trusts claiming a resident noncontingent beneficiary percentage on Schedule CT-1041B, Part 2, **must** complete Form 1041, Question A, or this percentage could be disallowed.

Instructions for Schedule CT-1041B

Part 1 - Shares of Connecticut Fiduciary Adjustment

Part 1 shows the distribution of the Connecticut fiduciary adjustment among the beneficiaries and the fiduciary of the trust or estate. The shares of the beneficiaries and of the fiduciary in the Connecticut fiduciary adjustment, *Schedule A*, Line 13, are in proportion to their respective shares of federal distributable net income of the trust or estate.

Report on Part 1 the names and addresses of all beneficiaries, both resident and nonresident, to whom income is distributable, whether or not the income is taxable to the nonresident beneficiaries. **Complete this section even if there is no distribution to the beneficiaries.**

Columns 1 and 2

Enter the name, address, and identifying number of each beneficiary of the trust or estate. If the mailing address differs from the home address, give both. If a beneficiary is a nonresident, check the appropriate box to the right of the beneficiary's name. If there are more than four beneficiaries, attach a schedule identical to Part 1 for the additional beneficiaries.

Column 3

Enter the respective share of federal distributable net income of each beneficiary and of the fiduciary on the appropriate lines. Entries must be made for all resident and nonresident beneficiaries.

If the distributable net income of a trust or estate for the taxable year is zero or less than zero, each beneficiary's share in the Connecticut fiduciary adjustment is in proportion to that beneficiary's share of the income of the trust or estate for the taxable year and any other amounts properly paid or credited or required to be distributed during the taxable year. Any balance of the fiduciary adjustment not allocable to any beneficiary is allocated to the trust or estate.

Column 4

Determine the percentage interest of each beneficiary and of the fiduciary in federal distributable net income of the trust or estate based upon amounts in Column 3. Enter that percentage on the appropriate line of Column 4.

Column 5

Enter the amount of the Connecticut fiduciary adjustment (from *Schedule A*, Line 13) as the total on Line f, Column 5. The share of each beneficiary and of the fiduciary in the total amount is determined by multiplying the total fiduciary adjustment by the Column 4 percentage.

If the trust or estate has no federal distributable net income, each beneficiary's share in the fiduciary adjustment must be in proportion to his or her share of the trust or estate income for the taxable year under local law or the governing instrument, which is required to be distributed currently, and any amounts of the income distributed during the year. Any balance of the fiduciary adjustment not allocable to beneficiaries must be allocated to the trust or estate. If the shares in the Connecticut fiduciary adjustment are apportioned in accordance with this paragraph, show the apportionment in a schedule attached to the return.

The fiduciary must provide each beneficiary with a schedule of modifications to include on *Schedule I* of his or her Form CT-1040 or Form CT-1040NR/PY.

Part 2 - Percentage of Resident Noncontingent Beneficiaries

Complete Part 2 to calculate the resident noncontingent beneficiary percentage of a full-year resident or part-year resident inter vivos trust with nonresident noncontingent beneficiaries. These trusts are taxed on income derived from or connected with sources within Connecticut and all other income earned during the period of residency multiplied by the resident noncontingent beneficiary percentage. The percentage is a fraction. The numerator is the total number of resident noncontingent beneficiaries and the denominator is the sum of both resident noncontingent and nonresident noncontingent beneficiaries. An example follows the line instructions. (For an explanation of inter vivos trust and noncontingent beneficiary, see *Definitions*.)

Line 1

Enter the number of resident noncontingent beneficiaries, if any.

Line 2

Enter the number of nonresident noncontingent beneficiaries.

Line 3

Add Line 1 and Line 2.

Line 4

Divide Line 1 by Line 3 and enter the result as a decimal. Round to four decimal places.

If the trust is a full-year resident inter vivos trust, enter this decimal on Schedule CT-1041C, Line 11.

If the trust is a part-year resident inter vivos trust, enter this decimal on Schedule CT-1041FA, Part 1, Line 5.

Example: Mr. Jones, a Connecticut resident, established an irrevocable trust in 2002 for the benefit of his three grandchildren, beneficiaries A, B, and C. Since the trust consists of property transferred from a Connecticut resident, the trust is considered a resident trust. Because the trust was not created by the will of the decedent, the trust is an inter vivos trust. The trust agreement permits the trustee to distribute income or corpus (or both) to all three beneficiaries during the year. This makes all three beneficiaries noncontingent beneficiaries. Beneficiaries A and B are Connecticut residents, but beneficiary C is a Vermont resident. Since there are one or more nonresident noncontingent beneficiaries, the fiduciary of this trust must complete Schedule CT-1041B, Part 2, as follows:

1. Indicate the number of resident noncontingent beneficiaries, if any.	2
2. Indicate the number of nonresident noncontingent beneficiaries.	1
3. Add Lines 1 and 2.	3
4. Divide Line 1 by Line 3 and enter decimal to four places.	0.6667

The decimal on Line 4 (rounded to four decimal places) is entered on Schedule CT-1041C, Line 11.

If the trust in the example is a part-year resident trust, the amount on Line 4 is entered on Schedule CT-1041FA, Part 1, Line 5.

Instructions for Schedule CT-1041C

Verify line references from federal Form 1041 at the time you complete this schedule. See the note on the cover.

Resident estates or full-year resident trusts must complete this schedule to calculate Connecticut taxable income.

Resident Trust or Estate With or Without Nonresident Beneficiaries

Each **resident estate** or **full-year resident trust**, except for Quick-Filers, must select the applicable box pertaining to the status of its beneficiaries. Inter vivos trusts with nonresident noncontingent beneficiaries calculate Connecticut taxable income differently than other trusts. (See *Connecticut Taxable Income for Certain Inter Vivos Trusts*.)

Type of Trust or Estate

Line 1

Resident trust or estate without nonresident beneficiaries, check the box and proceed to Line 4. Skip Lines 7 through 13.

Line 2

Resident estate or a resident testamentary trust with one or more nonresident beneficiaries or an inter vivos trust with nonresident contingent beneficiaries but without nonresident noncontingent beneficiaries, check the box and complete Schedule CT-1041FA, Parts 3 and 2; proceed to Line 4. Skip Lines 7 through 13.

Line 3

Resident inter vivos trust with one or more nonresident noncontingent beneficiaries, check the box and complete Schedule CT-1041FA, Parts 3 and 2; proceed to Line 4. Complete Lines 7 through 14.

Line 4 - Federal Taxable Income of Fiduciary

Enter the amount of federal taxable income of the fiduciary from federal Form 1041, Line 22.

Line 5 - Fiduciary's Share of Connecticut Fiduciary Adjustment

Enter the fiduciary's share of the Connecticut fiduciary adjustment from Schedule CT-1041B, Part 1, Line e, Column 5. This may be a positive or negative number.

Line 6 - Connecticut Gross Taxable Income of Fiduciary as Modified

Add Line 4 and Line 5.

Full-year resident inter vivos trusts with one or more nonresident noncontingent beneficiaries, complete Lines 7 through 14; all others go to Line 14.

Line 7 - Fiduciary's Share of Income From Connecticut Sources

Enter the fiduciary's share of income derived from or connected with sources within Connecticut from Schedule CT-1041FA, Part 2, Line e, Column 3.

Line 8a

Enter the amount from Schedule CT-1041FA, Part 3, Line 4, Column B.

Line 8b

Enter the amount from Schedule CT-1041FA, Part 3, Line 18, Column B.

Line 8c

Subtract Line 8b from Line 8a.

Line 9 - Income From Connecticut Sources of Fiduciary as Modified

Add Line 7 and Line 8c.

Line 10 - Connecticut Taxable Income of Fiduciary From Non-Connecticut Sources as Modified

Subtract Line 9 from Line 6.

Line 11 - Percentage of Resident Noncontingent Beneficiaries

Enter the decimal, rounded to four places, from Schedule CT-1041B, Part 2, Line 4.

Line 12 - Connecticut Taxable Portion of Non-Connecticut Source Income of Fiduciary

Multiply Line 10 by Line 11.

Line 13 - Connecticut Taxable Income of Fiduciary of a Resident Inter Vivos Trust With One or More Nonresident Noncontingent Beneficiaries

Add Line 9 and Line 12.

Line 14 - Connecticut Taxable Income of Fiduciary

If the taxpayer is a resident inter vivos trust with one or more nonresident noncontingent beneficiaries, enter the amount from Line 13. Otherwise, enter the amount from Line 6.

The amount on Line 14 must also be entered on Form CT-1041, Line 1.

Instructions for Schedule CT-1041FA

Verify line references from federal Form 1041. See note on cover.

Schedule CT-1041FA must be completed and attached to Form CT-1041 filed for a:

1. Nonresident trust or estate having income derived from or connected with sources within Connecticut;
2. Part-year resident trust;
3. Resident trust or estate with a nonresident beneficiary; **or**
4. Resident inter vivos trust with one or more nonresident noncontingent beneficiaries.

Refer to the front page of Schedule CT-1041FA to determine which parts must be completed and in what order.

Part 1 - Computation of Connecticut Tax of a Nonresident Estate or Trust and Part-Year Resident Trust

Line 1 - Federal Taxable Income of Fiduciary

Enter the federal taxable income of the fiduciary as reported on federal Form 1041, Line 22.

Line 2 - Fiduciary's Share of Connecticut Fiduciary Adjustment

Enter the amount from Schedule CT-1041B, Part 1, Line e, Column 5. This may be a positive or negative number.

Line 3 - Gross Taxable Income of Fiduciary as Modified

Add Line 1 and Line 2.

Line 4 - Connecticut Taxable Income of Fiduciary From Connecticut Sources

Part-year resident inter vivos trusts with nonresident noncontingent beneficiaries, complete Lines a through i. All others, enter Subtotal from Line c on Schedule CT-1041FA, Part 1, Line 4, and go to Line 9 of Schedule CT-1041FA.

The amount entered on Line c includes the fiduciary's share of distributable net income and certain gains derived from or connected with Connecticut sources for the residency and nonresidency portions of the taxable year. The share for the residency portion of the taxable year may include income not from Connecticut sources. If so, complete Lines d through i to determine the amount to be subtracted from the amount entered on Line c.

To determine the Connecticut taxable income of the fiduciary from Connecticut sources, complete the worksheet below:

Schedule CT-1041FA - Line 4 Worksheet	
a. Fiduciary's share of income from Connecticut sources from Schedule CT-1041FA, Part 2, Line e, Column 3.	
b. Subtract the amount on Schedule CT-1041FA, Part 3, Line 18, Column B, from the amount on Part 3, Line 4, Column B. Enter result here.	
c. Subtotal (Add Line a and Line b.)	.00
d. Enter the portion of the amount on Schedule CT-1041FA, Part 3, Line 24, Column B, that was non-Connecticut source income during the residency portion of the taxable year.	
e. Enter the percentage from Schedule CT-1041B, Part 1, Line e, Column 4.	
f. Multiply Line d by Line e.	.00
g. Enter the portion of Line b that was non-Connecticut source income during the residency portion of taxable year.	
h. Subtotal (Add Line f and Line g.)	
i. Total (Subtract Line h from Line c and enter the result here and on Schedule CT-1041FA, Part 1, Line 4.)	.00

Complete Lines 5 through 8 only for part-year resident inter vivos trusts with nonresident noncontingent beneficiaries.

Line 5 - Percentage of Resident Noncontingent Beneficiaries

Enter the decimal (rounded to four places) from Schedule CT-1041B, Part 2, Line 4.

Line 6 - Connecticut Taxable Income of Fiduciary From Non-Connecticut Sources During the Residency Portion of the Taxable Year as Modified

Enter the amount from Schedule CT-1041FA - Line 4 *Worksheet*, Line h above.

Line 7 - Connecticut Taxable Portion of Non-Connecticut Source Income of Fiduciary

Multiply Line 6 by Line 5 and enter the result.

Line 8 - Connecticut Taxable Income of Fiduciary of a Part-Year Resident Inter Vivos Trust With Nonresident Noncontingent Beneficiaries

Add Line 4 and Line 7.

Line 9

For a part-year resident inter vivos trust with nonresident noncontingent beneficiaries, enter the amount from Line 8. Otherwise, enter the greater of Line 3 or Line 4.

Line 10 - Connecticut Income Tax

Multiply Line 9 by 5% (.05) and enter the result. If Line 9 is less than zero, enter "0."

Line 11

Part-year resident inter vivos trusts with one or more nonresident noncontingent beneficiaries:

- If Line 9 is greater than zero, enter 1.0000.
- If Line 9 is less than or equal to zero, enter "0."

All others:

- If Line 4 is greater than zero and Line 4 is greater than or equal to Line 3, enter 1.0000.
- If Line 4 is greater than zero and less than Line 3, divide Line 4 by Line 3 and enter the result as a decimal. Round to four decimal places.
- If Line 4 is less than or equal to zero, enter "0."

Line 12 - Allocated Connecticut Tax

Multiply Line 10 by Line 11. Enter the result here and on Form CT-1041, Line 3.

Part 2 - Fiduciary's and Beneficiary's Share of Income From Connecticut Sources

The federal distributable net income derived from or connected with sources within Connecticut (Part 3, Line 24, Column B) is allocated in Part 2 to the trust or estate (fiduciary) and its beneficiaries in proportion to their respective shares in the federal distributable net income of the trust or estate. Do not complete Part 2 if Part 3, Line 24, Column B is zero.

Columns 1 and 2

Using Schedule CT-1041B, Part 1, Columns 3 and 4, enter the respective amount and percentage of federal distributable net income of each beneficiary and of the fiduciary on the appropriate lines of Columns 1 and 2. List beneficiaries in the same order as used on Schedule CT-1041B, Part 1, Column 1. The entries on Schedule CT-1041B, Part 1, Columns 3 and 4, and Schedule CT-1041FA, Part 2, Columns 1 and 2, are identical.

For resident beneficiaries, their entire distributable share of trust or estate income, not just the portion derived from or connected with Connecticut sources, is included in their Connecticut adjusted gross income.

Column 3

Enter on the Total Line of Column 3, the amount entered on Part 3, Line 24, Column B.

Determine the share of each nonresident beneficiary or of the fiduciary of a nonresident estate or trust or part-year resident trust in the total amount by multiplying the total in Column 3 by the percent in Column 2. For part-year resident trusts, the amounts in Column 3 for nonresident beneficiaries should not include amounts received during the residency portion of the taxable year not derived from or connected with sources within Connecticut.

The fiduciary must provide each nonresident beneficiary with a schedule of income derived from or connected with sources within Connecticut to include on his or her Form CT-1040NR/PY, Schedule CT-SI.

Part 3 - Details of Federal Distributable Net Income and Amounts of Income Derived From or Connected With Sources Within Connecticut

Enter in Column A the amount reported on federal Form 1041 as modified for the applicable items reported on *Schedule A*. For information on federal amounts which may be modified, such as the gain or loss on the sale of Connecticut state and local government bonds, see *Instructions for Schedule A*. Enter in Column B the portion of each amount in Column A that is income or deductions derived from or connected with sources within Connecticut.

Passive Activity Loss Limitations

In completing Column B, recompute any deduction for passive activity losses to determine the amounts that would be allowed if the federal taxable income took into account only items of income, gain, loss, or deduction of income derived from or connected with sources within Connecticut.

Part-Year Resident Trusts Only

For a part-year resident trust, include in Column B all income during the residency portion of the taxable year and all income derived from or connected with sources within Connecticut during the nonresidency portion of the taxable year. If the trust was a part-year resident trust, include in Column B all items of special accruals. See *Special Accruals*.

Do not include in Column B any capital loss carried over from taxable years prior to 1991.

Part-year resident inter vivos trusts with one or more nonresident noncontingent beneficiaries should create a worksheet for Schedule CT-1041FA, Part 3, Column B. This worksheet should indicate the amount from Column B attributable to non-Connecticut source income during the residency portion of the taxable year. Use this determination to complete the worksheet for Schedule CT-1041FA, Part 1, Line 4.

Line 1 and Line 2 - Interest Income and Dividends

Report on Line 1 and Line 2, Column B, income from interest and dividends included in Column A from a trade or business carried on in Connecticut. Also include amounts which relate to items of income, gain, loss, or deduction of the trust or estate derived from or connected with sources within Connecticut. Include in Column A, and if applicable Column B, interest on state and local obligations other than Connecticut and exempt-interest dividends on state and local obligations other than Connecticut.

However, do not include in Column A or Column B any income exempt from state taxes under the laws of the United States or of Connecticut, such as interest on U.S. government bonds or dividends from qualifying mutual funds derived from U.S. government obligations. A mutual fund is a qualifying fund if at the close of each quarter of its taxable year at least 50% of the value of its assets consists of U.S. government obligations.

Line 3 - Business Income (or Loss)

Enter in Column B the net income (or loss) from a trade or business carried on in Connecticut by the trust or estate. If business is carried on both within and outside of Connecticut and the Connecticut income can be adequately determined from the books and records of the business, enter on Line 3, Column B, the net income (or loss) from business carried on in Connecticut. If the Connecticut income cannot be adequately determined from the books and records of the business, refer to Form CT-1040NR/PY, Schedule

CT-1040BA, for instructions on how to determine the portion related to the Connecticut business operations.

Line 4 - Capital Gain (or Loss)

Enter in Column B the amount of capital gain (or loss) from income derived from or connected with sources within Connecticut.

Part-Year Residents and Nonresidents

Do not include in Column B a capital loss carried over from taxable years prior to 1991. (See Conn. Agencies Regs. §12-711(b)-6)

Line 5 - Rents, Royalties, Pass-Through Entities (Partnerships, S Corporations), and Other Trusts and Estates

Include in Column B net rents and royalties from:

1. Real property situated in Connecticut whether or not used in or connected with a business;
2. Tangible personal property not used in or connected with a business if the property has an actual location in Connecticut; **and**
3. Tangible and intangible personal property used in or connected with a trade or business carried on in Connecticut by the trust or estate.

If the estate or trust received a federal Schedule K-1 and a Schedule CT K-1 from a partnership, S corporation, or other pass-through entity, use the corresponding lines on Form CT-1041FA to report the income from the pass-through entity (for example, interest, dividends, capital gains).

Line 6 - Farm Income (or Loss)

Enter in Column B the net income (or loss) from farming carried on in Connecticut by the trust or estate. If farming is carried on both within and outside of Connecticut and the Connecticut income can be adequately determined from the books and records of the farm, enter on Line 6, Column B, the net income (or loss) from farming carried on in Connecticut. If the Connecticut income cannot be adequately determined from the books and records of the farm, refer to Form CT-1040NR/PY, Schedule CT-1040BA, for instructions on how to determine the portion related to the Connecticut business operations.

Line 7 - Ordinary Gain (or Loss)

Enter in Column B the amount of any ordinary gain (or loss) from federal Form 4797 derived from or connected with sources within Connecticut.

Line 8 - Other Income

Enter in Column B any income derived from or connected with sources within Connecticut not reportable elsewhere in Part 3.

Part-Year Residents and Nonresidents

Do not include in Column B any net operating loss carried over from taxable years prior to 1991.

Line 9

Add Lines 1 through 8.

Lines 10 through 14

Enter in Column B only that portion of each item of deduction reported in Column A that relates to income derived from or connected with sources within Connecticut (as reported in Column B on Lines 1 through 8).

Line 15

Enter on Line 15, Column A, the deduction allowed to trusts and estates under I.R.C. §642(b). Use the following calculation to determine the amount of the §642 deduction to be reported on Line 15, Column B:

$$\text{Line 15, Column B} = \frac{\text{Part 3, Line 9, Column B}}{\text{Part 3, Line 9, Column A}} \times \text{Line 15, Column A}$$

Line 16

Add Lines 10 through 15.

Line 17 - Adjusted Total Income (or Loss)

Subtract Line 16 from Line 9 and enter the result.

For Lines 18 through 24, enter in Column B only that portion of Column A that relates to Connecticut sources.

Line 18

Enter on Line 18, Column A, the amount from federal Form 1041, Schedule D, Line 15(1).

Line 19

Enter on Line 19, Column A, the amount from federal Form 1041, Schedule A, Line 1 (long term and short term capital gain portion only).

Line 20

Enter on Line 20, Column A, the amount from federal Form 1041, Schedule A, Line 4.

Line 21

If the amount on Line 4 of this schedule is a loss, enter that amount on Line 21, Column A (as a positive figure). Otherwise, enter "0."

Line 22

Add Lines 17 through 21.

Line 23

If Line 4 above is a gain, enter that amount. Otherwise, enter "0."

Line 24 - Distributable Net Income

Subtract Line 23 from Line 22 and enter the result. Enter the amount from Part 3, Line 24, Column B, on Part 2, Total Line, Column 3.

Amended Return

Use **Form CT-1041** to amend a previously-filed Connecticut income tax return for trusts and estates. Check the *Amended Return* box on the front of Form CT-1041. Enter the amount paid with the original return on Line 12. If an amended Form CT-1041 is filed to have an overpayment of Connecticut income tax refunded or credited, it must be filed before the Connecticut statute of limitations expires. Generally, the Connecticut statute of limitations for refunding or crediting

any Connecticut income tax overpayment expires three years after the due date of the return, but if a timely request for an extension of time to file a return was filed, the statute of limitations expires three years after the extended due date of the return or three years after the date of filing the return, whichever is earlier. If an amended return is not timely filed, a penalty may be imposed. If additional tax is due, interest will apply. See *Interest and Penalties*.

The following circumstances require the filing of an amended Form CT-1041:

<p>1. The IRS or federal courts change or correct the federal income tax return and the change or correction results in the trust's or estate's Connecticut income tax being overpaid or underpaid.</p>	<p>File no later than 90 days after the final determination. If the fiduciary files an amended Form CT-1041 no later than 90 days after the final determination, any Connecticut income tax overpayment resulting from the final determination will be refunded or credited to the trust or estate even if the Connecticut statute of limitations has otherwise expired.</p>
<p>2. The fiduciary of the trust or estate filed a timely amended federal income tax return and the amendment results in the Connecticut income tax being overpaid or underpaid.</p>	<p>File no later than 90 days after the date you filed a timely amended federal income tax return. If the fiduciary files an amended Form CT-1041 no later than 90 days after the date of filing the timely amended federal income tax return, any Connecticut income tax overpayment resulting from filing the timely amended federal income tax return will be refunded or credited to the trust or estate even if the Connecticut statute of limitations has otherwise expired.</p>
<p>3. The fiduciary claimed a credit for income tax paid to a qualifying jurisdiction on the original income tax return and the tax officials or courts of that qualifying jurisdiction made a change or correction to the income tax return and the change or correction results in the Connecticut income tax being overpaid or underpaid (by increasing or decreasing the amount of the allowable credit).</p>	<p>File no later than 90 days after the final determination. If the fiduciary files an amended Form CT-1041 no later than 90 days after the final determination, any Connecticut income tax overpayment resulting from the final determination will be refunded or credited to the trust or estate even if the Connecticut statute of limitations has otherwise expired.</p>
<p>4. The fiduciary claimed a credit for income tax paid to a qualifying jurisdiction on the original income tax return and the fiduciary filed a timely amended income tax return with that qualifying jurisdiction and the amendment results in the Connecticut income tax being overpaid or underpaid (by increasing or decreasing the amount of the allowable credit).</p>	<p>File no later than 90 days after the date you filed an amended return with the qualifying jurisdiction. If the fiduciary files an amended Form CT-1041 no later than 90 days after the final determination, any Connecticut income tax overpayment resulting from the final determination will be refunded or credited to the trust or estate even if the Connecticut statute of limitations has otherwise expired.</p>
<p>5. None of the above circumstances apply, but the fiduciary made a mistake or omission on the Connecticut income tax return and the mistake or omission results in the Connecticut income tax being overpaid or underpaid.</p>	<p>File no later than three years after the due date of the return, or if you filed a timely request for an extension of time to file, three years after the date of filing the return or three years after the extended due date, whichever is earlier.</p>

Do not file an amended Form CT-1041 to have an overpayment refunded instead of applied to next year's estimated tax. The elections you made on the original return cannot be changed by filing an amended Form CT-1041.



Financial Disability

If you are financially disabled, as defined in I.R.C. §6511(h)(2), the time for having an overpayment of Connecticut income tax refunded or credited to you is

extended for as long as you are financially disabled. You are considered financially disabled if you are unable to manage your own affairs by reason of a medically determinable physical or mental impairment that has lasted or can be expected to last for a continuous period of not less than 12 months. You are not considered financially disabled during any period your spouse or any other person is authorized to act on your behalf in financial matters.

Connecticut Tax Assistance

	For Tax Information	Forms and Publications	
Internet	DRS Web site		
	www.ct.gov / DRS		
Telephone	CONN-TAX 1-800-382-9463 (in-state) or 860-297-5962 (from anywhere) TTY, TDD, and Text Telephone users only may transmit inquiries anytime by calling 860-297-4911.		From a touch-tone phone call 1-800-382-9463 (in-state) and select Option 2 , or 860-297-4753 (from anywhere) DRS TaxFax - Call 860-297-5698 from the handset attached to your fax machine and select from the menu.
	Department of Revenue Services Taxpayer Services Division 25 Sigourney Street Hartford CT 06106-5032		
Write			
Walk-In Offices Free personal taxpayer assistance and forms are available by visiting our offices, Monday through Friday, 8:00 a.m. to 5:00 p.m. Call CONN-TAX for directions to DRS offices. If you require special accommodations, please advise the DRS representative.	Location	Address	Phone*
	Bridgeport	10 Middle Street	203-336-7890
	Hartford	25 Sigourney Street	860-297-5962
	Norwich	2 Cliff Street	860-425-4123
	Hamden	3074 Whitney Avenue, Building #2	203-287-8243
	Waterbury	55 West Main Street, Suite 100	203-805-6789
* All calls are answered at our Customer Service Center, not at the local office.			

Electronic Filing Options	 <p>REFUNDS IN FOUR DAYS!</p> <p>Form CT-1040, Form CT-1040 EXT, and Form CT-1040ES can be filed over the Internet using <i>WebFile</i>. Visit www.ct.gov/DRS</p>	 <p>File your federal and Connecticut returns together using <i>e-file</i>! Visit www.irs.gov/efile</p>
--	--	---

<p>Federal Tax Information</p> <p>For questions about federal taxes, contact the Internal Revenue Service (IRS) at 1-800-829-1040 or visit www.irs.gov To order federal tax forms, call 1-800-829-3676.</p>	<p>Statewide Services</p> <p>For information on statewide services and programs, visit the ConneCT Web site at www.ct.gov</p>
---	--

Department of Revenue Services
State of Connecticut
25 Sigourney Street
Hartford CT 06106-5032

