

2018-2019, Stamford - School Based Health Centers, Mental Health Services (grades 6-12)

Cloonan Middle School, Dolan Middle School, Rippowam Middle School/Academy of Information and Engineering High School, Stamford High School, Westhill High School

Quality of Life Result: All Connecticut children will grow up in a stable environment, safe, healthy and ready to succeed.

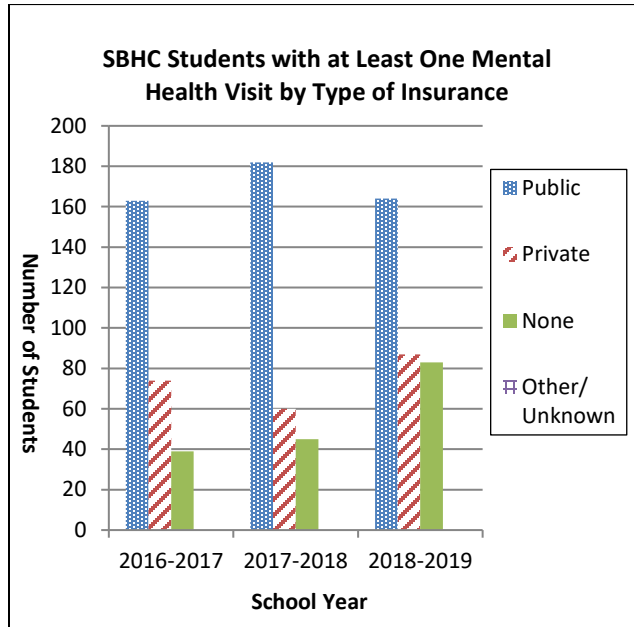
Contribution to the Result: School Based Health Centers provide healthcare access for school aged students, so that they are healthy and ready to learn.

Program Expenditures	DPH SBHC Funding	Other State Funding	Federal Funding (MCHBG, ACA)	Total Other Funding (Other federal, Local, Private)	Reimbursement Generated	Total Site Funding
Actual SFY 19	\$792,000*	\$0	\$0**	\$685,000	\$179,102	\$1,656,102
Estimated SFY 20	\$792,000*	\$0	\$0**	\$685,000	\$179,102	\$1,656,102

Partners: Parents, Students, CASBHC, DPH, DSS, The CT Chapter of the AAP, School Based Health Alliance, Stamford Board of Education, Stamford Health Department, Stamford School Nurses, Stamford School Administrators and Faculty, Child Guidance of Southern Connecticut Emergency Mobile Psychiatric Services, Family Centers SBHC Advisory Board, Nurturing Families Network, Connecticut Oral health Initiatives, KIDS FAN Program

How Much Did We Do?

Access and Utilization



Story behind the baseline:

During the 2018-2019 school year, the total student population for all 6 schools was 6,476. The total number enrolled in the SBHC was 3,219 (50%). The number of students served was 334 (10% of enrolled). The average number of visits per student was 9.7 (3,232 visits for 334 students).

Of the 334 students utilizing the SBHC for mental health visits in 2018-2019, 164 (49%) had public insurance, 87 (26%) had private insurance, and 83 (25%) had no insurance. Public insurance remains the predominant insurance for all mental health users.

The number of mental health users with public insurance declined from 63% in 2017-2018 to 49% in 2018-2019. The number of privately insured increased from 21% in 2017-2018 in to 26% in 2018-2019. Additionally, the number of those uninsured increased from 16% in 2017-2018 to 25% in 2018-2019. The increase in uninsured students may be attributed to an increase undocumented students within the school system

The SBHC continues to serve a larger number of enrolled students each year. In 2018-2019, 334 students were seen by mental health compared to 287 in 2017-2018, and 276 students in 2016-2017. Routine mental health screening at medical visits and increased need for mental health services may contribute to the larger volume.

The SBHC visits each health class at the beginning of the year and participates in new student orientations to inform students about both the Mental Health and Medical services offered at the SBHC. They also participate in a number of health

education programs through the school year geared towards mental health.

Students' Population, Enrollment, Mental Health Visits and Students Served in Stamford's schools in 2018-2019				
Schools	Population	Enrolled	MH Visits	MH Served
Cloonan MS	640	433	614	56
Dolan MS	610	283	389	35
Rippowam/AITE	1,386	555	698	82
Stamford HS	1,711	1,021	963	99
Westhill HS	2,129	927	568	62
Total	6,476	3,219	3,232	334

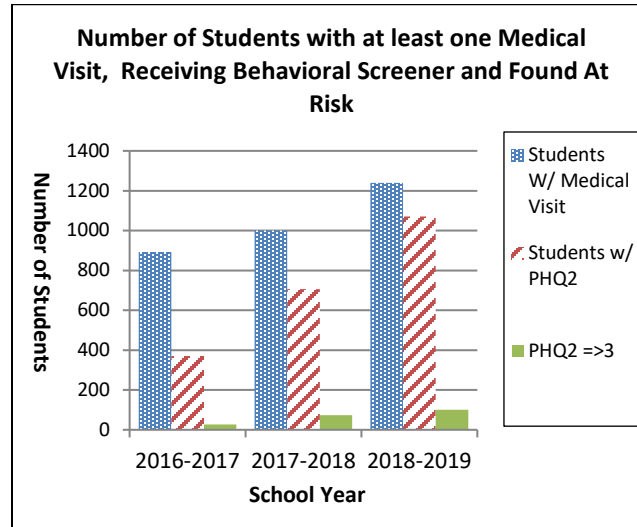
Trend: [▲]

2018-2019, Stamford - School Based Health Centers, Mental Health Services (grades 6-12)

Cloonan Middle School, Dolan Middle School, Rippowam Middle School/Academy of Information and Engineering High School, Stamford High School, Westhill High School

How Well Did We Do?

Screen All Students for Mental/Behavioral Health Issues that received a Medical Visit.



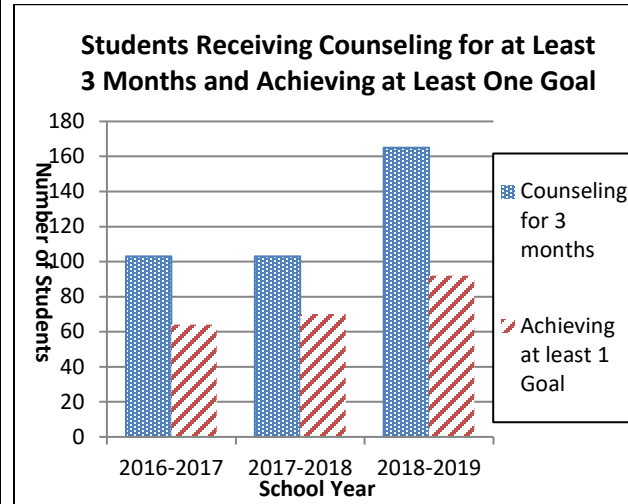
Story behind the baseline:

Students that are seen for a medical visit at the SBHC receive a mental/behavioral health screener at their first visit. In 2018-2019, 1,071 of 1239 (86%) students that were seen for medical services received a screener. Of those screened, 101 (9%) were considered at risk (positive). A performance improvement was completed during the 2017-2018 school year that resulted in 706 of 1000 (70%) students receiving a mental/behavioral health screener and 74 (10%) of students were found to be at risk. The previous year, 2016-2017 only 371 out of 892 (42%) had a mental/behavioral health screener and (7%) were at risk.

Trend: [▲]

Is Anyone Better Off?

Students Receiving Counseling Meeting their Goals



Story behind the baseline:

In the 2018-2019 school year, 165 students participated in therapy for 3 or more months. Of those students, 92 (56%) achieved at least one goal. This was an increase in students over the 3 school years, with 103 students receiving counseling for more than 3 months in 2016-2017 and 2017-2018. It was also a 11% decrease in students achieving at least one goal, from 2017-2018 to 2018-2019. This may be attributed to the significant increase in volume and acuity of students needing mental/behavioral health services.

Trend: [▲]

Notes:

* Reflects funding provided to all of the SBHC for Medical, Mental Health, and Dental Services.

** Reflects funding from grants received from the Stamford Public Schools and proceeds from Family Centers annual fundraising events.

Proposed Actions to Turn the Curve:

How Much Did We Do:

- SBHC to attend Parent Nights, new student orientations, staff meetings and health class presentations to discuss SBHC services
- New enrollment forms will be distributed this year that will help facilitate enrollment. The forms will also be available electronically and email blast of the enrollment forms will be sent to all students.

How Well Did We Do:

- Continue to administer mental/behavioral health screeners during all medical visits to identify those students at risk and make an appropriate referral to a SBHC mental health clinician.

Is Anyone Better Off:

- Provide continuing education to all staff regarding goal setting
- Clinicians to help students develop achievable short and long term goals to meet their mental/behavioral health needs

Data Development Agenda:

1. Will develop template for documenting Adverse Childhood Events Screening and Resiliency scoring.
2. Will do pre and post-test screeners on all students that participate in Resiliency groups.
3. Will work with EHR to ensure all data can be easily exported to DPH.