

2018-2019, School Based Health Centers, Mental Health Services (grades 9-12)

Brien McMahon High School and Norwalk High School

Quality of Life Result: All Connecticut children will grow up in a stable environment, safe, healthy and ready to succeed.

Contribution to the Result: School Based Health Centers provide healthcare for school age students, so that they are healthy and ready to learn.

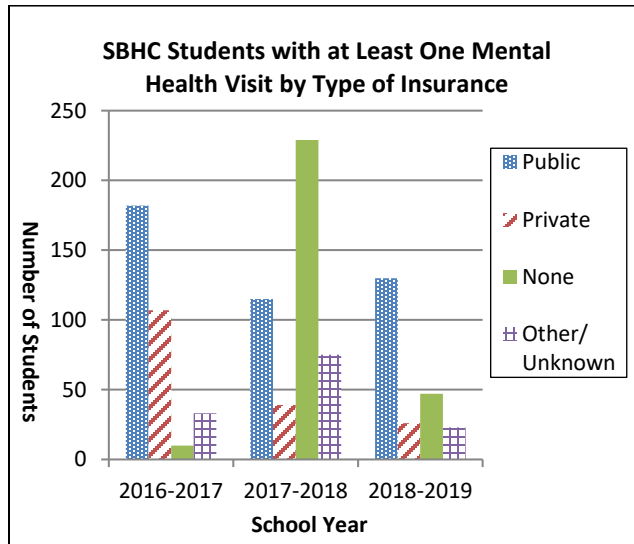
Program Expenditures	DPH SBHC Funding	Other State Funding	Federal Funding (MCHBG, ACA)	Total Other Funding (Other federal, Local, Private)	Reimbursement Generated	Total Site Funding
Actual SFY 19	\$263,921*	\$0	\$0**	\$0	\$33,917	\$399,787
Estimated SFY 20	\$263,921*	\$0	\$0**	\$0	\$33,917	\$263,921

Sponsoring Agency: Human Services Council Inc.

Partners: CASBHC, DPH, DMHAS, DCF, School Based Health Alliance, School Administration and Faculty, Norwalk Community Health Center, Family & Children's Agency, Norwalk Health Department, Children & Family Guidance, Norwalk Hospital, Norwalk Board of Education, Students and Parents, School Nurses

How Much Did We Do?

Access and Utilization



Story behind the baseline:

During the 2018-2019 school year, the total student population for both high schools was 3,631. The total number enrolled in the SBHC was 1,218 (34%). The number of students served was 226 (19% of enrolled). The average number of visits per student was 6.5 (1,480 visits for 226 students).

Of the 226 students utilizing the SBHC for mental health visits in 2018-2019, 130 (58%) had public

insurance, 26 (12%) had private insurance, 47 (21%) had no insurance, and 23 (9%) had other/unknown insurance status. There was considerable effort made to acquire public insurance for students who qualified who previously had a status of none in previous years. This resulted in a decrease in uninsured students, from 229 (50%) in 2017-2018 to 47 (27%) in 2018-2019.

While there was a decrease in the number of students served from 2017-2018 (458) to 2018-2019 (226), the SBHC continued to see the same percentage of the enrolled students, given the loss of one of our sites.

The SBHC Clinician made a visit to parent meetings and orientations to inform the students and parents about both the Mental Health and Medical services offered at the SBHC.

Students' Population, Enrollment, Mental Health Visits and Students Served at Utopia's 3 High Schools 2018-2019				
Schools	Population	Enrolled	MH Visits	MH Served
NHS	1,801	558	697	117
BMHS	1,830	660	783	109
Total	3,631	1,218	1,480	226

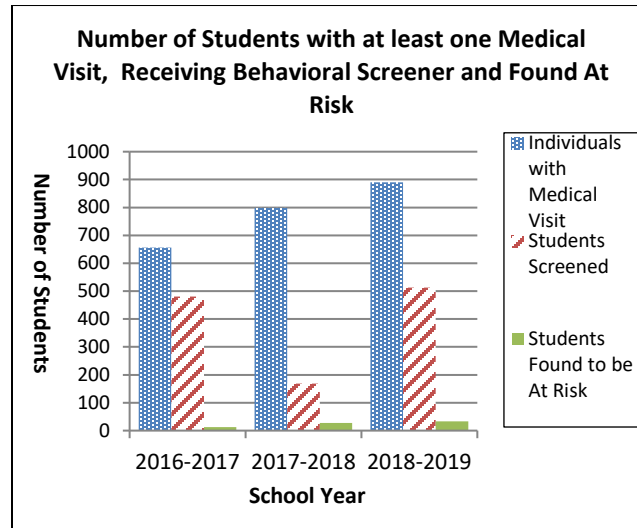
Trend: [◀ ▶]

2018-2019, School Based Health Centers, Mental Health Services (grades 9-12)

Brien McMahon High School and Norwalk High School

How Well Did We Do?

Screen All Students for Mental/Behavioral Health Issues that received a Medical Visit.



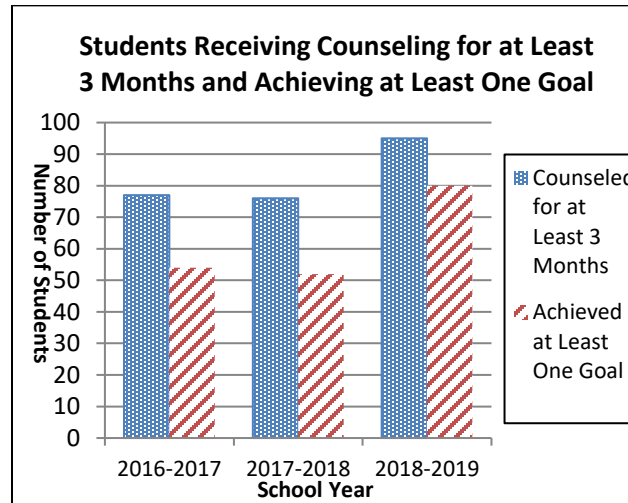
Story behind the baseline:

All students that are seen for a medical visit at the SBHC receive a mental/behavioral health screener at their first visit. In 2018-2019, 513 (58%) students that were seen by the medical clinic received a screener. Of those screened, 33 (4%) were considered at risk (positive). In earlier years, only the students that received a physical were required to have a screener done. This resulted in only 168 (21%) screeners being completed out of 798 medical visits in 2017-2018 and 27 (3%) of those students were found to be at risk (positive).

Trend: [▲]

Is Anyone Better Off?

Students Receiving Counseling Meeting their Goals



Story behind the baseline:

In the 2018-2019 school year, 95 students participated in therapy for 3 or more months. Of those students, 80 (84%) achieved at least one goal. This was an increase in students, with 77 students and 76 receiving counseling for more than 3 months in 2016-2017 and 2017-2018 respectively. It was also a 16% increase in students achieving at least one goal, from 2016-2017 (54 students), 2017-2018 (52 students).

Trend: [▲]

Notes:

* Reflects funding provided to all of the SBHC for Medical, Mental Health, and Dental Services.

** Maternal and Child Block Grant Funds

Proposed Actions to Turn the Curve:

Trend Going in Right Direction? ▲ Yes; ▼ No; ◀▶ Flat/ No Trend

How Much Did We Do:

- Survey staff to assess their knowledge of available Mental Health and Medical services at the SBHC.
- Provide enrollment forms electronically on the district wide website.
- Screen all enrolled students to assess how many of our students are found at risk and inform the students of our Medical and Mental Health services

How Well Did We Do:

- Provide professional development on how to complete a risk assessment.

Is Anyone Better Off:

- In the upcoming year, a survey and interview will be done on those students who did not attain their goal, and those that went elsewhere for counseling.
- LCSW's will encourage participants to develop self-management goals, both long and short term.

Data Development Agenda:

1. Document in Advanced MD goals that students are trying to reach and progress.
2. Do pre and post-test screeners on all students that receive counseling.
3. Work with EHR to ensure all data can be easily exported to DPH. (Any updates made to the EHR should be written out here.)