

2018-2019, New Haven - School Based Health Centers, Mental Health Services (Grades K-12)

Wilbur Cross High School, Clinton Avenue School, and Fair Haven School

Quality of Life Result: All Connecticut children will grow up in a stable environment, safe, healthy and ready to succeed.

Contribution to the Result: School Based Health Centers provide healthcare access for school aged students, so that they are healthy and ready to learn.

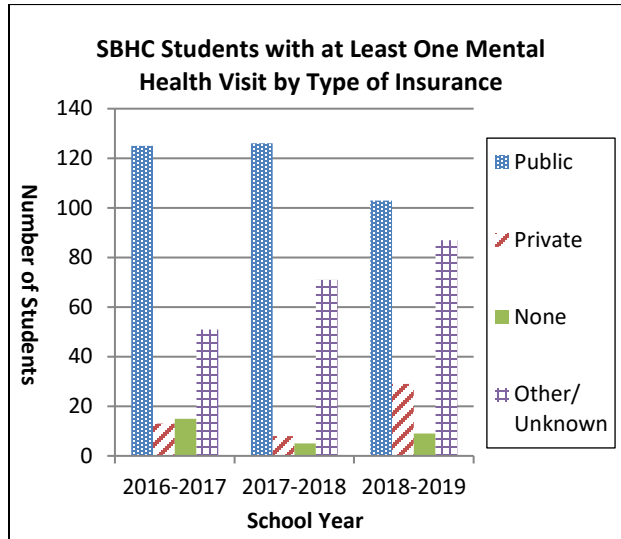
Program Expenditures	DPH SBHC Funding	Other State Funding	Federal Funding (MCHBG, ACA)	Total Other Funding (Other federal, Local, Private)	Reimbursement Generated	Total Site Funding
Actual SFY 19	\$283,801*	\$0	\$0	\$0	\$711,914	\$995,715
Estimated SFY 20	\$280,801*	\$0	\$0	\$0	\$712,000	\$992,801

Sponsoring Agency: New Haven Board of Education, Fair Haven Community Health Center and Clifford Beers Clinic

Partners: Parents, Students, CASBHC, DPH, DSS, NHPS Board of Education, Local Health Department, School Nurses, School Administrators and Faculty, Clifford Beers Clinic

How Much Did We Do?

Access and Utilization



Story behind the baseline:

During the 2018-2019 school year, the total student population for all 3 schools was 2,957. The total number enrolled in the SBHC was 2,367 (80%). The number of students served was 228 (10% of enrolled). The average number of visits per student was 9.1 (2,067 visits for 228 students).

Of the 228 students utilizing the SBHC for mental health visits in 2018-2019, 103 (45%) had public insurance, 29 (13%) had private insurance, 9 (4%)

had no insurance, and 87 (38%) had other/unknown insurance status.

There was an increase of 12% in the number of students served from 2016-2017 (204) to 2018-2019 (228), but the SBHCs insurance distribution saw a greater disbursement across all insurance types in 2018-2019, specially private (4% in 2016-2017 to 13% in 2018-2019).

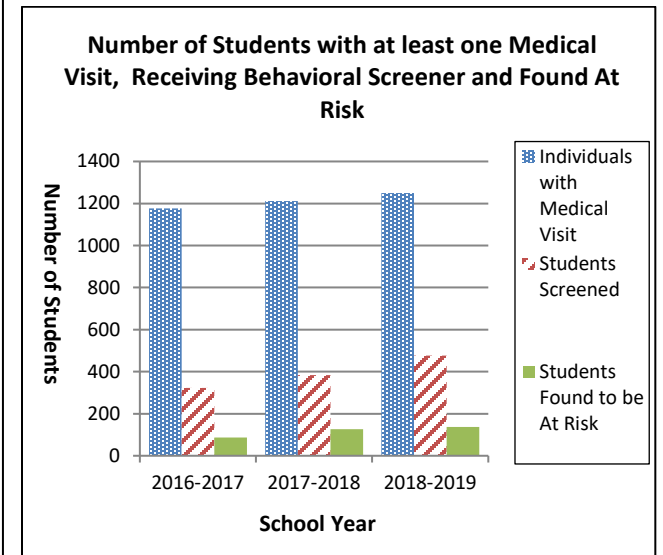
SBHC Clinicians visited health classes, homerooms, and advisory groups to inform the students about both the Mental Health and Medical services offered at the SBHC.

Students' Population, Enrollment, Mental Health Visits and Students Served at Schools 2018-2019				
Schools	Population	Enrolled	MH Visits	MH Served
Wilbur Cross High School	1646	1166	722	101
Fair Haven School K-8	835	775	1018	105
Clinton Avenue School K-8	476	426	327	22
Total	2,957	2,367	2,067	228

Trend: [▲]

How Well Did We Do?

Screen All Students for Mental/Behavioral Health Issues That Received a Medical Visit.



Story behind the baseline:

In 2018-2019, of 1,250 students that received a medical visit, 476 (38%) were screened for mental health risk. 137 (29%) of students screened were considered at risk (positive).

The percentage of students receiving a mental health screener increased from the previous year, with only 32% (383 students) of the 1,211 students

Trend Going in Right Direction? ▲ Yes; ▼ No; ◀▶ Flat/ No Trend

2018-2019, New Haven - School Based Health Centers, Mental Health Services (Grades K-12)

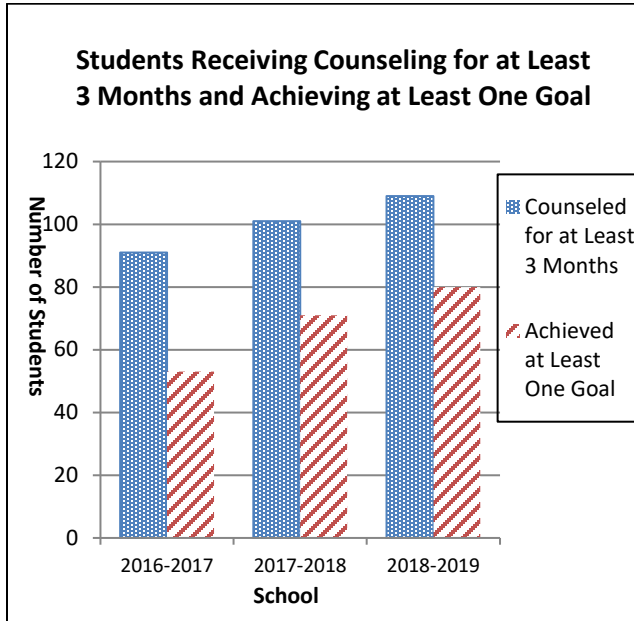
Wilbur Cross High School, Clinton Avenue School, and Fair Haven School

that had a medical visit receiving a mental health screener.

Trend: [▲]

Is Anyone Better Off?

Students Receiving Counseling Meeting their Goals



Story behind the baseline:

In the 2018-2019 school year, 109 students participated in therapy for 3 or more months. Of those students, 80 (73%) achieved at least one goal. This was an increase in students over the 3 school years, with 91 students and 101 receiving counseling for more than 3 months in 2016-2017 and 2017-2018 respectively. It was also a 51% increase in students achieving at least one goal, from 2016-2017 (53 students), 2017-2018 (71 students) and 80 students in 2017-2018.

Trend: [▲]

Notes:

* Reflects funding provided to all of the SBHC for Medical, Mental Health, and Dental Services.

Proposed Actions to Turn the Curve:

How Much Did We Do:

- SBHC staff will attend school functions, including parent nights, conferences, and other school functions where families are present. • Staff will provide presentations to health classes, and enhance the publicity of school based services in a variety of mediums including websites and newsletters.
- SBHC staff will work toward decreasing the uninsured rate by improving the process of referrals of uninsured patients to Health Insurance Enrollment at FHCHC.

How Well Did We Do:

- Provide professional development on how to complete a risk assessment.
- Providers will do screeners at more types of visits, beyond new patients and physicals.

Is Anyone Better Off:

- LCSWs will encourage participants to develop self-management goals, both long and short term.

Data Development Agenda:

1. Staff will continue to work with the FHCHC Data Team to:
 - a. Ensure EHR (Epic) report meet DPH requirements
 - b. Further refine data collection capability of EPIC to define parameters for better identification and management of specific conditions (e.g. students with goal achievement)

2. The SBHC team will work closely with the Data team in the development of a dashboard which will provide needed data and trends over time.

Trend Going in Right Direction? ▲ Yes; ▼ No; ◀▶ Flat/ No Trend