

2018-2019, New Britain - School Based Health Centers, Medical Services (grades PreK-12)

New Britain High School and Roosevelt Campus

Quality of Life Result: All Connecticut children will grow up in a stable environment, safe, healthy and ready to succeed.

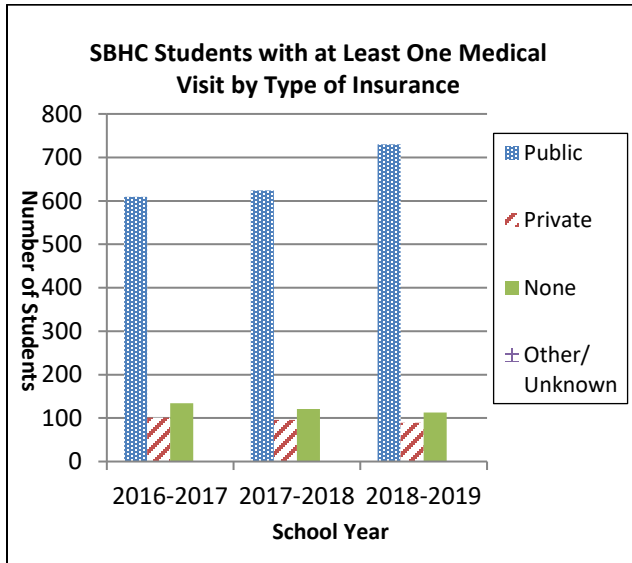
Contribution to the Result: School Based Health Centers provide healthcare for school age students, so that they are healthy and ready to learn.

Program Expenditures	DPH SBHC Funding	Other State Funding	Federal Funding (MCHBG, ACA)	Total Other Funding (Other federal, Local, Private)	Reimbursement Generated	Total Site Funding
Actual SFY 19	\$145,823 NBHS \$105,730 Roosevelt	\$0.00	\$0.00	\$0.00	\$696,132 \$223,307	\$841,955 \$329,037
Estimated SFY 20	\$145,823 NBHS \$105,730 Roosevelt	\$0.00	\$0.00	\$0.00	\$696,132 \$223,307	\$841,955 \$329,037

Partners: Parents, Students, CASBHC, DPH, DSS, DCF, YMCA, The CT Chapter of the AAP, School Based Health Alliance, Board of Education, Safe Schools-Health Students, CHC, School Administrators, and Faculty

How Much Did We Do?

Access and Utilization



Story behind the baseline:

In 2018-2019 the total student population for both schools was 2941, and the total enrolled in the School Based Health Centers (SBHCs) was 1115 (38% of population). The number of students served was 935 or 32% of the total population and 84% of enrollment. The average number of visits was 3.6 (3390 visits for 935 served).

Of the 935 students utilizing the SBHC for medical visits in 2018-2019, 730 (78%) had public insurance, 89 (10%) had private insurance, 115 (12%) had no insurance, and 0 (0%) had other/unknown insurance status.

In 2018-2019, there were considerable efforts made to acquire public insurance for students who qualified who previously had a status of none or unknown. This resulted in an increase of 17% in students with public insurance (from 624 to 730).

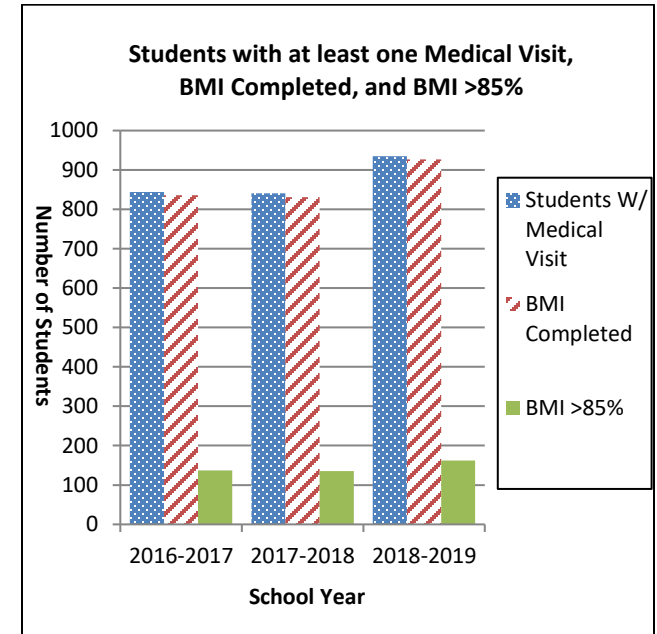
The SBHC Clinician visited every health class to inform the students about both the Mental Health services and Medical services that were offered at the SBHC, as well as participated in each Open House, Parent Night, Back to School Event, and New Student Orientation.

Student Population, Enrollment, Number of Medical Visits and Number Served in New Britain 2018-2019				
Schools	Population	Enrolled	Medical Visits	Medical Served
New Britain HS	2208	861	2497	711
Roosevelt Campus	733	254	893	224
Total	2941	1115	3390	935

Trend: [▲]

How Well Did We Do?

Identifying Obesity in SBHC Users.



Story behind the baseline:

During the school year 2018-2019, 935 students had at least one medical visit and 927 (99%) had a BMI completed during one of these medical visits. Of those, 162 (17%) had a BMI greater than the 85 percentile.

Trend Going in Right Direction? ▲ Yes; ▼ No; ◀▶ Flat/ No Trend

2018-2019, New Britain - School Based Health Centers, Medical Services (grades PreK-12)

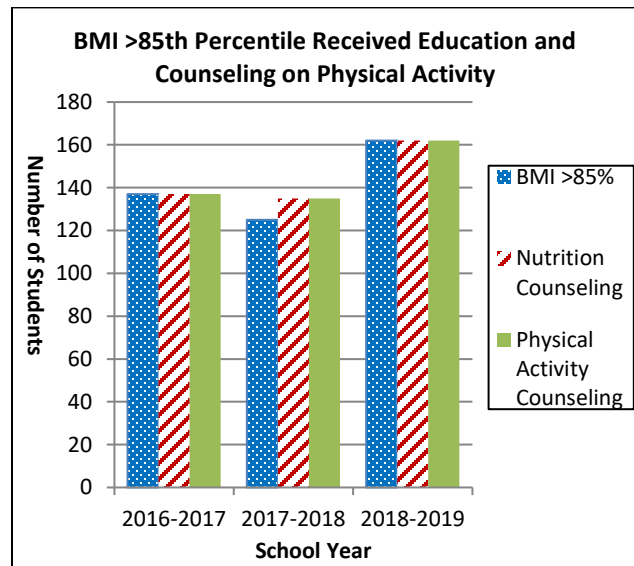
New Britain High School and Roosevelt Campus

In the school year 2016-17 99% of the students seen for a medical visit had a BMI calculated. There was also an increase from one school year to another in the number of students who fell in the 85th percentile or higher.

Trend: ▼ No

Is Anyone Better Off?

BMI > 85th percentile and Counseling on Nutrition and Physical Activity



Story behind the baseline:

All students with a BMI >85% are offered counseling in both nutrition and physical activity. As the number of students with a BMI >85% increased and those students receiving counseling increased as well. In the 2016-2017 school year, of the 137 students with a BMI >85%, 137 (100%) received nutrition counseling and 137 (100%) received physical activity counseling. During the 2018-2019 school year, of the 162 students with a BMI >85%, 162 (100%) received

nutrition counseling and 162 (100%) received physical activity counseling. Counseling was provided during follow-up visits and discussion with students about keeping a food diary was provided. Education handouts about healthy eating were provided to all students.

Trend: ◀▶ Flat/ No Trend

Notes:

* Reflects funding provided to all of the SBHC for Medical, Mental Health, and Dental Services.

** Maternal and Child Block Grant

Proposed Actions to Turn the Curve:

How Much Did We Do:

- Meet with all staff during convocation at the beginning of the school year to provide information on what the SBHC is and what services are provided, as well as how referrals to the SBHC are made.
- Provide enrollment forms electronically on the district wide website.

How Well Did We Do:

- Provide professional development on weight management and counseling on nutrition and physical activity.
- Collaborate with Health Classes and Coaching staff to provide nutrition and physical activity support and information.

Is Anyone Better Off:

- In the upcoming year, develop a pre and post survey for students to gain more knowledge on what clinical staff can and should be focusing their efforts on.

Data Development Agenda:

1. Document in pre and post-test results for counseling on nutrition and physical health.
2. Continue to document on EHR actual weight loss and/or successes.
3. Work to ensure EHR data can be extracted and sent to DPH such as successes and changes to BMI.

Trend Going in Right Direction? ▲ Yes; ▼ No; ◀▶ Flat/ No Trend