

## 2018-2019, Middletown - School Based Health Centers, Mental Health Services (grades K-8)

Macdonough Elementary School, Keigwin Middle School, Woodrow Wilson Middle School

*Quality of Life Result:* All Connecticut children will grow up in a stable environment, safe, healthy and ready to succeed.

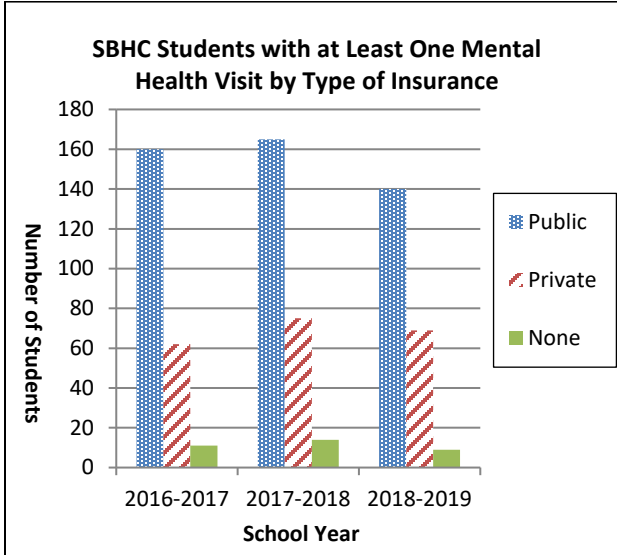
*Contribution to the Result:* School Based Health Centers provide healthcare access for school aged students, so that they are healthy and ready to learn.

Program Expenditures	DPH SBHC Funding	Other State Funding	Federal Funding (MCHBG, ACA)	Total Other Funding (Other federal, Local, Private)	Reimbursement Generated	Total Site Funding
Actual SFY 19	\$294,739*	\$0	\$0	\$0	\$522,951	\$817,690
Estimated SFY 20	\$294,739*	\$0	\$0	\$0	\$522,951	\$817,690

Partners: CASBHC, DPH, DSS, DMHAS, DCF, School Based Health Alliance, School Administrators and Faculty.

### How Much Did We Do?

Access and Utilization



#### Story behind the baseline:

During the 2018-2019 school year, the total student population for Macdonough Elementary, Keigwin Middle, and Woodrow Wilson Middle was 1,146. The total number enrolled in the SBHC was 593 (52%). The number of students served was 218 (37% of enrolled, 19% of the population). The average number of visits per student was 17.5 (3,811 visits for 218 students).

Of the 218 students utilizing the SBHC for mental health visits in 2018-2019, 140 (64%) had public insurance, 69 (32%) had private insurance, and 9 (4%) had no insurance.

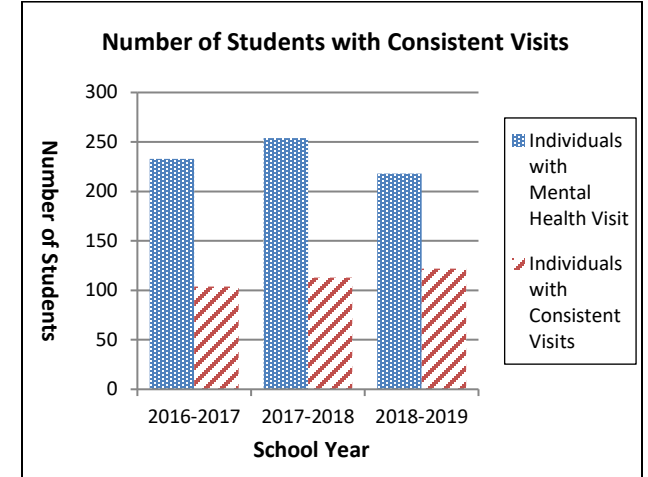
Overall, there was a decrease in the number of students served from 2017-2018 (254) to 2018-2019 (218) of 14%.

Student Population, Enrollment, Number of Mental Health Visits and Number Served in Macdonough, Keigwin, and Woodrow Wilson 2018-2019				
Schools	Population	Enrolled	MH Visits	MH Served
Macdonough	213	147	1,163	30
Keigwin	323	157	912	62
Woodrow Wilson	610	289	1,736	126
<b>Total</b>	<b>1,146</b>	<b>593</b>	<b>3,811</b>	<b>218</b>

Trend: [▼]

### How Well Did We Do?

Students with Consistent Visits.



#### Story behind the baseline:

The school based health centers define "consistent visits" as 12 visits over a 3-month period. Of the 218 students that had a Mental Health visit during the 2018-2019 school year, 122 (56%) of them had consistent visits. This is an increase from the 2017-2018 school year, when 113 students (44%) out of the 254 students with a Mental Health visit had consistent visits.

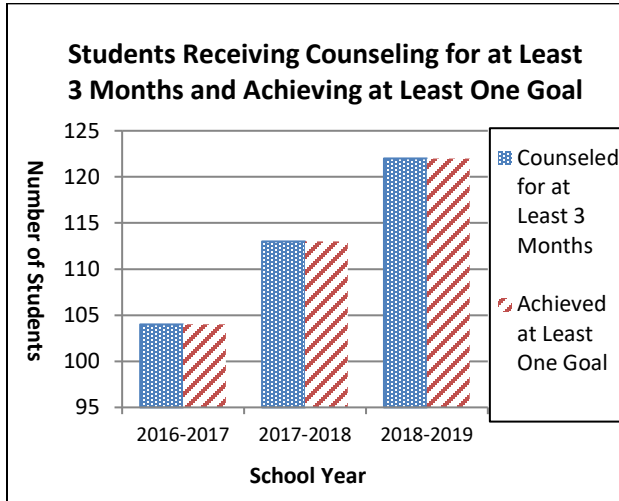
Trend: [▲]

## 2018-2019, Middletown - School Based Health Centers, Mental Health Services (grades K-8)

Macdonough Elementary School, Keigwin Middle School, Woodrow Wilson Middle School

### Is Anyone Better Off?

Students Receiving Counseling Meeting their Goals



### Story behind the baseline:

In the 2018-2019 school year, 122 students participated in therapy for 3 or more months. Of those students, 122 (100%) achieved at least one goal. This percentage did not change from previous years; however, there was an increase in students with consistent visits from the 2016-2017 and 2017-2018 school years to the 2018-2019 school year.

Trend: [▲]

### Notes:

\* Reflects funding provided to all of the SBHC for Medical, Mental Health, and Dental Services.

### Proposed Actions to Turn the Curve:

#### How Much Did We Do:

- Attend school events to increase awareness of medical and mental health services offered.
- Confirm insurance status for uninsured patients and refer to Access to Care for assistance with coverage as needed.

#### How Well Did We Do:

- Clinical staff will set consistent visit goals for each student as therapeutically appropriate.
- Staff will track the visits through our electronic health record.

#### Is Anyone Better Off:

- Clinicians will be expected to provide evidence of their efforts and outreach to keep patients engaged in treatment when appropriate.

#### Data Development Agenda:

1. Continue to document on EHR actual weight loss and/or successes.
2. Work to ensure EHR data can be extracted and sent to DPH such as successes and changes to BMI.

Trend Going in Right Direction? ▲ Yes; ▼ No; ◀▶ Flat/ No Trend