

2018-2019, Middletown - School Based Health Centers, Medical Services (grades K-12)

Macdonough Elementary School, Keigwin Middle School, Woodrow Wilson Middle School

Quality of Life Result: All Connecticut children will grow up in a stable environment, safe, healthy and ready to succeed.

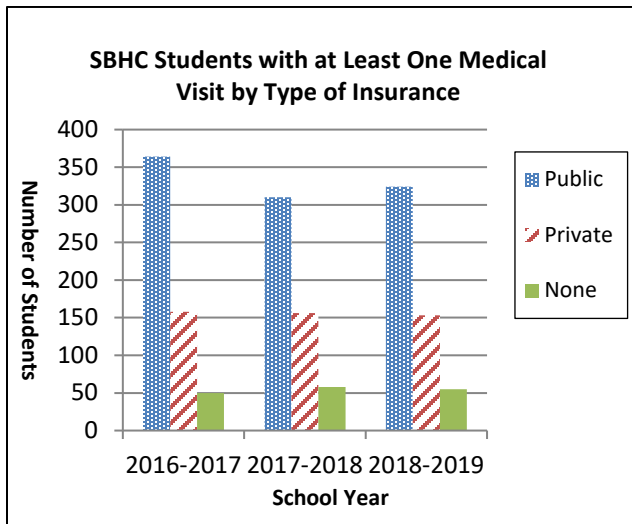
Contribution to the Result: School Based Health Centers provide healthcare for school age students, so that they are healthy and ready to learn.

Program Expenditures	DPH SBHC Funding	Other State Funding	Federal Funding (MCHBG, ACA)	Total Other Funding (Other federal, Local, Private)	Reimbursement Generated	Total Site Funding
Actual SFY 19	\$294,739*	\$0	\$0	\$0	\$876,784	\$1,171,523
Estimated SFY 20	\$294,739*	\$0	\$0	\$0	\$876,784	\$1,171,523

Partners: Parents, Students, CASBHC, DPH, DSS, School Based Health Alliance, Board of Education, School Nurses, School Administrators and Faculty.

How Much Did We Do?

Access and Utilization



153 (29%) had private insurance, and 55 (10%) had no insurance.

The number of publicly insured students increased from the 2017-2018 school year to the 2018-2019 school year, and the number of uninsured students decreased. The decreased in uninsured students is likely due to the efforts of the SBHC staff to refer students to CHC's Access to Care program for assistance with insurance coverage.

Student Population, Enrollment, Number of Medical Visits and Number Served in Macdonough, Keigwin, and Woodrow Wilson 2018-2019				
Schools	Population	Enrolled	Medical Visits	Medical Served
Macdonough	213	165	533	141
Keigwin	323	180	766	118
Woodrow Wilson	610	313	1737	273
Total	1,146	658	3,036	532

Trend: [▲]

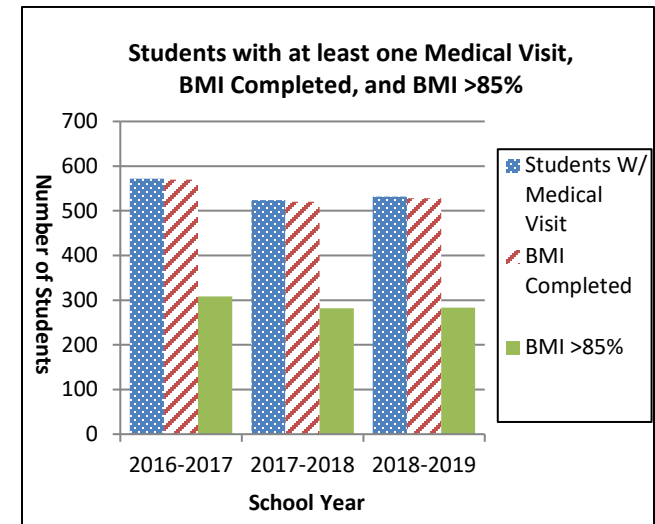
Story behind the baseline:

In 2018-2019 the total student population for Macdonough Elementary, Keigwin Middle, and Woodrow Wilson Middle Schools was 1,146, and the total enrolled in the School Based Health Center (SBHC) was 658 (57% of population). The number of students served was 532, 46% of population and 81% of enrollment. The average number of visits was 5.7 (3,036 visits for 532 served).

Of the 532 students utilizing the SBHC for medical visits in 2018-2019, 324 (61%) had public insurance,

How Well Did We Do?

Identifying Obesity in SBHC Users.



Story behind the baseline:

During the school year 2018-2019, 532 students had at least one medical visit. 528 (99%) had a BMI completed during one of these medical visits. Of those, 283 (54%) had a BMI greater than the 85 percentile.

Trend: [◀▶]

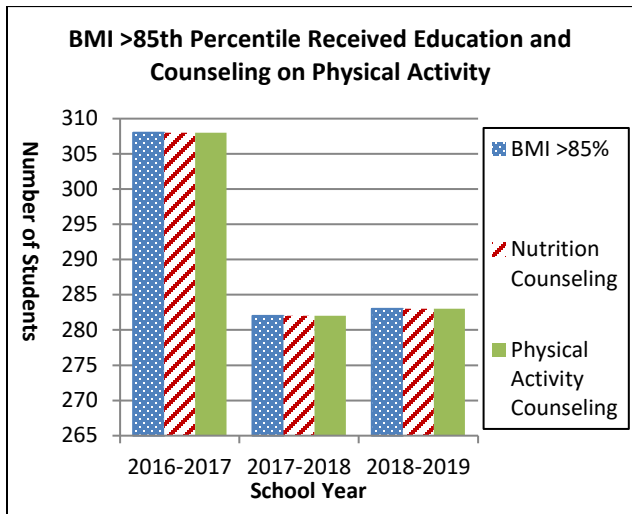
Trend Going in Right Direction? ▲ Yes; ▼ No; ◀▶ Flat/ No Trend

2018-2019, Middletown - School Based Health Centers, Medical Services (grades K-12)

Macdonough Elementary School, Keigwin Middle School, Woodrow Wilson Middle School

Is Anyone Better Off?

BMI > 85th percentile and Counseling on Nutrition and Physical Activity



Story behind the baseline:

All students with a BMI >85% are offered counseling in both nutrition and physical activity. 283 Students had a BMI >85% and were offered nutrition and physical activity counseling. Overall, the number of students with a BMI >85% has decreased since the 2016-2017 school year. SBHC staff continue to offer nutrition and physical activity counseling to 100% of students with a BMI at risk.

Trend: [▲]

Notes:

* Reflects funding provided to all of the SBHC for Medical and Mental Health services.

Proposed Actions to Turn the Curve:

How Much Did We Do:

- Attend school events to increase awareness of medical and mental health services offered.
- Confirm insurance status for uninsured patients and refer to Access to Care for assistance with coverage as needed.

How Well Did We Do:

- Continue taking BMI measurements at medical visits.

Is Anyone Better Off:

- Continue providing nutrition counseling to 100% of students with BMI >85%.

Data Development Agenda:

1. Continue to document on EHR actual weight loss and/or successes.
2. Work to ensure EHR data can be extracted and sent to DPH such as successes and changes to BMI.

Trend Going in Right Direction? ▲ Yes; ▼ No; ◀▶ Flat/ No Trend