

2018-2019, Meriden School Based Health Centers, Medical Services (grades 6-8)

Lincoln Middle School

Quality of Life Result: All Connecticut children will grow up in a stable environment, safe, healthy and ready to succeed.

Contribution to the Result: School Based Health Centers provide healthcare for school age students, so that they are healthy and ready to learn.

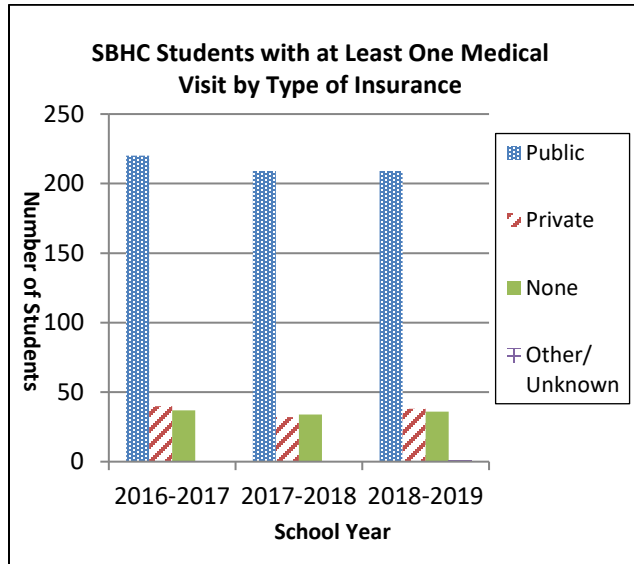
Program Expenditures	DPH SBHC Funding	Other State Funding	Federal Funding (MCHBG, ACA)	Total Other Funding (Other federal, Local, Private)	Reimbursement Generated	Total Site Funding
Actual SFY 19	\$114,524	\$0	\$0	\$0	\$114,006	\$228,530
Estimated SFY 20	\$114,524	\$0	\$0	\$0	\$114,006	\$228,530

Sponsoring Agency: Community Health Center Inc.

Partners: Parents, Students, CASBHC, DPH, DCF, School Administrators and Faculty.

How Much Did We Do?

Access and Utilization



Story behind the baseline:

In 2018-2019 the total student population for all Lincoln Middle School was 761 and the total enrolled in the School Based Health Center (SBHC) was 398 (52% of population). The number of students served was 284 or 37% of the total population and 71% of enrollment. The average number of visits was 3.39 (964 visits for 284 served).

Of the 284 students utilizing the SBHC for medical visits in 2018-2019, 209 (74%) had public insurance, 38 (13%) had private insurance, 36 (12%) had no insurance, and 1 (less than 1%) had other/unknown insurance status.

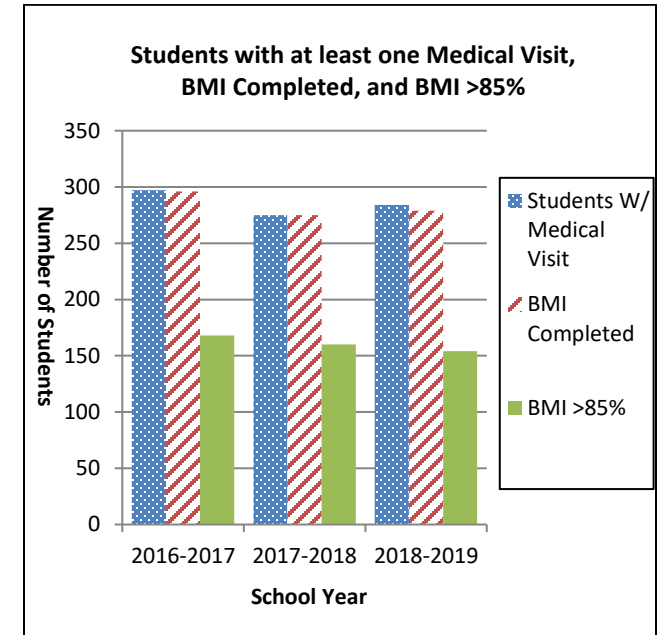
The SBHC Clinician visited every health class to inform the students about both the Mental Health services and Medical services that were offered at the SBHC.

Student Population, Enrollment, Number of Medical Visits and Number Served in Lincoln Middle School 2018-2019				
Schools	Population	Enrolled	Medical Visits	Medical Served
Lincoln MS	761	398	964	284

Trend: [◀▶]

How Well Did We Do?

Identifying Obesity in SBHC Users.



Story behind the baseline:

During the school year 2018-2019, 284 students had at least one medical visit and 279 (98%) had a BMI completed during one of these medical visits. Of

2018-2019, Meriden School Based Health Centers, Medical Services (grades 6-8)

Lincoln Middle School

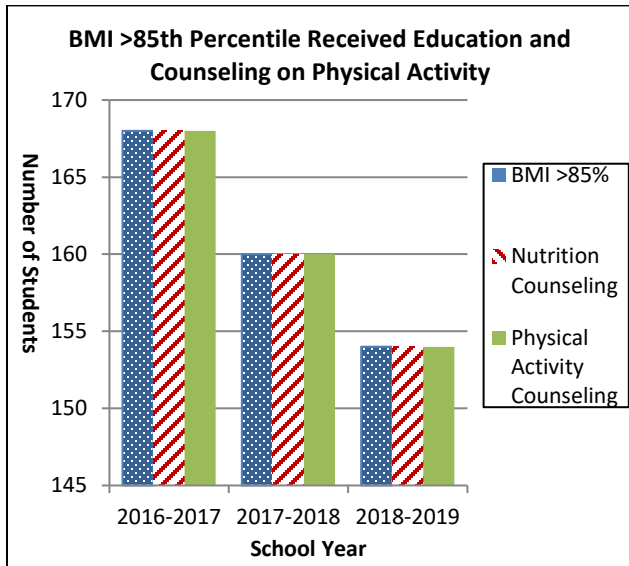
those, 154 (55%) had a BMI greater than the 85 percentile.

There was a slight decrease in the number of students getting a BMI calculated since 2016-2017, when 296 of 297 or 99.7% had BMI calculated.

Trend: [▼]

Is Anyone Better Off?

BMI > 85th percentile and Counseling on Nutrition and Physical Activity



Story behind the baseline:

All students with a BMI >85% are offered counseling in both nutrition and physical activity. As the number of students with a BMI >85% increased, the percentage of those students receiving counseling increased from as well. In the 2016-2017 school year, of the 168 students with a BMI >85%, 168 (100%) received nutrition counseling and 168 (100%) received physical activity counseling. During the 2018-2019 school year, of the 154 students with a

BMI >85%, 154 (100%) received nutrition counseling and 154 (100%) received physical activity counseling. Counseling was provided during follow-up visits and discussion with students about keeping a food diary was provided. Education handouts about healthy eating were provided to all students.

Trend: [▲]

Notes:

* Reflects funding provided to all of the SBHC for Medical, Mental Health, and Dental Services.

Proposed Actions to Turn the Curve:

How Much Did We Do:

- Letters for permission to give the flu vaccine will be distributed to students at the beginning of the school year.
- To assist in outreach, staff will attend school functions, including Parents Nights, provide presentations to health classes, and enhance the publicity of school based services in a variety of mediums including: websites, newsletters, and electronic communications.
- To improve and increase efficiency, forms will be available on an electronic platform and posted on district wide websites.

How Well Did We Do:

- Staff will track BMIs through our electronic health record and identify students with at-risk BMI's.

Is Anyone Better Off:

- Staff will provide one-on-one nutrition counseling.
- Classroom presentations on healthy eating will be offered.

Data Development Agenda:

1. Staff will continue to work with the CHC Business Intelligence (BI) team, to gather data:

- To align the Eclinical Works (ECW) generated reports to meet DPH requirements.
- To streamline the process of exporting our data from EHR to DPH.
- To further refine data collection capability of the electronic record to define parameters for better identification and management of specific conditions (ex. students who have participated in select programs, students who have an asthma action plan on record, and obesity counseling data, etc.).

2. The school based team will work closely with the BI team in the development of a dashboard which will provide need data and trends in the moment.