

## 2018-2019, Hartford Public Schools - School Based Health Centers, Mental Health Services (grades K-12)

MD Fox, Harford Public High School, Sanchez School, Bellizzi School, Rawson School

*Quality of Life Result:* All Connecticut children will grow up in a stable environment, safe, healthy and ready to succeed.

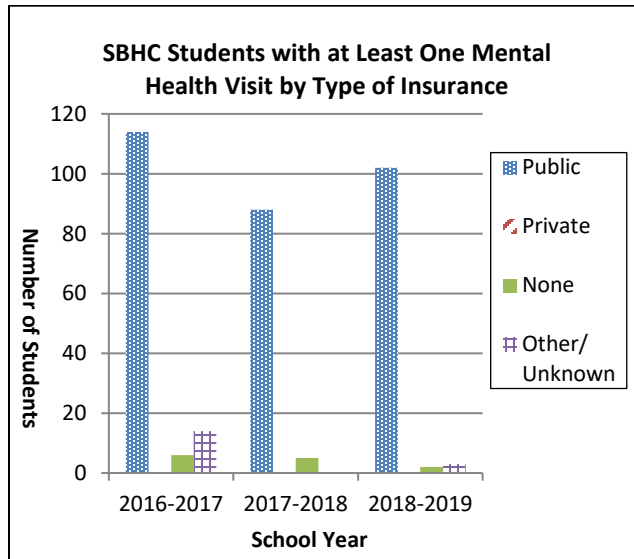
*Contribution to the Result:* School Based Health Centers provide healthcare access for school aged students, so that they are healthy and ready to learn.

Program Expenditures	DPH SBHC Funding	Other State Funding	Federal Funding (MCHBG, ACA)	Total Other Funding (Other federal, Local, Private)	Reimbursement Generated	Total Site Funding
Actual SFY 19	\$930,166	\$0	\$125,000	\$6,041	\$109,726	\$1,170,933
Estimated SFY 20	\$960,166	\$36,000	\$125,000	\$6,071	\$107,569	\$1,234,806

*Partners:* CASBHC, DPH, DSS, DMHAS, DCF, School Based Health Alliance, School Administrators and Faculty, Behavioral Health Partnership (BHP), Hartford Child and Family Services, School Nurses, CCMC.

### How Much Did We Do?

Access and Utilization



### Story behind the baseline:

During the 2018-2019 school year, the total student population for all 6 schools was 4,658. The total number enrolled in the SBHC was 3,773 (81%). The number of students served was 107 (3% of enrolled). The average number of visits per student was 18.6 (1,992 visits for 107 students).

Of the 107 students utilizing the SBHC for mental health visits in 2018-2019, 102 (95%) had public insurance, 0 had private insurance, 2 (2%) had no

insurance, and 3 (3%) had other/unknown insurance status. There was considerable effort made to acquire public insurance for students who qualified, who had a status of none in previous years. This resulted in a decrease in uninsured students, from 20 (14.9%) in 2016-2017 to 5 (4.9%) in 2018-2019.

While there was a decrease in the number of students served from 2016-2017 (134) to 2018-2019 (107), the SBHC saw a decrease in the percentage of the enrolled students. The total population at Hartford Public Schools has decreased each year and therefore the total number of students enrolled has also decreased.

The SBHC Clinician made a visit to every health class to inform the students about both the Mental Health and Medical services offered at the SBHC.

Students' Population, Enrollment, Mental Health Visits and Students Served at Hartford Schools 2018-2019				
Schools	Population	Enrolled	MH Visits	MH Served
HPS	1157	1025	537	28
JMA	502	372	0	0
MD Fox	830	701	129	11
Bellizzi	804	650	803	30
Sanchez	525	498	307	27
Rawson	840	527	216	11
<b>Total</b>	<b>4,658</b>	<b>3,773</b>	<b>1,992</b>	<b>107</b>

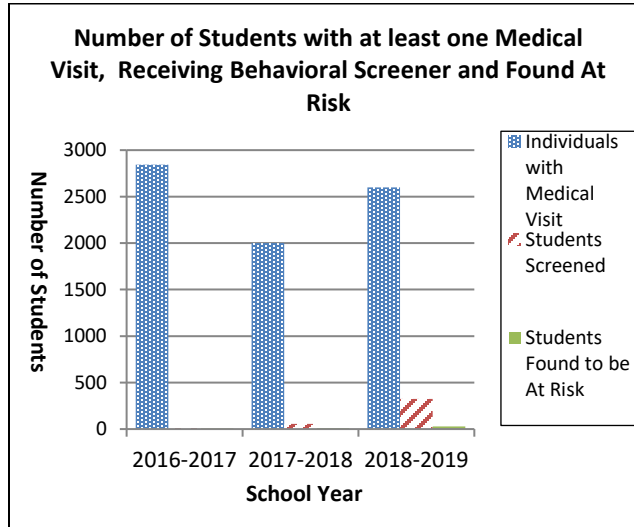
Trend: [ ◀ ▶ ]

# 2018-2019, Hartford Public Schools - School Based Health Centers, Mental Health Services (grades K-12)

MD Fox, Harford Public High School, Sanchez School, Bellizzi School, Rawson School

## How Well Did We Do?

Screen All Students for Mental/Behavioral Health Issues that received a Medical Visit.



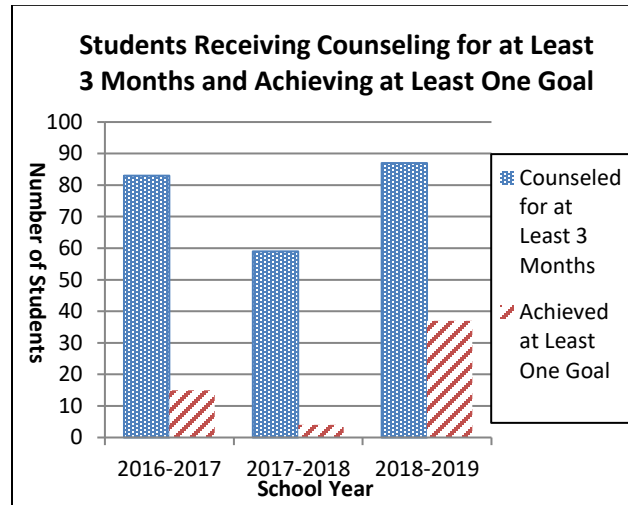
### Story behind the baseline:

All students that are seen for a medical physical visit at the SBHC received a mental/behavioral health assessment at their first visit. In 2018-2019, all 2,601 (100%) students that were seen by the medical clinic received a mental/behavioral health assessment and 324 received a mental health screening. Of those screened, 29 (9%) were considered at risk (positive).

Trend: [▲]

## Is Anyone Better Off?

Students Receiving Counseling Meeting their Goals



### Story behind the baseline:

In the 2018-2019 school year, 87 students participated in therapy for 3 or more months. Of those students, 37 (42%) achieved at least one goal. This was an increase in students over the 3 school years, with 83 students receiving counseling for more than 3 months and 15 achieving at least one goal in 2016-2017. It was also a 146% increase in students achieving at least one goal, from 2016-2017 (15 students). In 2017-2018 59 students receiving counseling for more than 3 months with 4 students achieved at least one goal).

Trend: [▲]

### Notes:

\* Reflects funding provided to all of the SBHC for Medical, Mental Health, and Dental Services.

\*\* Maternal and Child Block Grant Funds

## Proposed Actions to Turn the Curve:

### How Much Did We Do:

- Survey staff to assess their knowledge of what services are available for both Mental Health and Medical at the SBHC.
- Provide enrollment forms electronically on the district wide website.

### How Well Did We Do:

- Provide professional development on how to complete a risk assessment.
- Continue outreach to students regarding mental health services available

### Is Anyone Better Off:

- In the upcoming year, a survey and interview will be done on those students who did not attain their goal, and those that went elsewhere for counseling.
- LCSW's will encourage participants to develop self-management goals, both long and short term.

### Data Development Agenda:

1. Document in goals that students are trying to reach and progress.
2. Do pre and post-test mental health screens on all students that receive counseling.
3. Work to ensure all data can be easily exported to DPH.