

2018-2019, Hartford Public Schools – School Based Health Centers, Dental Services (grades K-12)

MD Fox, Harford Public High School, Sanchez School, Bellizzi School, Rawson School

Quality of Life Result: All Connecticut children will grow up in a stable environment, safe, healthy and ready to succeed.

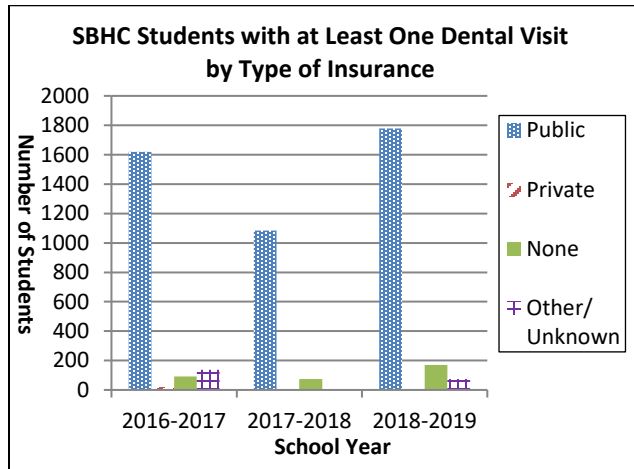
Contribution to the Result: School Based Health Centers provide healthcare for school age students, so that they are healthy and ready to learn.

Program Expenditures	DPH SBHC Funding	Other State Funding	Federal Funding (MCHBG, ACA)	Total Other Funding (Other federal, Local, Private)	Reimbursement Generated	Total Site Funding
Actual SFY 19	\$930,166	\$0	\$125,000	\$6,041	\$1,036,206	\$2,097,413
Estimated SFY 20	\$960,166	\$36,000	\$125,000	\$6,071	\$1,034,220	\$2,161,457

Partners: Parents, Students, CASBHC, DPH, DSS, The Utopia Chapter of the AAP, School Based Health Alliance, Hartford Board of Education, Local Health Department, School Nurses, School Administrators and Faculty, Planned Parenthood, CCMC, CTDHP

How Much Did We Do?

Access and Utilization



Story behind the baseline:

In 2018-2019 the total student population for all 5 schools was 4156. The total enrolled in the School Based Health Centers (SBHC) was 3401 (82% of population). The number of students served was 2030 of 49% of the total population and 60% of enrollment. The average number of visits was 5.6 per student (11,474 visits for 2030 served).

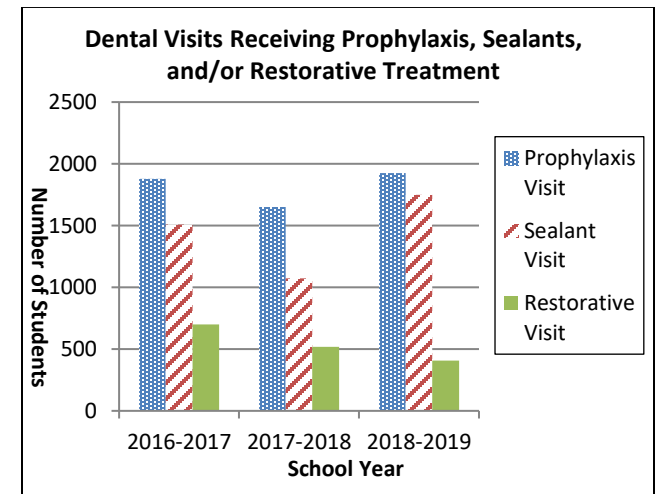
Of the 2030 students utilizing the SBHC for Dental services in 2018-2019, 1779 (88%) had public insurance, 5 (0.2%) had private insurance, 171 (8%) had no insurance and 75 (4%) had unknown insurance status.

Students' Population, Enrollment, Dental Visits and Students Served at Hartford 5 Schools 2018-2019				
Schools	Population	Enrolled	D Visits	D Served
Rawson	840	527	1900	396
HPS	1157	1025	1519	274
Sanchez	525	498	2705	408
Bellizzi	804	650	2700	452
MD Fox	830	701	2650	500
Total	4,156	3,401	11,474	2,030

Trend: [▲]

How Well Did We Do?

Visits Receiving Prophylaxis, Sealants, and/or Restorative Treatment



Story behind the baseline:

In 2018-2019, 1924 visits (17% of dental visits) were for prophylaxis treatment, 1750 visits (15% of dental visits) were for sealant treatment, and 407 visits (4% of dental visits) were for restorative treatment.

2018-2019, Hartford Public Schools – School Based Health Centers, Dental Services (grades K-12)

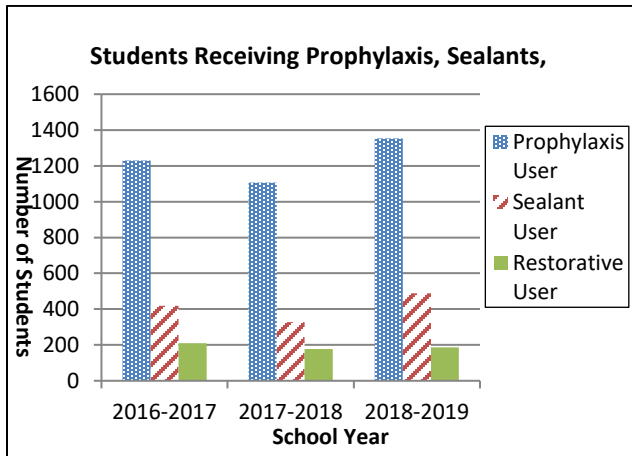
MD Fox, Harford Public High School, Sanchez School, Bellizzi School, Rawson School

Dental Visits Receiving Prophylaxis, Sealants, and/or Restorative Treatment Hartford Schools 2018-2019			
Schools	Prophylaxis Visits	Sealant Visits	Restorative Visits
Rawson	209	333	140
HPHS	313	282	34
Sanchez	442	261	135
Bellizzi	481	483	60
MD Fox	479	391	38
Total	1,924	1,750	407

Trend: [▲]

Is Anyone Better Off?

Students Receiving Prophylaxis, Sealants, and/or Restorative Treatment



Story behind the baseline:

In 2018-2019, there were 1353 unduplicated students (67% of students served) that received prophylaxis treatment, 489 students (24% of students served) that received sealant treatment, and 186 (9% of students served) students that received restorative treatment.

Students Receiving Prophylaxis, Sealants, and/or Restorative Treatment at Hartford Schools 2018-2019			
Schools	Prophylaxis Users	Sealant Users	Restorative Users
Rawson	181	86	68
HPHS	252	53	18
Sanchez	294	92	51
Bellizzi	310	140	25
MD Fox	316	118	24
Total	1,353	489	186

Trend: [▲]

Notes:

* Reflects funding provided to all of the SBHC for Medical, Mental Health, and Dental Services.

** Maternal and Child Block Grant

Proposed Actions to Turn the Curve:

How Much Did We Do:

- We would like to see an increase in the number of students with private and Medicaid insurance. An increase in the amount of students enrolled in the clinic is also another goal. The dental staff will continue to strive for this as well as maintaining/increasing dental registrations and dental visits.

How Well Did We Do:

- We increased our dental visits from 1,162 unduplicated visits to 2,030. This was a 74.69 percentage increase. The dental staff will continue this trend, which can be accomplished by ensuring that prophylaxis treatments are performed twice a year. We also plan on offering increased Sealant services in school year 2019-2020.

Is Anyone Better Off:

- Since the number of dental services provided has increased it concludes that we are either able to services more student or provide more services to our existing participants of the dental clinic.

Data Development Agenda:

- The Health Services Department for Hartford Public Schools is currently working on a possible transition to an EHR system. This would house dental records, streamline the program, and allow for easily extractable data for reporting