

# 2018-2019, Hamden High School - School Based Health Centers, Mental Health Services (grades 9-12)

## Hamden High School

*Quality of Life Result:* All Connecticut children will grow up in a stable environment, safe, healthy and ready to succeed.

*Contribution to the Result:* School Based Health Centers provide healthcare access for school aged students, so that they are healthy and ready to learn.

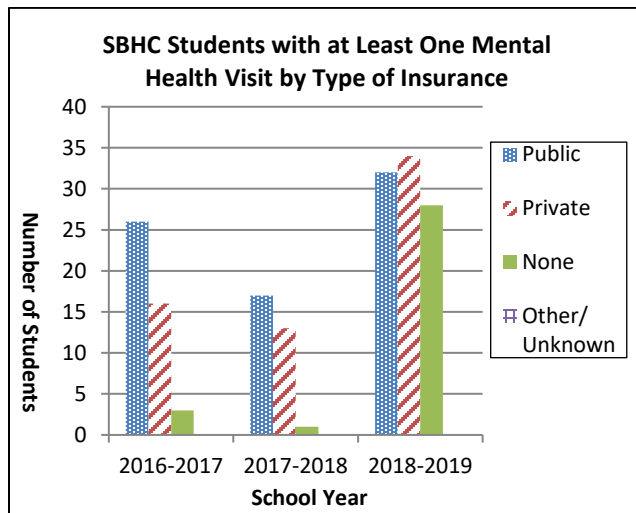
Program Expenditures	DPH SBHC Funding	Other State Funding	Federal Funding (MCHBG, ACA)	Total Other Funding (Other federal, Local, Private)	Reimbursement Generated	Total Site Funding
Actual SFY 19	\$54,940	\$0	\$0	\$0	\$96,811	\$151,751
Estimated SFY 20	\$54,609	\$0	\$0	\$0	\$98,000	\$152,609

*Sponsoring Agency:* Quinnipiack Valley Health District

*Partners:* Cornell Scott Hill Health Center (CSHHC), SBHC Advisory Committee, Parents, Students, CT Department of Public Health, Hamden Board of Education, School Nurses, School Administrators and Faculty, CT Association of School Based Health Centers

### How Much Did We Do?

Access and Utilization



### Story behind the baseline:

During the 2018-2019 school year, the total student population was 1,470. The total number enrolled in the SBHC was 533 (36%). The number of students served was 94 (18% of enrolled). The average number of visits per student was 6.1 (573 visits for 94 students). Of the 94 students utilizing the SBHC for mental health visits in 2018-2019, 32 (34%) had

public insurance, 34 (36%) had private insurance, and 28 (29 %) had no insurance.

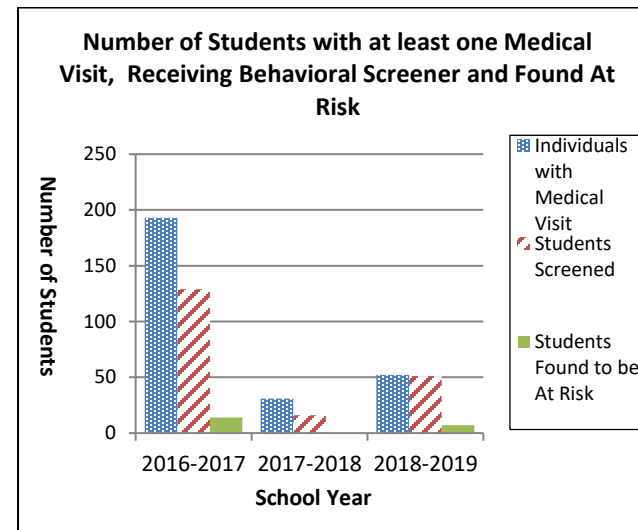
Compared to years 2016-2017 and 2017-2018, there has been an increase in the number of students with at least one mental health visit by type of insurance.

Trend: [▲]

Students' Population, Enrollment, Mental Health Visits and Students Served at Hamden High School 2018-2019				
Schools	Population	Enrolled	MH Visits	MH Served
Hamden HS	1,470	533	573	94
<b>Total</b>	<b>1,470</b>	<b>533</b>	<b>573</b>	<b>94</b>

### How Well Did We Do?

Screen All Students for Mental/Behavioral Health Issues that received a Medical Visit.



### Story behind the baseline:

All students that are seen for a Physical Exam/Annual Wellness medical visit at the SBHC receive a mental/behavioral health screener. In 2018-2019, 52 students were seen for a physical exam/annual wellness medical visit and 51 students seen by the medical clinic received a screener. Of those screened, 7 (14%) were considered at risk

# 2018-2019, Hamden High School - School Based Health Centers, Mental Health Services (grades 9-12)

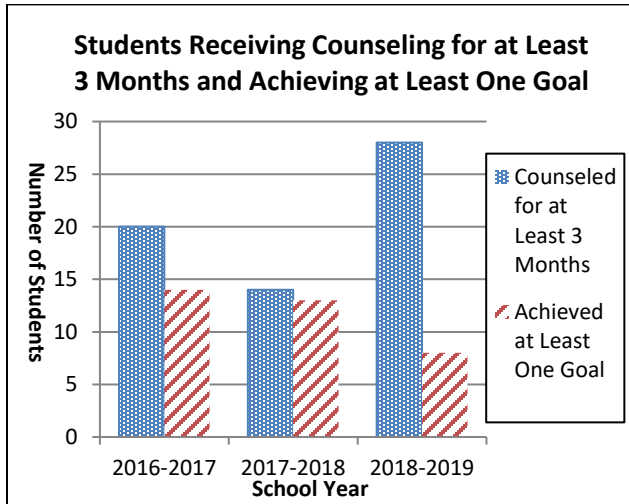
## Hamden High School

(positive). This trend is going in the right, as the numbers reflect an increase from school year 2017-2018.

**Trend:** [▲]

### Is Anyone Better Off?

Students Receiving Counseling Meeting their Goals



### Story behind the baseline:

In the 2018-2019 school year, 28 students participated in therapy for 3 or more months. Of those students, 8 (29%) achieved at least one goal.

**Trend:** [▼]

### Notes:

Funding is received from the CT DPH SBHC grant as well as reimbursements generated from services.

In 2018-2019, our subcontractor, has only been able to collect behavioral health data by provider report due to the limitations of the previous EHR Centricity. However starting July 30<sup>th</sup> 2019 CSHHC has

transitioned to a new EHR (EPIC) and will now have the ability to collect this data moving forward.

### Proposed Actions to Turn the Curve:

#### How Much Did We Do:

- Provide information to faculty at an upcoming staff development meeting to promote the services available for both Medical and Mental Health Services at the SBHC.
- Continue outreach efforts at school events promoting the SBHC services.
- Provide weekly/monthly updates to the principal on timely health topics with an action and plug to the SBHC services.
- Continue to expand the SBHC advisory committee to include new members.

#### How Well Did We Do:

- Continue to promote Behavioral Health Screening at least annually by Medical Providers- to now include annual screening even without scheduled Physical Exam/Annual Wellness visit.
- Work with new EPIC EHR to accurately document and track referrals to patients that screened as At Risk and follow up on outcomes of our screenings

### Is Anyone Better Off:

- Survey students who did not attain their goal and those that went elsewhere for counseling
- LCSW's will encourage participants to develop self-management goals, both long and short term.

- Strive to achieve the goal of at least 85% of students meeting at least 1 goal after 3 months of counseling

### Data Development Agenda:

1. Work with EPIC in transition to new EHR (previously on Centricity EHR) to improve ability to collect data
2. Document in EPIC the goals that students are trying to reach and progress on each goal.
3. Work with EPIC to ensure all data can be easily exported to DPH.

**Trend Going in Right Direction?** ▲ Yes; ▼ No; ◀▶ Flat/ No Trend