

2018-2019, Groton - School Based Health Centers, Medical Services (Grades K-12)

Fitch High School, Cutler Middle School, West Side Middle School, Catherine Kolnaski Elementary, Claude Chester Elementary

Quality of Life Result: All Connecticut children will grow up in a stable environment, safe, healthy and ready to succeed.

Contribution to the Result: School Based Health Centers provide healthcare for school age students, so that they are healthy and ready to learn.

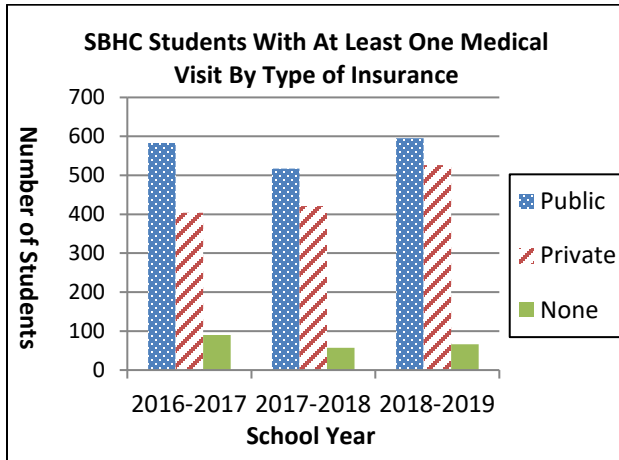
Program Expenditures	DPH SBHC Funding	Other State Funding	Federal Funding (MCHBG, ACA)	Total Other Funding (Other federal, Local, Private)	Reimbursement Generated	Total Site Funding
Actual SFY 19	\$441,918*	\$0	\$4,119**	\$23,379***	\$147,819	\$617,235
Estimated SFY 20	\$414,583*	\$0	\$4,040**	\$18,506***	\$164,261	\$601,390

Sponsoring Agency: Child & Family Agency of Southeastern CT, Inc.

Partners: Parents, Students, CASBHC, DPH, DSS, CT Chapter of the AAP, School Based Health Alliance, Board of Education, Local Health Department, School Nurses, School Administrators and Faculty, Planned Parenthood, Lawrence & Memorial Hospital

How Much Did We Do?

Access and Utilization



Story behind the baseline:

In 2016-2017, the total school population of all 5 schools was 2,669, and the total enrolled in the SBHCs was 1,849 (69% of the student population). The number of students served was 1,077 (58% enrolled and 40% of total school population). Of those, 583 (54%) of students were publically insured, 404 (38%) were privately insured and 90 (8%) had no insurance.

In 2017-2018, the total student population was 2,762 with 1,849 (67%) enrolled for services. The number of those with at least one medical visit was 995 (54%

of those enrolled and 36% of the school population). Of those, 517 (52%) had public insurance, 421 (42%) had private insurance, and 57 (6%) had no insurance.

In 2018-2019, the total student population was 2,819 with 2,005 (71%) enrolled for services. The number of those with at least one medical visit was 1,187 (59% of those enrolled and 42% of the school population). Of those, 595 (50%) had public insurance, 526 (44%) had private insurance, and 66 (6%) had no insurance.

In 2018-2019, there were considerable efforts made to acquire public insurance for students who qualified who previously had a status of none or unknown. Students with public, private, and no insurance generally stayed the same with 50-54% having public insurance, 38-44% having private insurance, and 6-8% having no insurance.

The SBHC APRN & mental health Clinician made presentations at faculty meetings, met with parents at back-to-school night, attended 6th grade orientation and distributed CFA SBHC pamphlets to inform the school, families, and students about both medical and mental health services that are offered at the SBHCs. Updated registrations and SBHC information was sent home to the entire school in both electronic & paper forms. The percent enrolled increased (69% to 71%) as a result of these efforts with a similar

trend of students with at least one visit (1,077 to 995 to 1,187).

All students enrolled in the SBHC receive care regardless of insurance status. Students/families identified as eligible for public insurance coverage are directed to one of the community-based Access to Care programs.

Student Population, Enrollment, Number of Medical Visits And Number Served in Groton Schools 2018-2019				
Schools	Population	Enrolled	Medical Visits	Medical Served
Kolnaski	421	303	406	207
Claude	345	246	315	140
Cutler	492	330	398	208
Fitch	1,040	810	1,040	458
Westside	521	316	353	174
TOTAL	2,819	2,005	2,512	1,187

Trend: [◀ ▶]

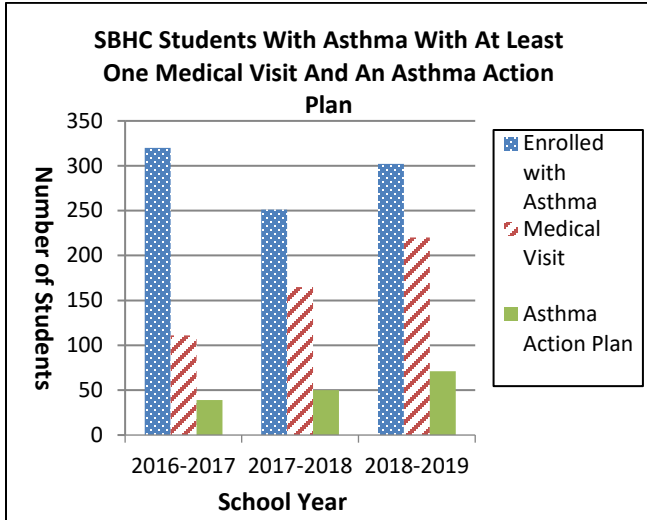
How Well Did We Do?

Reduce the severity and frequency of asthma symptoms among students who utilize the SBHC.

Trend Going in Right Direction? ▲ Yes; ▼ No; ◀▶ Flat/ No Trend

2018-2019, Groton - School Based Health Centers, Medical Services (Grades K-12)

Fitch High School, Cutler Middle School, West Side Middle School, Catherine Kolnaski Elementary, Claude Chester Elementary



Story behind the baseline:

School-based health centers are in a leading position to promote National asthma guidelines and evidence based asthma interventions to improve the care of children with asthma in Connecticut: including reduced emergency room utilization. Asthma exacerbations can lead to critical life-threatening events. Asthma Action Plans (AAPs) are a valuable preventative and educational tool to help reduce or prevent emergency room visits.

In 2016-2017, 320 (30%) students that utilized the SBHCs for a medical visit had an asthma diagnosis. Of those, 111 (35%) had at least one medical visit. Of those, 39 (35%) had an Asthma Action Plan.

In 2017-2018, 251 (25%) of students that utilized the SBHC for a medical visit had an asthma diagnosis. Of those, 165 (65%) had at least one medical visit. Of those 50 (30%) had an Asthma Action Plan.

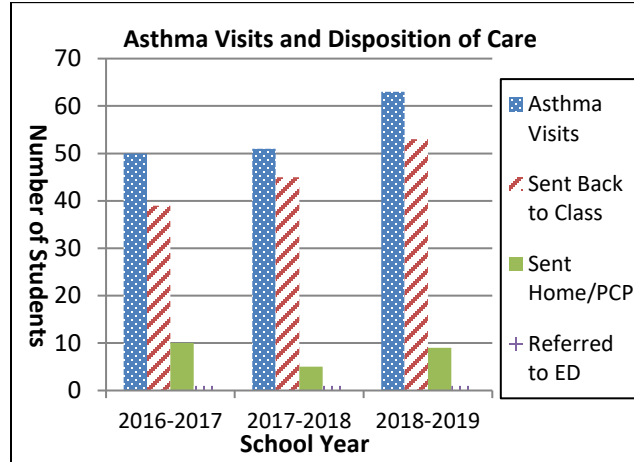
In 2018-2019, 302 (25%) of students that utilized the SBHC for a medical visit had an asthma diagnosis. Of those, 220 (73%) had at least one medical visit. Of those, 71 (32%) had an Asthma Action Plan.

The utilization of the SBHC by students with asthma for at least one medical visit increased slightly over the last two years (65% to 73%) with an increase in the number of students who had an Asthma Action Plan on file (50 students to 71 students).

Trend: [▲]

Is Anyone Better Off?

Reduction of visits to an Emergency Department for asthma exacerbations.



Story behind the baseline:

School-based health centers directly impact the number of asthma related hospitalizations by reducing ED visits and, therefore, asthma morbidity and mortality.

In 2016-2017, 50 asthma visits were made to the SBHCs. Of those, 39 (78%) visits resulted in the student returning to class, 10 (20%) visits resulted in the student being sent home and 1 (2%) resulted in a trip to the Emergency Department.

In 2017-2018, 51 visits for asthma were made by students utilizing the SBHC. Of those, 45 (88%) were sent back to class, 5 (10%) were sent home or to their primary care provider, and 1 (2%) were sent to the emergency department.

In 2018-2019, 63 visits for asthma were made by students utilizing the SBHC. Of those 53 (84%) were sent back to class, 9 (14%) were sent home, and 1 (2%) were sent to the emergency department. Over the last 3 years, the SBHC consistently were able to send students back to class (78-88%) after an acute asthma exacerbation with only 1 student each year still needing to be sent to the emergency department.

Trend: [▲]

Notes:

- * Reflects funding provided to all of the SBHC for Medical and Mental Health Services.
- ** Maternal and Child Block Grant
- *** United Way

Proposed Actions to Turn the Curve:

How Much Did We Do:

- Registration forms were updated and provided electronically as well as an all-school mailing(s) to over 8,000 students in 13 SBHC across 4 districts.

How Well Did We Do:

- Provide proactive, preventative care including education to students and families on identifying asthma triggers and preventing acute asthma exacerbations.

Is Anyone Better Off:

- Increased efforts for students with asthma to receive preventative asthma care including medication education and adherence to the Asthma Action Plan.

Data Development Agenda:

1. Will work on continuous alignment and integration of eClinicalWorks generated reports to meet DPH requirements.
2. Will ensure EHR data can be extracted and sent to DPH.
3. Will educate new and current staff on structured data-entry needed for data extraction and analysis to stakeholders.

Trend Going in Right Direction? ▲ Yes; ▼ No; ◀▶ Flat/ No Trend