

## 2018-2019, InterCommunity Health Care - School Based Health Centers, Mental Health Services

East Hartford High School, East Hartford Middle School, Mayberry Elementary, Sliver Lane Elementary, Early Childhood Learning Center at Hockanum School

*Quality of Life Result:* All Connecticut children will grow up in a stable environment, safe, healthy and ready to succeed.

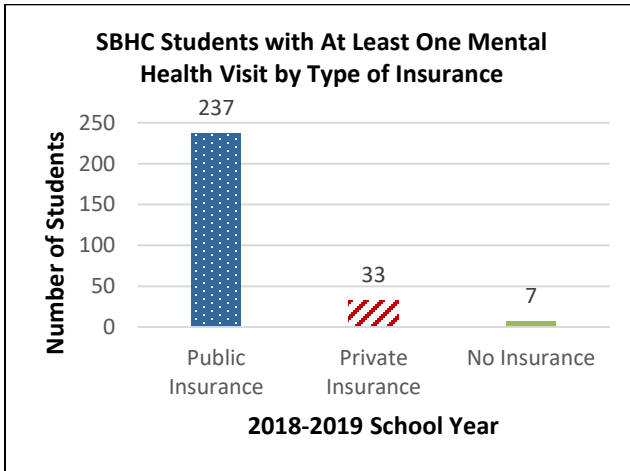
*Contribution to the Result:* School Based Health Centers provide healthcare access for school aged students, so that they are healthy and ready to learn.

Program Expenditures	DPH SBHC Funding	Other State Funding	Federal Funding (MCHBG, ACA)	Total Other Funding (Other federal, Local, Private)	Reimbursement Generated	Total Site Funding
Actual SFY 19	\$553,588*	\$0	\$0	\$600 **	\$1,112,456	\$1,666,644
Estimated SFY 20	\$553,588*	\$0	\$0	\$1,200 ***	\$1,413,555	\$1,968,343

*Partners:* CASBHC, DPH, DSS, DMHAS, DCF, HRSA, School Based Health Alliance, East Hartford School Administrators and Faculty, EMPS, East Hartford Board of Education, East Hartford Youth Services, East Hartford CONNects, East Hartford School Business Partnerships, Office of Family and Community Partnerships, East Hartford District Health and Wellness, Foodshare, Jordan Porco Foundation – 4 What's Next, Parents, Students

### How Much Did We Do?

Access and Utilization



### Story behind the baseline:

In 2018-2019 the total student population for all 5 schools was 3,813, and the total enrolled in the School Based Health Centers (SBHCs) was 1,169 (31% of population). The number of students served was 277 or 7.3% of the total population. The average number of visits per student was 7.5 (277 of 3684).

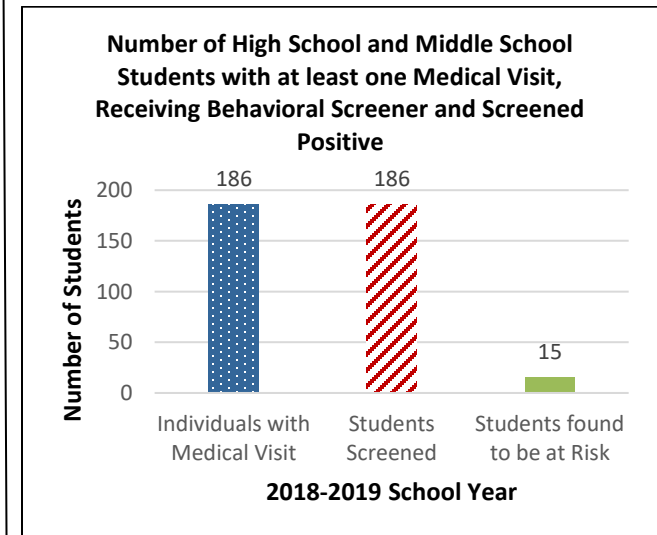
In 2018-2019, 237 (86%) of students had public insurance, 33 (12%) were under private insurance, and 7 (2.5%) had no insurance. The SBHC enrollment population generally comprises of 80% Medicaid, 10% private, and 10-15% uninsured.

The SBHC Clinician and Nurse Practitioner visited every health class to inform the students about both the Mental Health services and Medical services that were offered at the SBHC. SBHC staff participated in career fairs at the high school and middle school.

Student Population, Enrollment, Number of Mental Health Visits, and Number Served at InterCommunity's SBHCs				
Schools	Population	Enrolled	MH Visits	MH Served
EH HS	1753	414	740	50
EH MS	1100	298	818	61
Mayberry	357	173	804	65
Sliver Lane	273	149	810	38
ECLC	330	135	512	63
<b>Total</b>	<b>3813</b>	<b>1169</b>	<b>3684</b>	<b>277</b>

### How Well Did We Do?

Screen All Students for Mental/Behavioral Health Issues that received a Medical Visit.



### Story behind the baseline:

In 2018-2019 186 (82%) of students that were seen for a medical visit were to receive a mental/behavioral health screener at their first visit.

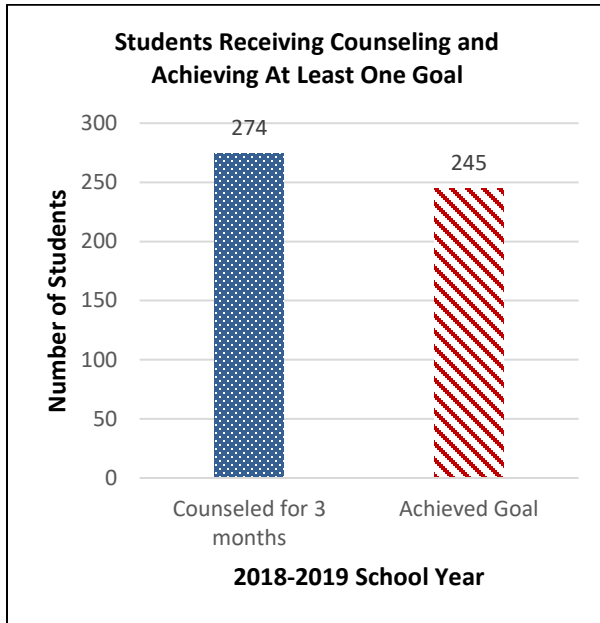
# 2018-2019, InterCommunity Health Care - School Based Health Centers, Mental Health Services

East Hartford High School, East Hartford Middle School, Mayberry Elementary, Sliver Lane Elementary, Early Childhood Learning Center at Hockanum School

Of the students screened, 8% (15 of 186) were found to be at risk (positive).

## Is Anyone Better Off?

Students Receiving Counseling Meeting their Goals



## Story behind the baseline:

In 2018-2019, 89% of students who received 3 months of counseling met at least one treatment goal (245 of 274).

## Notes:

\* Reflects funding provided to all of the SBHC for Medical and Mental Health Services

\*\* Jordon Porco Foundation 4 What's Next Program Grant

\*\*\* East Hartford Youth Services Mini-grant

## Proposed Actions to Turn the Curve:

### How Much Did We Do:

We will continue to implement behavioral health screenings at every medical visit.

### How Well Did We Do:

All high school and middle school students that had a medical visit received a behavioral health screener, and most students who were counseled for 3 months achieved counseling goals.

### Is Anyone Better Off:

In the upcoming school year, SBHC enrollment will increase by 10%. We will expand our 4 What's Next program into the school system and work to increase students receiving counseling.

## Data Development Agenda:

1. We merged 3 EMRs towards a more unified system to improve our reporting capabilities. We will refine and validate reporting capabilities in the Epic EMR to obtain accurate data on Mental Health Services and will work to ensure Epic EMR data can be extracted and sent to DPH.
2. Utilize smart phrases to capture Uniform Data System (UDS) measured in the SBHCs in addition to meeting with APRNs to improve documentation of UDS measure criteria in the Epic EMR.
3. Introduce the Ohio Scales to elementary school students to track outcomes more effectively and to improve screening tools as an action for the future.

Trend Going in Right Direction? ▲ Yes; ▼ No; ◀▶ Flat/ No Trend