

## 2018-2019, InterCommunity Health Care - School Based Health Centers, Medical Services

East Hartford High School, East Hartford Middle School, Mayberry Elementary, Sliver Lane Elementary, Early Childhood Learning Center at Hockanum School

*Quality of Life Result:* All Connecticut children will grow up in a stable environment, safe, healthy and ready to succeed.

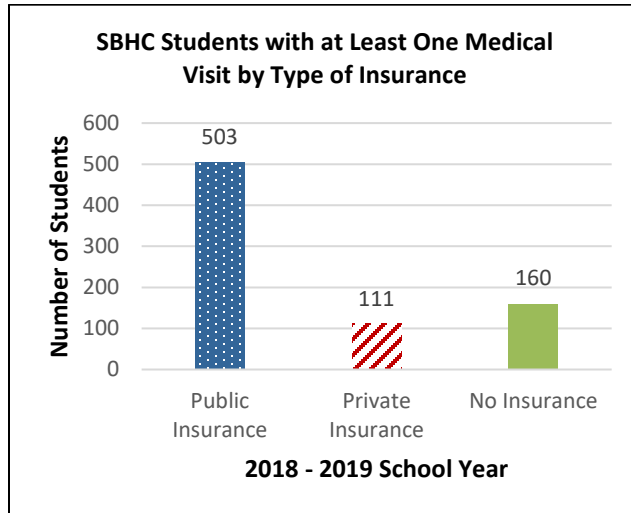
*Contribution to the Result:* School Based Health Centers provide healthcare for school age students, so that they are healthy and ready to learn.

Program Expenditures	DPH SBHC Funding	Other State Funding	Federal Funding (MCHBG, ACA)	Total Other Funding (Other federal, Local, Private)	Reimbursement Generated	Total Site Funding
Actual SFY 19	\$553,588*	\$0	\$0	\$600 **	\$1,112,456	\$1,666,644
Estimated SFY 20	\$553,588*	\$0	\$0	\$1,200 ***	\$1,413,555	\$1,968,343

*Partners:* CASBHC, DPH, DSS, DMHAS, DCF, HRSA, School Based Health Alliance, East Hartford School Administrators and Faculty, EMPS, East Hartford Board of Education, East Hartford Youth Services, East Hartford CONNects, East Hartford School Business Partnerships, Office of Family and Community Partnerships, East Hartford District Health and Wellness, Foodshare, Jordan Porco Foundation – 4 What’s Next, Parents, Students

### How Much Did We Do?

Access and Utilization



### Story behind the baseline:

In 2018-2019 the total student population for all 5 schools was 3,813, and the total enrolled in the School Based Health Centers (SBHCs) was 1,169 (31% of population). The number of students served was 774 or 20% of the total population. The average number of visits was 3 (2,350 visits for 774 served)

In 2018-2019, 503 (65%) of students acquired public insurance, 111 (14%) were under private insurance, and 160 (21%) had no insurance. The SBHC enrollment population generally comprises of 80% Medicaid, 10% private, and 10-15% uninsured.

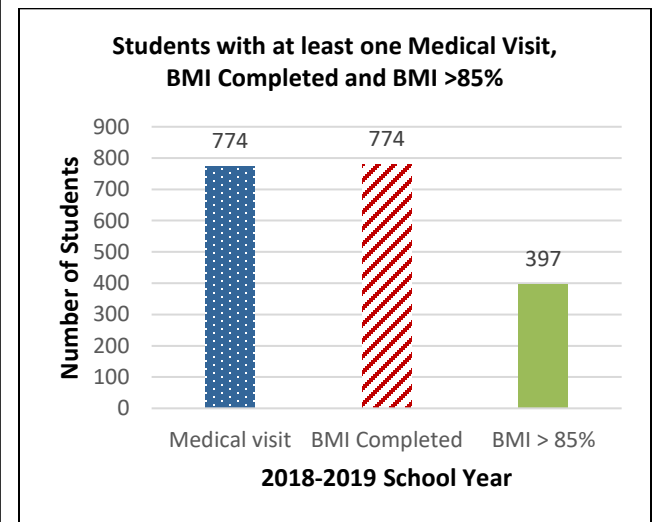
Student Population, Enrollment, Number of Medical Visits, and Number Served at InterCommunity's SBHCs				
Schools	Population	Enrolled	Medical Visits	Medical Served
EH HS	1753	414	724	244
EH MS	1100	298	937	239
Mayberry	357	173	298	140
Sliver Lane	273	149	131	82
ECLC	330	135	260	69
<b>Total</b>	<b>3813</b>	<b>1169</b>	<b>2350</b>	<b>774</b>

The SBHC Clinician and Nurse Practitioner visited every health class to inform the students about both the Mental Health services and Medical services that were offered at the SBHC. SBHC staff participated in career fairs at the high school and middle school.

Trend: [▲]

### How Well Did We Do?

Identifying Obesity in SBHC Users.



### Story behind the baseline:

The number of students calculated with a BMI in the 2018-2019 school year was 774, and there were 397 with a BMI >85% (51%).

Trend: [▲]

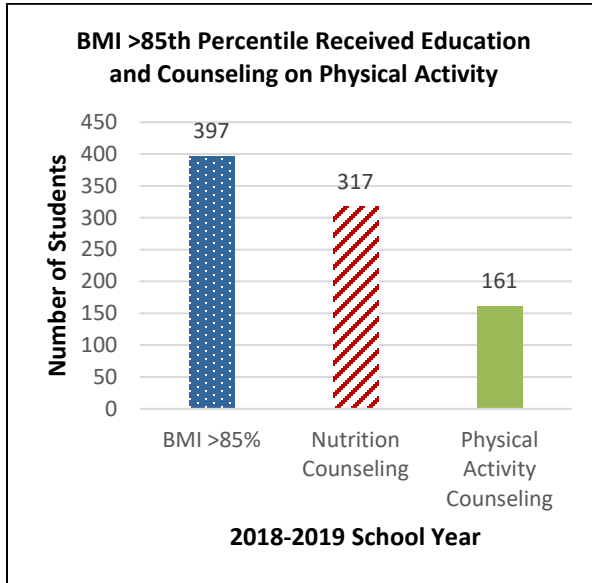
Trend Going in Right Direction? ▲ Yes; ▼ No; ◀▶ Flat/ No Trend

## 2018-2019, InterCommunity Health Care - School Based Health Centers, Medical Services

East Hartford High School, East Hartford Middle School, Mayberry Elementary, Sliver Lane Elementary, Early Childhood Learning Center at Hockanum School

### Is Anyone Better Off?

BMI > 85<sup>th</sup> percentile and Counseling on Nutrition and Physical Activity



### Story behind the baseline:

All students with a BMI >85% are offered counseling in both nutrition and physical activity. The percentage for receiving counseling overall was at 80% (317 of 397) for nutrition counseling, and 41% (161 of 397) for physical activity.

### Notes:

\* Reflects funding provided to all of the SBHC for Medical and Mental Health Services

\*\* Jordon Porco Foundation 4 What's Next Program Grant

\*\*\* East Hartford Youth Services Mini-grant

### Proposed Actions to Turn the Curve:

#### How Much Did We Do:

In the upcoming school year, SBHC enrollment will increase by 10%.

#### How Well Did We Do:

Will continue to implement BMI's at every medical visit. We will increase the number of BMI's completed.

#### Is Anyone Better Off:

Increase nutrition and physical activity counseling for students with a BMI >85%.

#### Data Development Agenda:

1. We merged 3 EMRs towards a more unified system to improve our reporting capabilities. We will refine and validate reporting capabilities in the Epic EMR to obtain accurate data on Medical Services and will work to ensure Epic EMR data can be extracted and sent to DPH.
2. Utilize smart phrases to capture Uniform Data System (UDS) measured in the SBHC in addition to meeting with APRNs to improve documentation of UDS measure criteria in the Epic EMR.