

2018-2019, Southwest Community Health Center – School Based Health Centers, Mental Health Services (grades 9-12)

Blackham School, Read School, Roosevelt School, Bassick High School and Central High School

Quality of Life Result: All Connecticut children will grow up in a stable environment, safe, healthy and ready to succeed.

Contribution to the Result: School Based Health Centers provide healthcare access for school aged students, so that they are healthy and ready to learn.

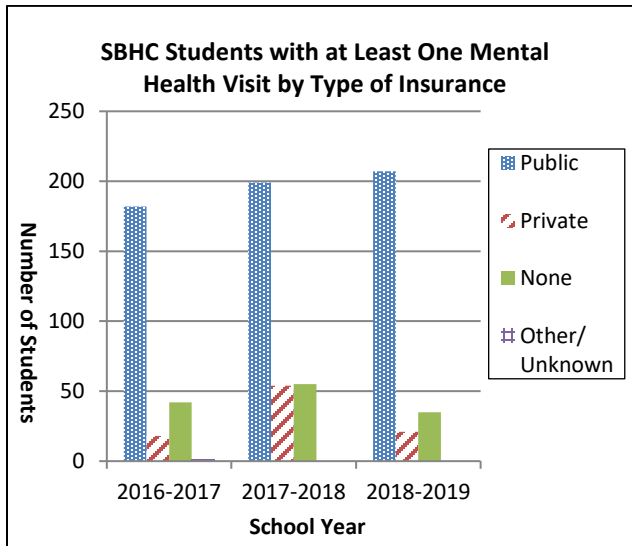
Program Expenditures	DPH SBHC Funding	Other State Funding	Federal Funding (MCHBG, ACA)	Total Other Funding (Other federal, Local, Private)	Reimbursement Generated	Total Site Funding
Actual SFY 19	\$533,875	\$0	\$0	\$0	\$843,742	\$1,377,617
Estimated SFY 20	\$533,875	\$0	\$0	\$0	\$856,398	\$1,390,273

Sponsoring Agency: Southwest Community Health Center

Partners: Parents, Students, CASBHC, DPH, DSS, School Based Health Alliance, City of Bridgeport Board of Education, School Nurses, School Administrators and Faculty, Optimus Health Care and Southwest Community Health Center

How Much Did We Do?

Access and Utilization



Story behind the baseline:

During the 2018-2019 school year, the total student population for all 5 schools was 4,755. The total number enrolled in the SBHC was 2,398 (50% of the population). The number of students served was 268 (11% of enrolled). 268 students utilized the SBHC for mental health visits in 2018-2019. There was a total of 1,251 visits. Of these students 207

(79%) had public insurance, 21 (8%) had private insurance and 35 (13%) had no insurance and 5 (2%) had Other/unknown insurance. There was considerable effort made to acquire public insurance for students who qualified who previously had a status of none in previous years.

This resulted in a decrease in uninsured students, from 55 uninsured students in 2017-2018, to 35 uninsured students in 2018-2019.

While there was a decrease in the number of students served from 2017-2018 (283) to 2018-2019 (268), the SBHC continued to provide educational and preventative services to the school population. The need for preventative education increased this year per the request of the school administrators. In addition we have added the CBITS (Cognitive Behavioral Intervention for Trauma in Schools) program and are running intervention groups at all schools.

The SBHC Clinician, outreach worker or Medical Assistant made a visit to all health classes in the high schools and classes from 1st grade to 5th grade in the elementary schools to inform the students about both the Mental Health and Medical services offered at the SBHC. These visits allowed students to ask questions regarding the services and become more familiar with the staff opening the line of communication for all.

Students' Population, Enrollment, Mental Health Visits and Students Served Southwest SBHC Five Schools 2018-2019				
Schools	Population	Enrolled	MH Visits	MH Served
Bassick HS	790	367	201	54
Blackham	1089	598	226	48
Central HS	1504	684	198	47
Read	800	396	277	54
Roosevelt	572	353	349	65
Total	4,755	2,398	1,251	268

Trend: [▲]

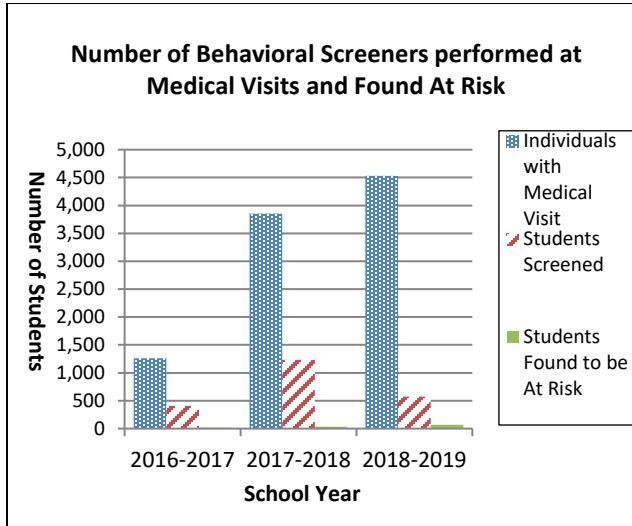
Trend Going in Right Direction? ▲ Yes; ▼ No; ◀▶ Flat/ No Trend

2018-2019, Southwest Community Health Center – School Based Health Centers, Mental Health Services (grades 9-12)

Blackham School, Read School, Roosevelt School, Bassick High School and Central High School

How Well Did We Do?

All Students for Mental/Behavioral Health Issues that received a screening.



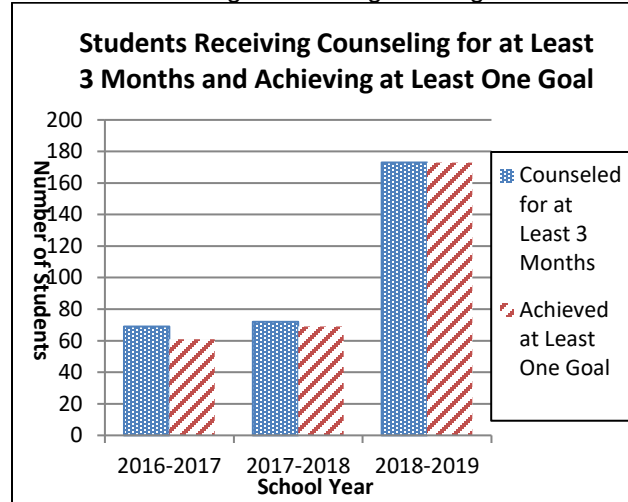
Story behind the baseline:

All students that are seen for a medical visit at the SBHC receive a mental/behavioral health screener at their first visit and each year at their physicals. In 2018-2019, all 575 students that were seen by the medical clinic received a screener. Of those screened, 66 (12%) were considered at risk (positive). These students were assessed and referred for further behavioral health services to appropriate community agencies depending on their need. Our social workers noticed an increase in anxiety and environmental trauma across all of the SBHCs.

Trend: [◀▶]

Is Anyone Better Off?

Students Receiving Counseling Meeting their Goals.



Story behind the baseline:

In the 2018-2019 school year, 173 students participated in therapy for 3 or more months. Of those students, 173 (100%) achieved at least one goal. This was an increase in students over the 3 school years, with 69 students in 2016-2017 and 72 students in 2017-2018 receiving counseling for more than 3 months respectively. It was also an increase in students achieving at least one goal, from 2016-2017 (61 students 88%), 2017-2018 (69 students 96%) and 173 (100%) students in 2018-2019.

Trend: [▲]

Notes:

Funding sources: DPH and third party billing.

Proposed Actions to Turn the Curve:

How Much Did We Do:

- Increase marketing to students, parents, and school personnel by attending additional BOE activities and increasing social media followers in an effort to increase enrollment and utilization numbers.

How Well Did We Do:

- Increase the number of students that are seen for a medical visit that receive a mental health screener

Data Development Agenda:

- Southwest (SBHC) is continually working to improve and enhance the Electronic Health Records (NextGen) in order to better capture the needed information to optimize our data in measuring the goals set in place by the school based health centers, enrollment and disposition.