

2018-2019, Bridgeport - Optimus Health Care Inc. School Based Health Centers, Medical Services (grades 9-12)

Harding High, Marin, Columbus, JFK, Dunbar

Quality of Life Result: All Connecticut children will grow up in a stable environment, safe, healthy and ready to succeed.

Contribution to the Result: School Based Health Centers provide healthcare for school age students, so that they are healthy and ready to learn.

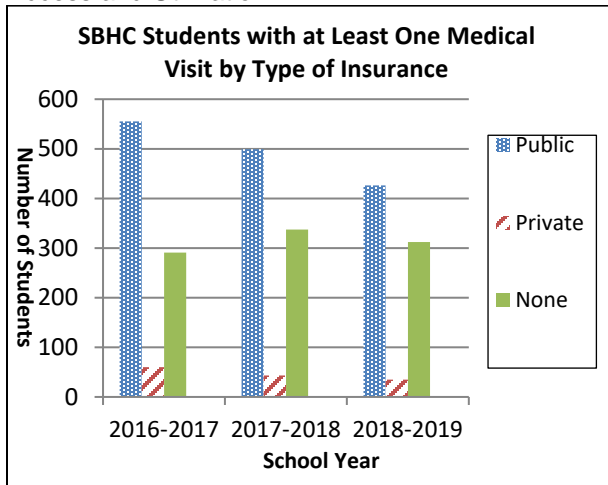
Program Expenditures	DPH SBHC Funding	Other State Funding	Federal Funding (MCHBG, ACA)	Total Other Funding (Other federal, Local, Private)	Reimbursement Generated	Total Site Funding
Actual SFY 19	\$539,470*	\$0	\$5,596**	\$0	\$161,247	\$706,313
Estimated SFY 20	\$539,470*	\$0	\$5,596**	\$0	\$161,247	\$706,313

Sponsoring Agency: Optimus Healthcare Inc.

Partners: Parents, Students, CASBHC, DPH, DSS, School Based Health Alliance, Board of Education, Bridgeport Health Department, BOE School Nurses, BOE School Administrators and Faculty, BCAC.

How Much Did We Do?

Access and Utilization



Story behind the baseline:

In 2018-2019 the total student population for five schools was 3,880, and the total enrolled in the School Based Health Centers (SBHCs) was 1,848 (48% of population). The number of students served was 773, 20% of the total population and 42% of enrollment. The average number of visits was 2.7 (2,058 visits for 773 served).

Year 2017-2018, student population and enrollment were 2,765 and 2,139 respectively (77% enrollment). 2016-2017 student population vs SBHC enrollment

were 4384 and 2495 (57%) enrollment of total school population.

Of the 773 students, utilizing the SBHC for medical visits in 2018-2019, 426 (55.1%) had public insurance, 35 (4.5%) had private insurance, and 312 (40.4%) had no insurance.

In 2017-2018, 879 students had at least one medical visit, 499 (57%) had public insurance, 43(5%) had private insurance; 337 (38%) had no insurance. In 2016-2017, 906 students had at least one medical visit, 555 (61%) had public insurance, 60 (7%) had private insurance, 291 (32%) had no insurance.

In 2018-2019, there were a high number of students without insurance and efforts were made to connect with parents for possible insurance eligibility. There was a large population of students noted as undocumented, along with students affected by Hurricane Maria enrolled in SBHC.

SBHC clinicians visited classrooms to inform students about both the mental health services and medical services offered at the SBHC.

Student Population, Enrollment, Number of Medical Visits and Number Served in Optimus Health Care Inc. 2018-2019				
Schools	Population	Enrolled	Medical Visits	Medical Served
Harding	1100	415	634	228
Dunbar	391	170	118	24
Marin	854	753	1087	405
JFK	928	235	66	41
Columbus	607	275	153	75
Total	3880	1848	2058	773

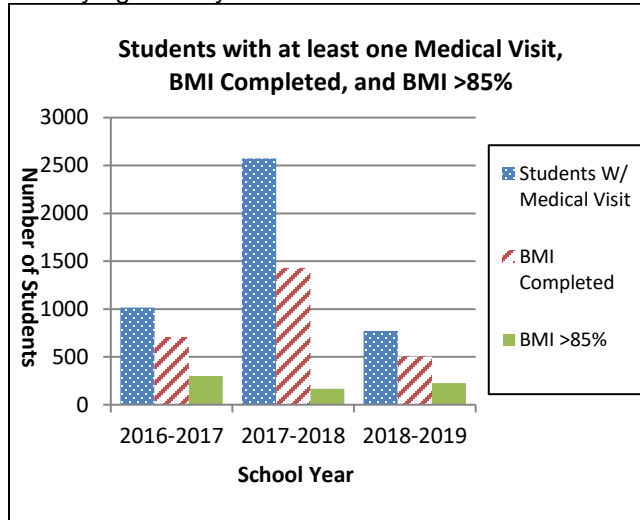
Trend: [◀▶]

Trend Going in Right Direction? ▲ Yes; ▼ No; ◀▶ Flat/ No Trend

Harding High, Marin, Columbus, JFK, Dunbar

How Well Did We Do?

Identifying Obesity in SBHC Users.



Story behind the baseline:

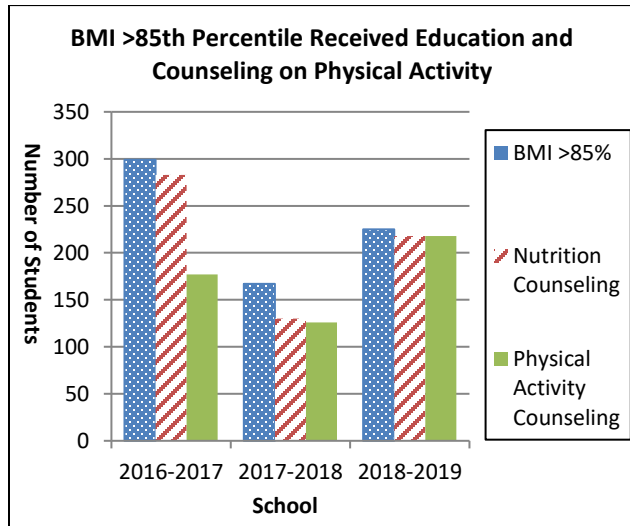
During the school year 2018-2019, 773 students had at least one medical visit, and 504 (61%) had a BMI completed during one of these medical visits. Of those, 225 (27%) had a BMI greater than the 85 percentile.

Staff worked to talk with students about how to best address their concerns with their weight in a delicate and helpful manner.

Trend: [▲]

Is Anyone Better Off?

BMI > 85th percentile and Counseling on Nutrition and Physical Activity



Story behind the baseline:

All students with a BMI >85% are offered counseling in both nutrition and physical activity. As the number of students with a BMI >85% fluctuated, the percentage of those students receiving counseling was provided as appropriate.

In the 2016-2017 school year, of the 299 students with a BMI >85%, 283 (95%) received nutrition counseling and 177 (59%) received physical activity counseling.

In the 2017-2018 school years, of the 167 students with a BMI >85%, 130 received nutrition counseling and 126 received physical activity counseling.

During the 2018-2019 school year, of the 225 students with a BMI >85%, 218 (97%) received nutrition counseling and 218 (97%) received physical activity counseling.

Counseling was provided during follow-up visits and discussion with students about making healthier food choices. Education handouts about healthy eating were provided to students.

Trend: [▲]

Notes:

- *Reflects funding provided to all of the SBHC for Medical, Mental Health, and Dental Services.
- ** Maternal and Child Block Grant

Proposed Actions to Turn the Curve:

How Much Did We Do:

- Survey students to assess their knowledge and appreciation of SBHC services and how these services assist them with their mental health and medical concerns while at school.

How Well Did We Do:

- Provide weight loss and counseling on nutrition and created physical activity during student’s lunch/break time.

Is Anyone Better Off:

- Student surveys will continue to be distributed for their feedback. Focus groups will be conducted with students to glean from them their perception of weight loss and what it means to them. In addition, query as to what staff can do to help students live a healthier lifestyle.

Data Development Agenda:

1. Will document in EHR outcome measures for BMI levels, nutrition and physical activities students participant in.
2. Will document on EHR actual weight loss of students
3. Will work to ensure EHR data can be extracted and sent to DPH. Review system to ensure data is being collected accurately