

## 2018-2019, Bridgeport – School Based Health Centers, Dental Services (grades K-12)

Harding High School, Marin, Dunbar, JFK, Columbus Elementary School

*Quality of Life Result:* All Connecticut children will grow up in a stable environment, safe, healthy and ready to succeed.

*Contribution to the Result:* School Based Health Centers provide healthcare for school age students, so that they are healthy and ready to learn.

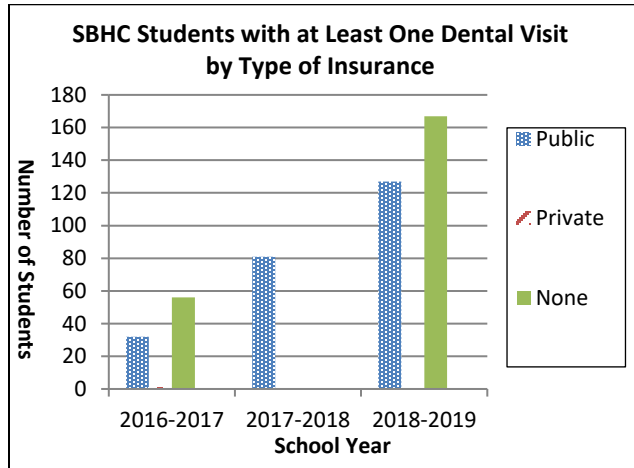
Program Expenditures	DPH SBHC Funding	Other State Funding	Federal Funding (MCHBG, ACA)	Total Other Funding (Other federal, Local, Private)	Reimbursement Generated	Total Site Funding
Actual SFY 19	\$539,470*	\$0	\$5,596*	\$0	\$161,247	\$706,313
Estimated SFY 20	\$539,470*	\$0	\$5,596*	\$0	\$161,247	\$706,313

*Sponsoring Agency:* Optimus Healthcare Inc.

*Partners:* Parents, Students, CASBHC, DPH, DSS, School Based Health Alliance, Bridgeport Board of Education, Bridgeport Health Department, Bridgeport BOE School Nurses, Southwest Area HEC Orbits program, Optimus Health Care Inc.

### How Much Did We Do?

Access and Utilization



### Story behind the baseline:

In 2018-2019, the total student population for all five schools was 3,880. The total enrolled in the School Based Health Centers (SBHC) was 1,848 (48% of population). The number of students served for dental services was 294 (8% of the total population and 16% of student enrollment). The average number of visits was 1.3 (379 visits for 294 served).

In 2017-2018 school year, student population was 3,735. Total enrolled in SBHC was 2,139 (57% of

population). The number of students served for dental services was 81. For 2016-2017 school year, student population was 4,384, and the number of students enrolled in SBHC was 2,495 (57% of school population). Number of students served 89 with 152 visits.

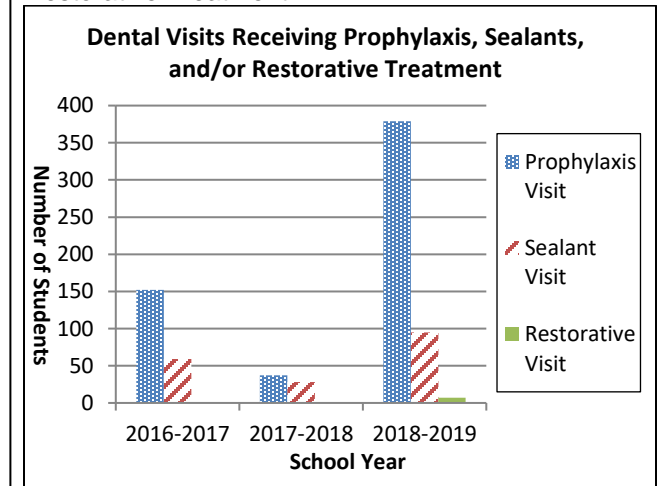
Of the 294 students utilizing the SBHC for Dental services in 2018-2019, 127 (43%) had public insurance, no students had private insurance, 167 (57%) had no insurance. For 2017-2018, of the 81(100%) users, all 81 were on public insurance. In 2016-2017, of the 89 students served, 32 (36%) were on public insurance; only one student had private insurance, and 56 (63%) had no insurance.

Students' Population, Enrollment, Dental Visits and Students Served at Optimus Health Care Inc. Schools 2018-2019				
Schools	Population	Enrolled	Visits	Served
Harding HS	1,100	415	12	12
Marin	854	753	277	204
Columbus	607	275	76	67
JFK	928	235	0	0
Dunbar	391	170	14	11
<b>Total</b>	<b>3,880</b>	<b>1,848</b>	<b>379</b>	<b>294</b>

Trend: [▲]

### How Well Did We Do?

Visits Receiving Prophylaxis, Sealants, and/or Restorative Treatment



### Story behind the baseline:

In 2018-2019, there were 379 visits for prophylaxis treatment, 95 visits for sealant treatment, and 7 visits for restorative treatment.

For 2017-2018 school term, there were 37 visits for prophylaxis treatment, 28 visits for sealant treatment, and 1 restorative treatment visit.

## 2018-2019, Bridgeport – School Based Health Centers, Dental Services (grades K-12)

Harding High School, Marin, Dunbar, JFK, Columbus Elementary School

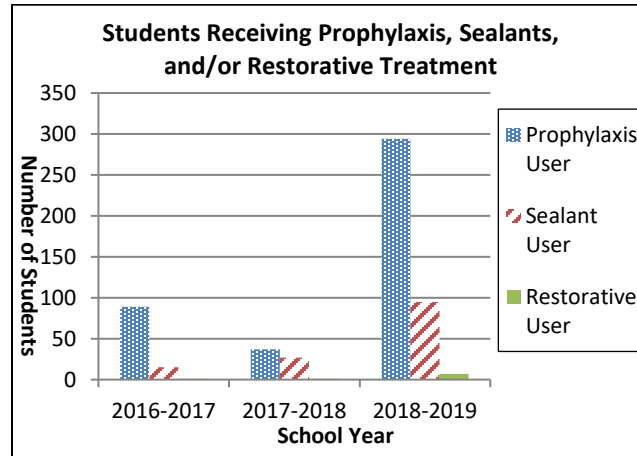
For 2016-2017, there were two schools with dental services provided. There were 152 prophylaxis visits, 59 visits for sealant treatment and one student received restorative treatment.

Dental Visits Receiving Prophylaxis, Sealants, and/or Restorative Treatment Optimus Health Care Inc. SBHC 2018-2019			
Schools	Prophylaxis Visits	Sealant Visits	Restorative Visits
Harding HS	12	3	0
Marin ES	277	63	3
Columbus	76	26	3
Dunbar	14	3	1
<b>Total</b>	<b>379</b>	<b>95</b>	<b>7</b>

Trend: [▲]

### Is Anyone Better Off?

Students Receiving Prophylaxis, Sealants, and/or Restorative Treatment



### Story behind the baseline:

In 2018-2019, there were 294 students, and all received prophylaxis treatment, 95 students received

sealant treatment, and 7 students received restorative treatment.

For 2017-2018, there were 37 students that received prophylaxis treatment, 27 students received sealant treatment, and 1 student received restorative treatment.

For school term 2016-2017, 89 students received prophylaxis treatment, 15 students received sealant treatment and 1 student received restorative treatment.

Students Receiving Prophylaxis, Sealants, and/or Restorative Treatment at Optimus Health Care Inc. SBHC 2018-2019			
Schools	Prophylaxis Users	Sealant Users	Restorative Users
Harding HS	12	3	0
Marin	204	63	3
Columbus	67	26	3
Dunbar	11	3	1
<b>Total</b>	<b>294</b>	<b>95</b>	<b>7</b>

Trend: [▲]

### Notes:

\* Reflects funding provided to all of the SBHC for Medical, Mental Health, and Dental Services.

\*\* Maternal and Child Block Grant

### Proposed Actions to Turn the Curve

### How Much Did We Do:

- Survey students to assess their knowledge and appreciation of SBHC services and how these services assist them with their dental health concerns while at school.

### How Well Did We Do:

- Provide dental health awareness in classroom presentations to encourage students to use the dental program. Schools without dental room, provide dental services via the mobile dental van.

### Is Anyone Better Off:

- Student surveys will be distributed for their feedback. Focus groups will be conducted with students to glean from them their perception of good oral hygiene and their overall health.

### Data Development Agenda:

Will document in EHR outcome measures for dental education and services provided.