

2018-2019, Branford School Based Health Centers, Medical Services (grades Prek-12)

Mary T. Murphy, Walsh Intermediate, Branford High School

Quality of Life Result: All Connecticut children will grow up in a stable environment, safe, healthy and ready to succeed.

Contribution to the Result: School Based Health Centers provide healthcare for school age students, so that they are healthy and ready to learn.

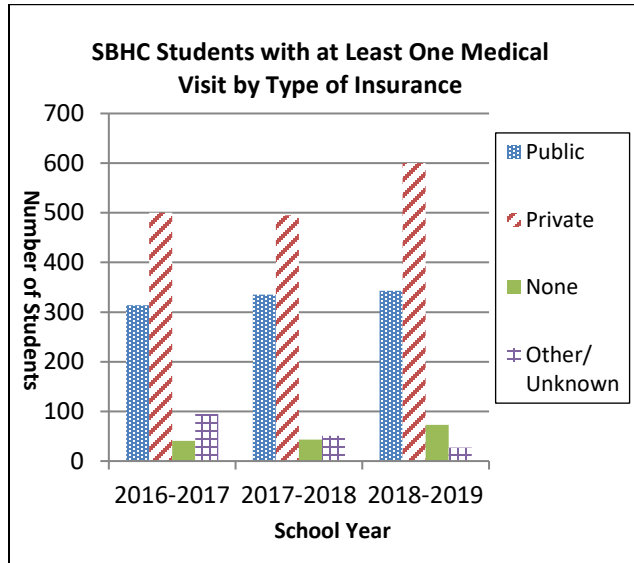
Program Expenditures	DPH SBHC Funding	Other State Funding	Federal Funding (MCHBG, ACA)	Total Other Funding (Other federal, Local, Private)	Reimbursement Generated	Total Site Funding
Actual SFY 19	\$305,591*	\$0	\$0	\$2,500	\$680,425	\$988,516
Estimated SFY 20	\$305,591*	\$0	\$0	\$0	\$690,000	\$995,591

Sponsoring Agency: Branford Board of Education

Partners: Parents, Students, CASBHC, DPH, Yale New Have Health, Yale Child Study Center, School Based Health Alliance, Board of Education, Branford Counseling Center, East Shore Health Department, Community Dining room, End Hunger, Chart wells, Soundview YMCA, Branford Parks and Recreation, Opioid Prevention and Education Network.

How Much Did We Do?

Access and Utilization



Story behind the baseline:

In 2018-2019 the total student population for all 3 high schools was 2,128, and the total enrolled in the School Based Health Centers (SBHCs) was 2,013 (94.6% of population). The number of students served was 1,043 or 49% of the total population and 52% of enrollment. The average number of visits was 3 (3,174 visits for 1,043 served).

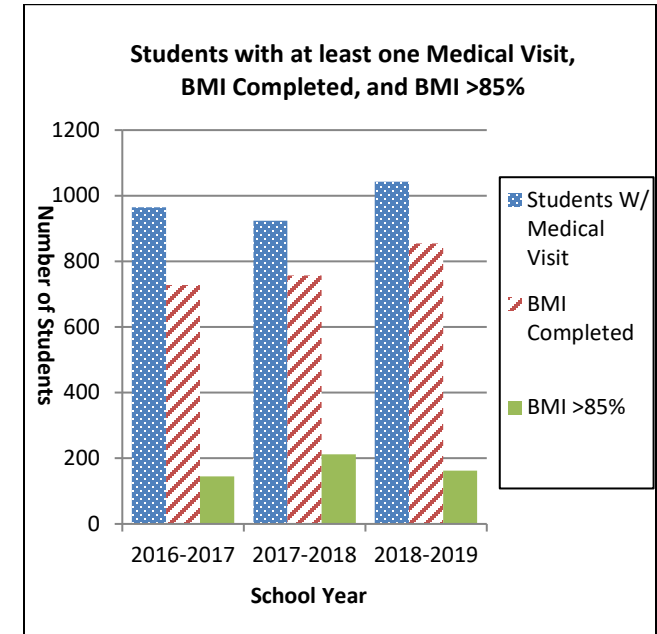
Of the 1,043 students utilizing the SBHC for medical visits in 2018-2019, 343 (33%) had public insurance, 600 (57.5%) had private insurance, 73 (7%) had no insurance, and 27 (2.5%) had other/unknown insurance status. In 2018-2019, there were considerable efforts made to acquire public insurance for students who qualified who previously had a status of none or unknown. However, there was a significant influx this year of undocumented students or students coming from other countries who either did not qualify for insurance or who took significant time to complete the required documentation for insurance resulting in no insurance at the time of the data pull. Since 2018, we had a 2.4% increase in students with public insurance and 21% increase in privately insured students. The number of unduplicated students served has increased from year to year as well, increasing by 120 students or 13%.

Student Population, Enrollment, Number of Medical Visits and Number Served in Branford's 3 schools 2018-2019				
Schools	Population	Enrolled	Medical Visits	Medical Served
Murphy	384	377	960	222
Walsh	896	843	1,211	452
Branford HS	848	793	1,003	369
Total	2,128	2,013	3,174	1,043

Trend: [▲]

How Well Did We Do?

Identifying Obesity in SBHC Users.



Story behind the baseline:

During the school year 2018-2019, 1,043 students had at least one medical visit and 855 (82%) had a BMI completed during one of these medical visits. Of those, 162 (19%) had a BMI greater than the 85 percentile.

Trend Going in Right Direction? ▲ Yes; ▼ No; ◀▶ Flat/ No Trend

2018-2019, Branford School Based Health Centers, Medical Services (grades Prek-12)

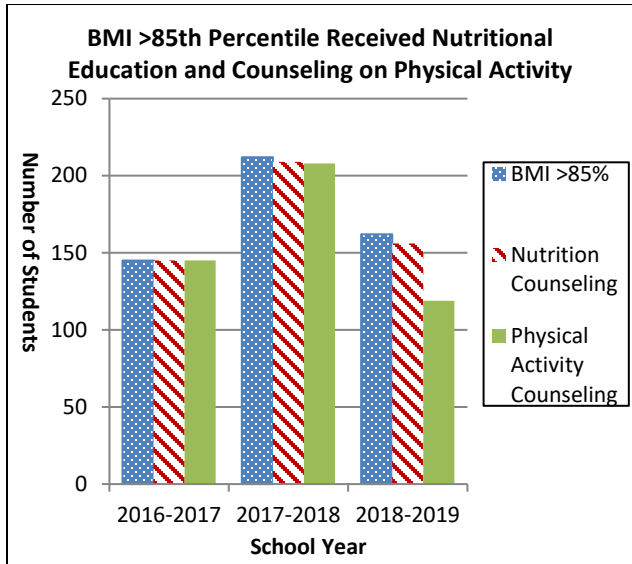
Mary T. Murphy, Walsh Intermediate, Branford High School

There was a significant increase in the number of students getting a BMI calculated from 2016-2017 (728 of 965 students with medical visits or 75%) to 2018-2019 (855 of 1043 or 82%) for the school year.

Trend: [▲]

Is Anyone Better Off?

BMI > 85th percentile and Counseling on Nutrition and Physical Activity



Story behind the baseline:

All students with a BMI >85% are offered counseling in both nutrition and physical activity. As the number of students with a BMI >85% increased, the percentage of those students receiving counseling increased as well. In the 2016-2017 school year, of the 145 students with a BMI >85%, 145 (100%) received nutrition counseling and 145 (100%) received physical activity counseling. During the 2018-2019 school year, of the 162 students with a BMI >85%, 156 (96%) received nutrition counseling and 119 (73%) received physical activity counseling.

Counseling was provided during follow-up visits and discussion with students about keeping a food diary was provided. Education handouts about healthy eating were provided to all students. The reduction in the number of students receiving physical activity counseling coincided with a reduction in the number of students participating in the Y Be Fit Program. There was a 24% decrease in the number of students with a BMI greater than the 85th percentile this school year from the previous year. There was a 3% increase in the percentage of students participating in nutrition counseling through either the Y Be Fit Program or the 5-2-1-0 through the APRN's this school year.

Trend: [▲]

Notes:

* Reflects funding provided to all of the SBHC for Medical and Mental Health Services.

Proposed Actions to Turn the Curve:

How Much Did We Do:

- SBHC staff will attend school functions, including parent nights, conferences, and back to school nights to promote the SBHC.
- Increase access to enrollment forms by posting them on the district and individual websites.

How Well Did We Do:

- SBHC will conduct a BMI at every medical visit when possible and medically appropriate.

Is Anyone Better Off:

- Murphy and Walsh will continue to partner with the YMCA for the Y Be Fit program and conduct pre and posttests.
- Any student with a BMI greater than the 85th percentile will be offered physical activity and nutrition counseling.

Data Development Agenda:

1. Re-train/train each administrative associate in the ACCESS system.
2. Re-work the encounter forms to allow for BMI, nutrition and physical activity counseling documentation
3. Work to ensure EHR data can be extracted and sent to DPH.