

2015-2016, Windham Public Schools – School Based Health Centers, Medical Services (grades PreK-12)

C. H. Barrows STEM Academy, Windham Middle School, Windham High School

Quality of Life Result: All Connecticut children will grow up in a stable environment, safe, healthy and ready to succeed.

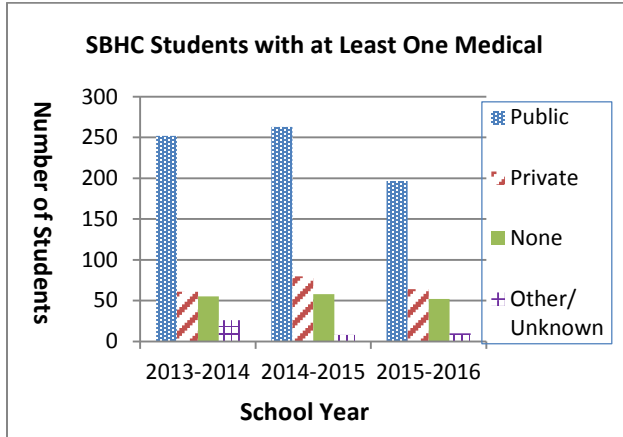
Contribution to the Result: School Based Health Centers provide healthcare for school age students, so that they are healthy and ready to learn.

Program Expenditures	DPH SBHC Funding	Other State Funding	Federal Funding (MCHBG, ACA)	Total Other Funding (Other federal, Local, Private)	Reimbursement Generated	Total Site Funding
Actual SFY 16	\$456,618*	\$0	\$0	\$0	\$6,015*	\$462,633*
Estimated SFY 17	\$429,722*	\$0	\$0	\$0	\$6,000*	\$435,722*

Partners: Parents, Students, CASBHC, DPH, Windham Hospital, Windham Board of Education, Planned Parenthood, Generations, Natchaug Hospital and other Community Mental Health Agencies, School Administrators and Faculty

How Much Did We Do?

Access and Utilization



Story behind the baseline:

In 2015-2016 the total population of students for the 3 SBHC sites was 1,568. Of those 1,147 (73%) were enrolled. The SBHCs saw 323 (28% of enrolled) students for 587 medical visits (1.8 visits per student). Windham High had the highest percentage of enrolled students (87%) and SBHC medical usage (37%), Barrows Academy had 64% enrollment and 24% usage and Windham Middle had 67% enrollment and 20% usage. From 2013 through 2016 the most pressing issue has been retaining medical staff. Because of that, medical visits have seen a decline over the three years. Ongoing efforts with our sub-contractor, Windham Hospital, continues to correct this dilemma as there is a clear need for access to medical care by this population.

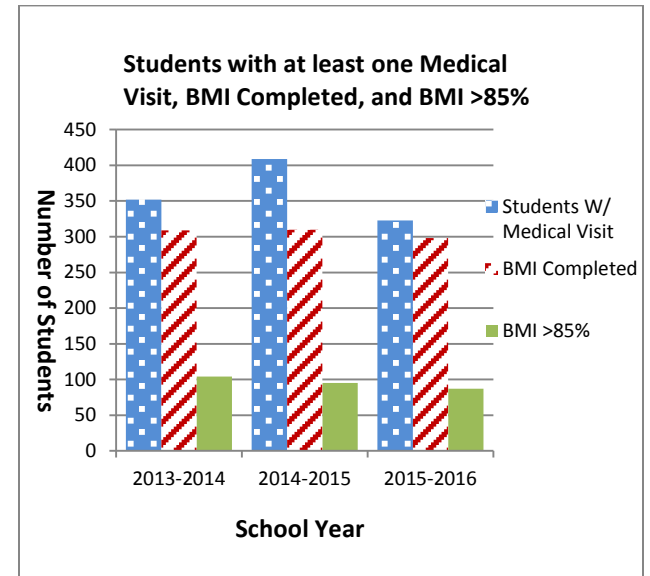
The insurance by type has remained relatively steady. Although there has been a decline in the number of students seen since 2013, the percentage of public to privately insured students remains relatively unchanged. The majority of students are enrolled in public insurance and those with private insurance attend Barrows Academy, a magnet school where 60% of students are from Windham and 40% are from surrounding towns which are less racially and economically diverse. The 2013-2014 numbers do not include Barrows Academy as it was in its first year of operation and data was not required for the RBA's. All students for that year were from Windham. Of the 323 students seen for medical visits during the 2015-2016 year, 197 (61%) had public insurance, 64 (20%) had private insurance, 52 (16%) had no insurance, and 10 (3%) had other/unknown insurance.

Schools	Population	Enrolled	Medical Visits	Medical Unduplicated Users
Windham High	561	489	386	180
Windham Middle	579	385	108	78
Barrows	428	273	93	65
Total	1,568	1,147	587	323

Trend: [▼]

How Well Did We Do?

Identifying Obesity in SBHC Users.



Story behind the baseline:

Even with medical visits reduced due to decreased medical staff, 298 (92%) of the 323 students with a medical visit in 2015-2016 had a BMI calculated. Of those students with a BMI calculated, 87 (29%) had a BMI of >85%. This is just a slight decrease from the two former years with 34% and 31% respectively. The number of students who had a

Trend Going in Right Direction? ▲ Yes; ▼ No; ◀▶ Flat/ No Trend

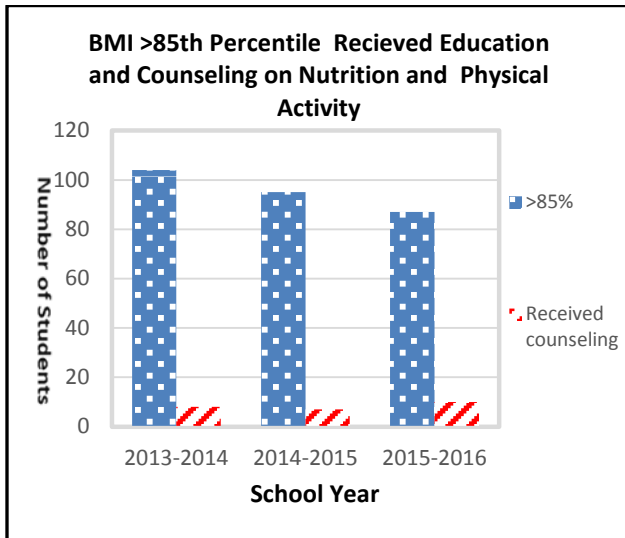
2015-2016, Windham Public Schools – School Based Health Centers, Medical Services (grades PreK-12)

C. H. Barrows STEM Academy, Windham Middle School, Windham High School

BMI done with their annual physical examination visit went from 88% in 2013-2014 to 100% in 2015-2016. If a student had a BMI >85% the APRN discussed the health issues that can arise due to a high BMI and what steps could be taken to improve health through either nutrition and/or physical activity. The APRN followed up with the student or had regular meetings depending on the willingness of the student to participate.

Trend: [◀▶]

Is Anyone Better Off?



Story behind the baseline:

In 2013-14 and 2014-15 only 7%, 8 of 104 students and 7 of 95 students respectively who were seen by the APRN and had a BMI >85% were given education on nutrition and physical activity to assist them in decreasing their BMI numbers. An effort was made in 2015-16 to increase that percentage.

For the 87 students who were seen, 10 (11%) were given counseling on nutrition and physical activity possibilities to decrease BMI. Three of the students (30%) were seen weekly by the APRN for a weigh-in and to discuss their eating and exercise habits for that week.

Trend: [▲]

Notes:

* Reflects funding provided to all of the SBHC for Medical and Mental Health Services
 **Reflects revenue received by Windham Hospital and not the Windham SBHC's per agreement for payment by the hospital for PTO days of the staff.

Proposed Actions to Turn the Curve:

How Much Did We Do:

- SBHC staff will focus on consistency of services to students.
- The APRN will attend Open House and school functions where parents may attend.

How Well Did We Do:

- The APRN will make every effort to calculate a BMI on students during medical visits as well as the standard practice during physical examinations.
- Nutrition counseling and physical activity counseling will be offered to students with a BMI >85%.

Is Anyone Better Off:

- Percentages of students with a BMI >85% who received counseling for nutrition and exercise activity has increased this reporting year.
- Students receiving a BMI with medical visits other than a physical has increased from the 2014-15 reporting year.

Data Development Agenda:

1. The behavioral health staff will be moved to EPIC, the new EHR that the medical and secretarial staff is using.
2. Develop methods of data collection on EPIC and eliminate the use of ACCESS.
3. Work to ensure EHR data can be extracted and sent to DPH.