

2015-2016, Waterbury – School Based Health Centers, Dental Services (grades K-12)

Driggs Elementary School, Crosby High School, and Wallace Middle School

Quality of Life Result: All Connecticut children will grow up in a stable environment, safe, healthy and ready to succeed.

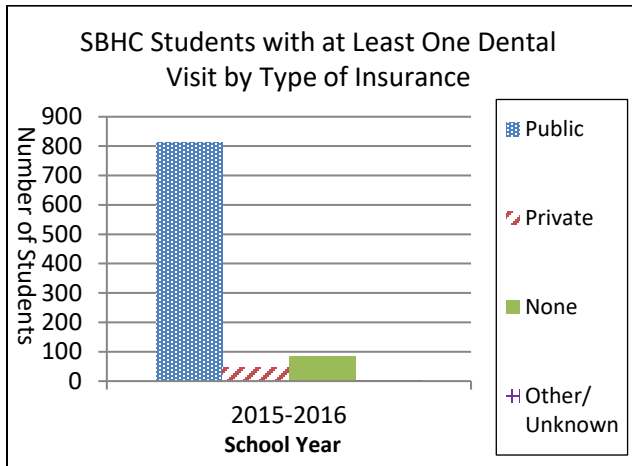
Contribution to the Result: School Based Health Centers provide healthcare for school age students, so that they are healthy and ready to learn.

Program Expenditures	DPH SBHC Funding	Other State Funding	Federal Funding (MCHBG, ACA)	Total Other Funding (Other federal, Local, Private)	Reimbursement Generated	Total Site Funding
Actual SFY 16	\$272,484*	\$0	\$0	\$0	\$444,543	\$717,027*
Estimated SFY 17	\$256,435*	\$44,000**	\$0	\$0	\$444,550	\$744,985*

Partners: Parents, Students, CASBHC, DPH, DSS, The Utopia Chapter of the AAP, School Based Health Alliance, Board of Education, Local Health Department, School Nurses, School Administrators and Faculty, Planned Parenthood, Happy Hospital

How Much Did We Do?

Access and Utilization



Story behind the baseline:

In 2015-2016 the total student population for Driggs Elementary & Crosby/Wallace was 2,935. The total enrolled in the School Based Health Centers (SBHC) was 2,107. Driggs has a high student turnover rate, which accounts for the number enrolled being higher than the school census. It is therefore difficult to determine the percentage of enrollment, but we estimate it is close to 100%, which exceeded our goal of 70% student enrollment.

The number of students receiving dental services was 944 (45% of enrolled), with an average number of 2 dental visits. Of students with at least one dental visit, 811

(85.9%) had public insurance, 46 (4.9%) had private insurance, 85 (9.0%) had no insurance, and 2 (0.2%) had other/unknown insurance status.

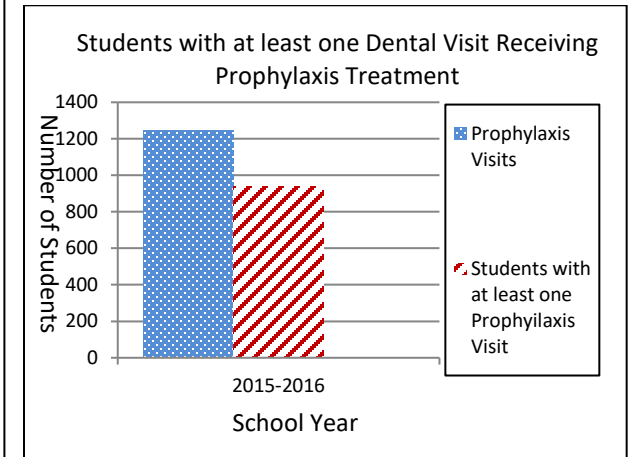
Dental Services provided to all students enrolled are prophylaxis, sealants and restorative treatments. The dentist identifies patients needing to be referred to orthodontist, for root canals and for extractions.

Student Population, Enrollment, Number of Dental Visits and Number Served in 2015-2016				
Schools	Population	Enrolled	Dental Visits	Dental Served
Driggs ES	538	617	555	335
Crosby/Wallace	2,397	1,490	1385	609
Total	2,935	2,107	1940	944

Trend: [▲]

How Well Did We Do?

Students Receiving Prophylaxis Treatment



Story behind the baseline:

The number of students who received at least one prophylaxis treatment in the 2015-2016 school year was 937. This was 99.3% of the number of students with a dental visit. The number of prophylaxis visits totaled 1248 out of 1940 total dental visits (64.3%). There were approximately 1.33 prophylaxis visits per student.

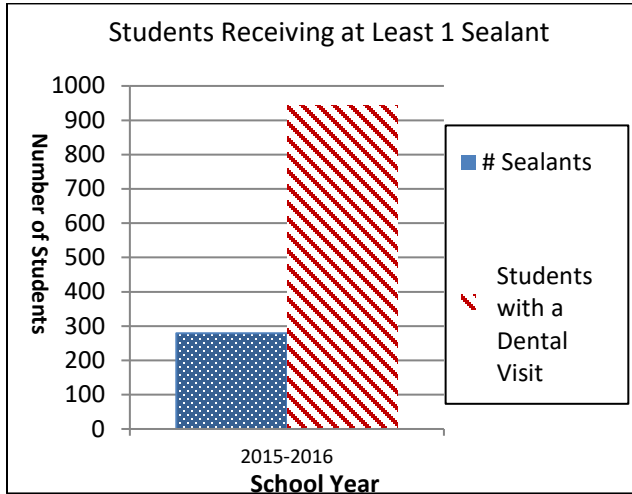
Trend: [▲]

2015-2016, Waterbury – School Based Health Centers, Dental Services (grades K-12)

Driggs Elementary School, Crosby High School, and Wallace Middle School

Is Anyone Better Off?

Students Receiving Dental Sealants



Story behind the baseline:

The number of students who received at least one sealant treatment totaled 279 out of the 944 students with at least one dental visit (29.6%).

Trend: [▲]

Notes:

* Reflects funding provided to all of the SBHC for Medical, Mental Health and Dental Services.

**Funding through OPM for facility renovations at Driggs SBHC

Proposed Actions to Turn the Curve:

How Much Did We Do:

- Provide brochure along with enrollment form, to further explain SBHC programs and benefits to parents in order to increase use of center services.
- Provide outreach activities with parents, students and school staff, including new student kindergarten & 6th grade orientation.
- Implement use of automatic message system, which interfaces with EHR, to remind parents of scheduled appointments.
- At Crosby/Wallace, provide training at a staff development meeting to increase school staff's knowledge of what services are available at the SBHC.
- At Crosby Wallace, identify key staff members to meet with to increase number of students who attend scheduled appointments.

How Well Did We Do:

- APRN's will be referring patients to Dental during all physicals.

Is Anyone Better Off:

- After the hygienist completes a prophylaxis visit she will educate students about sealants.

Data Development Agenda:

1. Refine methods of documenting in the Greenway Intergy EHR, with the assistance of the Clinical Informatics Specialist, in order to obtain the most accurate data possible.
2. All returning clinicians will meet with the SBHC Manager re: data collection and discuss during quarterly staff meetings.
3. Data will continue to be shared by the schools in order to make data-driven decisions regarding service need and outcomes.

4. Work to ensure EHR data can be extracted and sent to DPH.

Trend Going in Right Direction? ▲ Yes; ▼ No; ◀▶ Flat/ No Trend