

2015-2016, Stratford - School Based Health Center, Medical Services (grades 7-8)

Wooster Middle School

Quality of Life Result: All Connecticut children will grow up in a stable environment, safe, healthy and ready to succeed.

Contribution to the Result: School Based Health Centers provide healthcare for school age students, so that they are healthy and ready to learn.

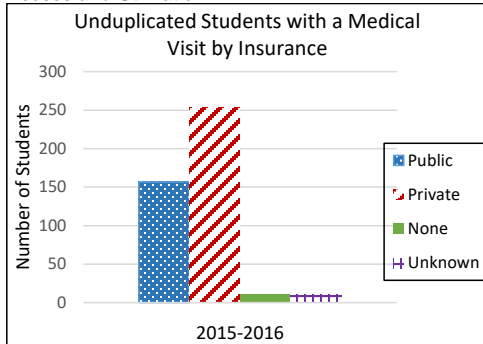
Program Expenditures	DPH SBHC Funding	Other State Funding	Federal Funding (MCHBG, ACA)	Total Other Funding (Other federal, Local, Private)	Reimbursement Generated	Total Site Funding
Actual SFY 16	\$156,072*	\$0	\$0	\$0	\$35,374	\$191,446
Estimated SFY 17	\$146,879*	\$0	\$0	\$0	\$45,000	\$191,879

Sponsoring Agency: Stratford Health Department, Town of Stratford

Partners: Parents, Students, CASBHC, DPH, DSS, PTO, Stratford Community Services, School Based Health Alliance, Board of Education, Local Health Department, School Nurses, School Administrators and Faculty, Optimus Health Care, Child Guidance Clinic, South End Community Center

How Much Did We Do?

Access and Utilization



Story behind the baseline:

In 2015-2016 the total student population for Wooster middle school was 559, and the total enrolled in the School Based Health Center (SBHC) was 433 (78% of population). The number of unduplicated users was 274 or 63% of SBHC enrollees. The average number of visits was 4.2 (1,150 visits for 274 served). There was a slight increase of 6.6% in the number of students served from 2014-2015 (1,078) to 2014-2015 (1,150). In 2015-2016, 157 (36%) were publicly insured, 254 (57%) privately insured, 11 (2.5%) with no insurance, and 11 (2.5%) unknown. Among

medical visits, the majority of visits (545) were from students with public insurance, 524 with private insurance, 39 visits with no insurance and 42 unknown. In 2014-2015, 539 visits were made by students with public insurance, 525 with private insurance, and 5 with no insurance. If a student does not have insurance parents/guardians are provided information about how to enroll in Husky. Uninsured students are seen at clinic free of cost.

SBHC staff presented information about SBHC services to families at the 6th grade orientation, Movin' on Up, and Open House. The SBHC clinician made presentations to all students in middle school while visiting every health class to inform students about both the Mental Health services and medical services that are offered at the SBHC. All school staff received information about SBHC services.

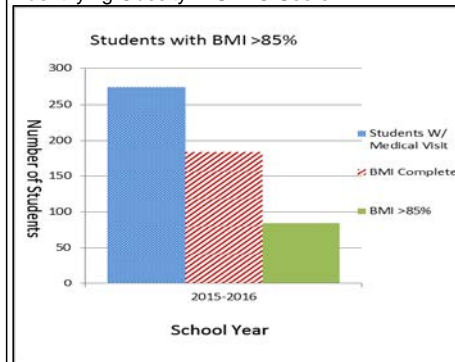
Trend: [◀▶]

Student Population, Enrollment, Number of Medical Visits and Number Served at Wooster Middle School 2015-2016				
School	Population	Enrollment	Medical Visits	Medical Served
Wooster Middle School	559	433	1150	274

Trend Going in Right Direction? ▲ Yes; ▼ No; ◀▶ Flat/ No Trend

How Well Did We Do?

Identifying Obesity in SBHC Users.



Story behind the baseline:

Starting in 2014-2015 all students having a medical visit were required to get a BMI calculated. In 2015-2016, 183 students had a calculated BMI, representing 67% of clinic users. Eight-five students had a BMI greater than the 85th percentile (46% of students with recorded BMI). Data was not reported for the 2014-2015 school year.

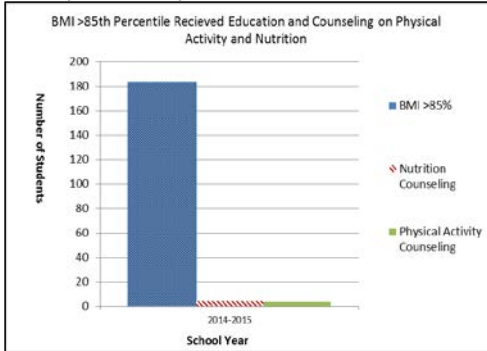
Trend: [◀▶]

2015-2016, Stratford - School Based Health Center, Medical Services (grades 7-8)

Wooster Middle School

Is Anyone Better Off?

BMI > 85th percentile and Counseling on Nutrition and Physical Activity



Story behind the baseline:

Eighty-five students had a BMI greater than the 85th percentile. Of those, only 4 students (5%) were provided with in depth counseling in both nutrition and physical activity. All students are offered the opportunity to discuss nutrition and exercise, but the Nurse Practitioner does not force students to accept. The subject of weight control is very sensitive among this age group. In addition to individual counseling, nutrition literature and displays are present at the SBHC. This data point was not recorded for the 2014-2015 school year.

Trend: [◀▶]

Notes:

* Reflects funding provided to all of the SBHC for Medical and Mental Health

Proposed Actions to Turn the Curve:

How Much Did We Do:

- Attend all school events and visit all classrooms to promote SBHC services.
- Work with staff to foster relationships and a successful referral system.

How Well Did We Do:

- Students BMI is calculated at their initial visit and then once monthly if they come in for a visit due to illness. If a student is seen more than monthly we do not calculate it at each visit as weight will not change dramatically in less than a month. This procedure was new this year and the Nurse Practitioner will increase the number of BMI on students in the next school year.

Is Anyone Better Off:

- Discuss with staff potentially completing a questionnaire to give to students to gauge interest in receiving more information on nutrition and physical activity.

—Data Development Agenda:

1. Continue to work with DPH to set up reports in the ACCESS database so that we can report on measures and data that are asked for in end of year report and RBA report card (BMI reports, asthma reports, utilization, etc.)

Trend Going in Right Direction? ▲ Yes; ▼ No; ◀▶ Flat/ No Trend

Formatted: Font: Not Bold
Formatted: List Paragraph, Indent: Left: 0", Bulleted + Level: 1 + Aligned at: 0.5" + Indent at: 0.75"

Formatted: Font: (Default) Arial, 10 pt
Formatted: List Paragraph, Indent: Left: 0", Bulleted + Level: 1 + Aligned at: 0.5" + Indent at: 0.75"