

2015-2016, Stonington - School Based Health Center, Mental Health Services (grades 5-8)

Pawcatuck Middle School

Quality of Life Result: All Connecticut children will grow up in a stable environment, safe, healthy and ready to succeed.

Contribution to the Result: School Based Health Centers provide healthcare access for school aged students, so that they are healthy and ready to learn.

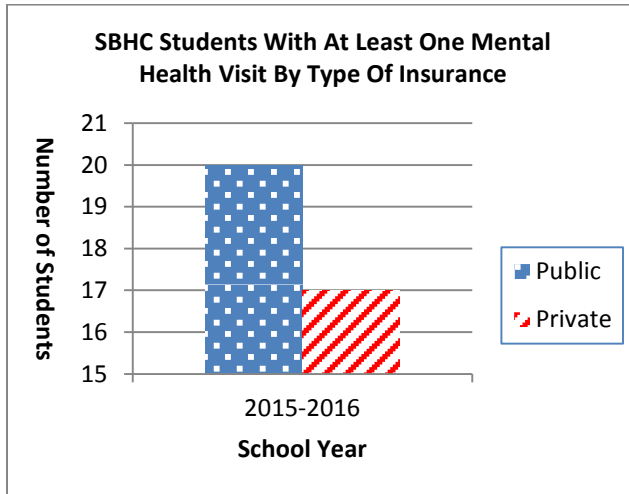
| Program Expenditures | DPH SBHC Funding | Other State Funding | Federal Funding (MCHBG, ACA) | Total Other Funding (Other federal, Local, Private) | Reimbursement Generated | Total Site Funding |
|----------------------|------------------|---------------------|------------------------------|---|-------------------------|--------------------|
| Actual SFY 16 | \$153,826* | 0 | \$1,282** | \$468*** | \$40,068* | \$195,644* |
| Estimated SFY 17 | \$162,920* | 0 | \$1,432** | \$1,769*** | \$39,593* | \$205,714* |

Sponsoring Agency: Child and Family Agency of Southeastern CT., Inc.

Partners: CASBHC, DPH, DSS, DMHAS, DCF, School Based Health Alliance, School Administrators and Faculty, Behavioral Health Partnership (BHP), Child and Family Agency's Child Guidance Clinics and Home-based programs, Emergency Mobile Psychiatric Services

How Much Did We Do?

Access and Utilization



Story behind the baseline:

In 2015-2016 the total school population was 271, with 188 (69%) enrolled in the SBHC. Of those, 37 (20% of those enrolled and 14% of the school population) had at least one mental health visit. The average number of visits per student was 12.8 (37 of 475).

Of those served, 20 (54%) were publically insured and 17 (46%) were privately insured. Eligible families who do not have HUSKY are directed to the website to complete the application. If they have difficulty accessing or navigating the website, they are referred to Access to Care workers at the local community health centers for assistance.

SBHC staff conducted orientation sessions for students and parents to inform them of the medical and mental health services offered at the SBHC.

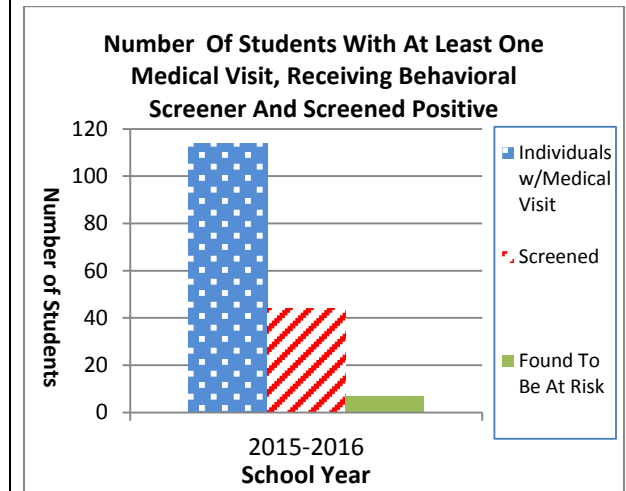
This is the first year that those having a mental health visit by insurance type is being reported.

| Student Population, Enrollment, Number of Mental Health Visits And Number Served at Pawcatuck Middle School 2015-2016 | | | | |
|---|------------|----------|-----------|-----------|
| School | Population | Enrolled | MH Visits | MH Served |
| Pawcatuck | 271 | 188 | 475 | 37 |

Trend: [◀▶]

How Well Did We Do?

Screen All Students for Mental/Behavioral Health Issues that Received a Medical Visit.



Story behind the baseline:

In 2015-2016, SBHC medical providers began to conduct mental health screening at medical visits using an evidence-based screener.

Of the 114 students with medical visits, 44 (39%) had had a mental health screening. Of those 7 (16%)

2015-2016, Stonington - School Based Health Center, Mental Health Services (grades 5-8)

Pawcatuck Middle School

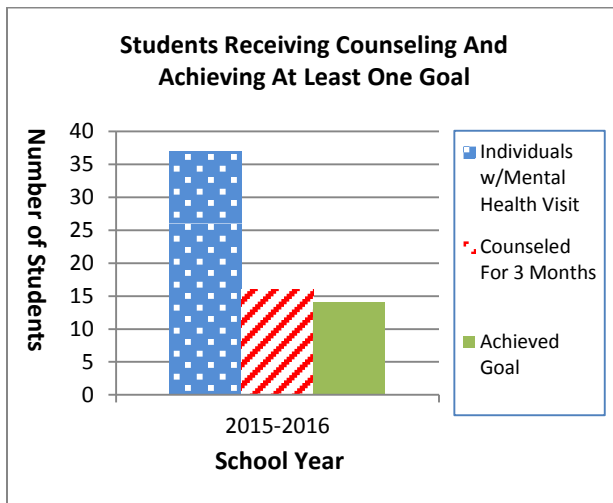
were found to be at risk and were referred to the SBHC mental health clinician.

Since 2015-2016 was the first year that information was provided using goal achievement as a measure, this data is considered baseline.

Trend: [◀▶]

Is Anyone Better Off?

Students Receiving Counseling Meeting their Goals



Story behind the baseline:

Of the 37 students served, 16 (43%) received 3 or more months of counseling. Of those, 14 (88%) achieved at least one treatment goal.

Two (12%) students did not achieve at least one treatment goal. They either required a higher level of care and were referred to a Partial Hospitalization Program or an Intensive Home-Based Program, did not follow through with counseling, either by their

choice or by the choice of their parent/guardian, or moved.

Since 2015-2016 was the first year that information was provided using goal achievement as a measure, this data is considered baseline.

Trend: [◀▶]

Notes:

* Reflects funding provided to all of the SBHC for Medical, and Mental Health Services.

** Maternal and Child Block Grant Funds

*** United Way

Proposed Actions to Turn the Curve:

How Much Did We Do:

- Survey the staff to assess their knowledge of the medical and mental health services available at the SBHC.
- Conduct a review of referral criteria with school staff and administration.

How Well Did We Do:

- Establish protocols for conducting mental health screenings at medical visits

Is Anyone Better Off:

- Educate SBHC mental health clinicians regarding the new benchmark for determining treatment outcomes (using treatment goals vs. a specific tool with pre and post- tests).

Data Development Agenda:

1. Document in eClinicalWorks goals that students are trying to reach and progress.

2. Work with eClinicalWorks to ensure all data can be easily be reported and exported to DPH.