

2015-2016, Pawcatuck Middle- School Based Health Center, Medical Services (Grades 5-8)

Pawcatuck Middle School, Pawcatuck, CT

Quality of Life Result: All Connecticut children will grow up in a stable environment, safe, healthy and ready to succeed.

Contribution to the Result: School Based Health Centers provide healthcare for school age students, so that they are healthy and ready to learn.

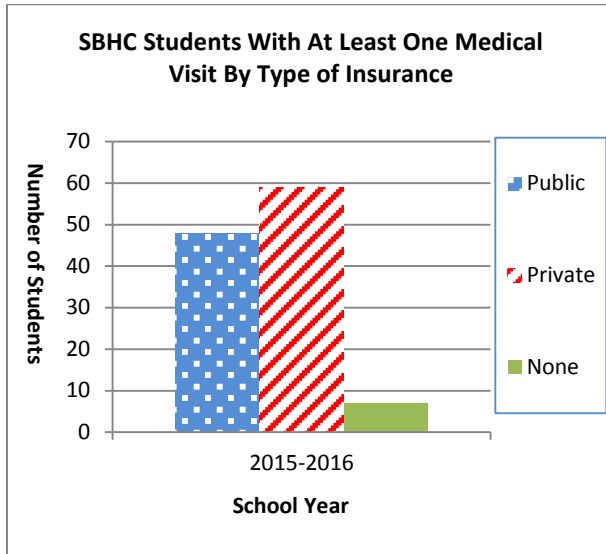
Program Expenditures	DPH SBHC Funding	Other State Funding	Federal Funding (MCHBG, ACA)	Total Other Funding (Other federal, Local, Private)	Reimbursement Generated	Total Site Funding
Actual SFY 16	\$153,826*	0	\$1,282**	\$468***	\$40,068*	\$195,644*
Estimated SFY 17	\$162,920*	0	\$1,432**	\$1,769***	\$39,593*	\$205,715*

Sponsoring Agency: Child & Family Agency of Southeastern CT., Inc.

Partners: Parents, Students, CASBHC, DPH, DSS, CT Chapter of the AAP, School Based Health Alliance, Board of Education, Local Health Department, School Nurses, School Administrators and Faculty, Lawrence and Memorial Hospital

How Much Did We Do?

Access and Utilization



Of the 114 students that had medical visits, 48 (42%) were publically insured, 59 (52%) were privately insured and 7(6%) had no insurance.

All students enrolled in the SBHC receive care regardless of insurance status. Students/families identified as eligible for public insurance coverage are directed to one of community-based Access to Care programs.

The SBHC nurse practitioners made presentations at faculty meetings and met with parents at Back to School Nights to inform them of the mental health and medical services that are offered at the SBHC

Student Population, Enrollment, Number of Medical Visits And Number Served at Pawcatuck Middle School 2015-2016				
School	Population	Enrolled	Medical Visits	Medical Served
Pawcatuck	271	188	347	114

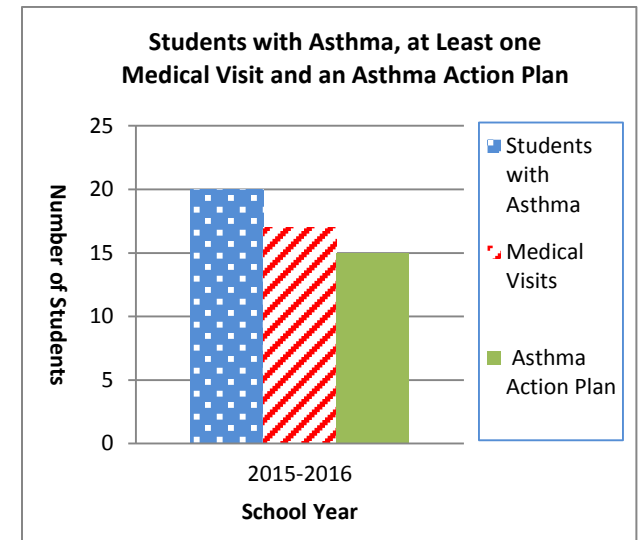
Trend: [◀▶]

Story behind the baseline:

In 2015-2016, the student population was 271 and the total enrolled in the SBHC was 188 (69% of the population). The number of students served was 114 (61% of those enrolled and 42% of the school population.) The average number of visits per student was 3.3 (347 visits for 114 students).

How Well Did We Do?

Reduce the severity and frequency of asthma symptoms among students who utilize the SBHC.



Story behind the baseline:

In 2015-2016, 20 (18%) students that utilized the SBHC had an asthma diagnosis. Of those, 17 (85%) had at least one medical visit. Of those, 15 (88%) had an Asthma Action Plan.

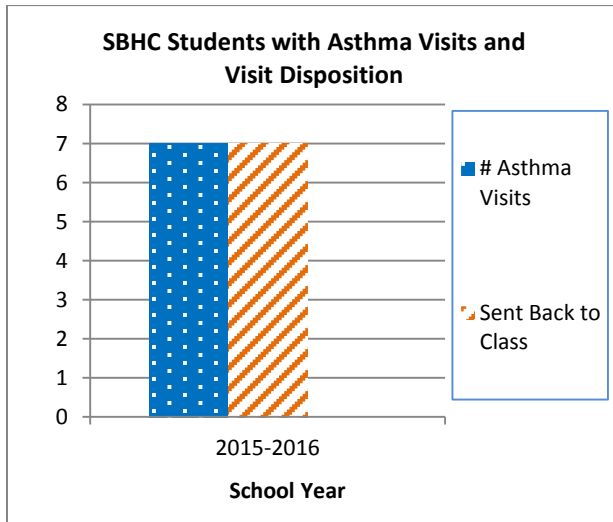
Trend: [◀▶]

2015-2016, Pawcatuck Middle- School Based Health Center, Medical Services (Grades 5-8)

Pawcatuck Middle School, Pawcatuck, CT

Is Anyone Better Off?

Reduction of visits to an Emergency Department for asthma exacerbations.



Story behind the baseline:

In 2015-2016, the SBHC began tracking the disposition of the asthma visits that students made to the SBHC.

A total of 7 asthma visits were made to the SBHC in 2015-2016. Of those, all 7 (100%) visits resulted in the student being sent back to class and 0 (0%) were sent home. None of the visits resulted in a trip to the Emergency Room.

Notes:

* Reflects funding provided to all of the SBHC for Medical, and Mental Health Services.

** Maternal and Child Block Grant Funds

*** United Way

Proposed Actions to Turn the Curve:

How Much Did We Do:

- Information and registration forms in English and Spanish will be provided to Welcome Center/registrar at the school for all incoming students. Information and forms will be on Agency and school websites.

How Well Did We Do:

- SBHC APRNs will identify any new SBHC users with asthma to determine if they have an Asthma Action Plan in place and, if one is needed, will ensure that one is developed and implemented.

Is Anyone Better Off:

- SBHC students will track the disposition of asthma visits of new enrollees with an asthma diagnosis, making asthma visits to the SBHCs.

Data Development Agenda:

- Align eClinicalWorks generated reports to meet DPH requirements
- Streamline the process of exporting our data from eClinicalWorks to DPH
- Further refine data collection capability of eClinicalWorks for better identification and management of specific conditions (ex. students who have participated in select programs, students who have an asthma action plan on record, etc.)

Trend Going in Right Direction? ▲ Yes; ▼ No; ◀▶ Flat/ No Trend